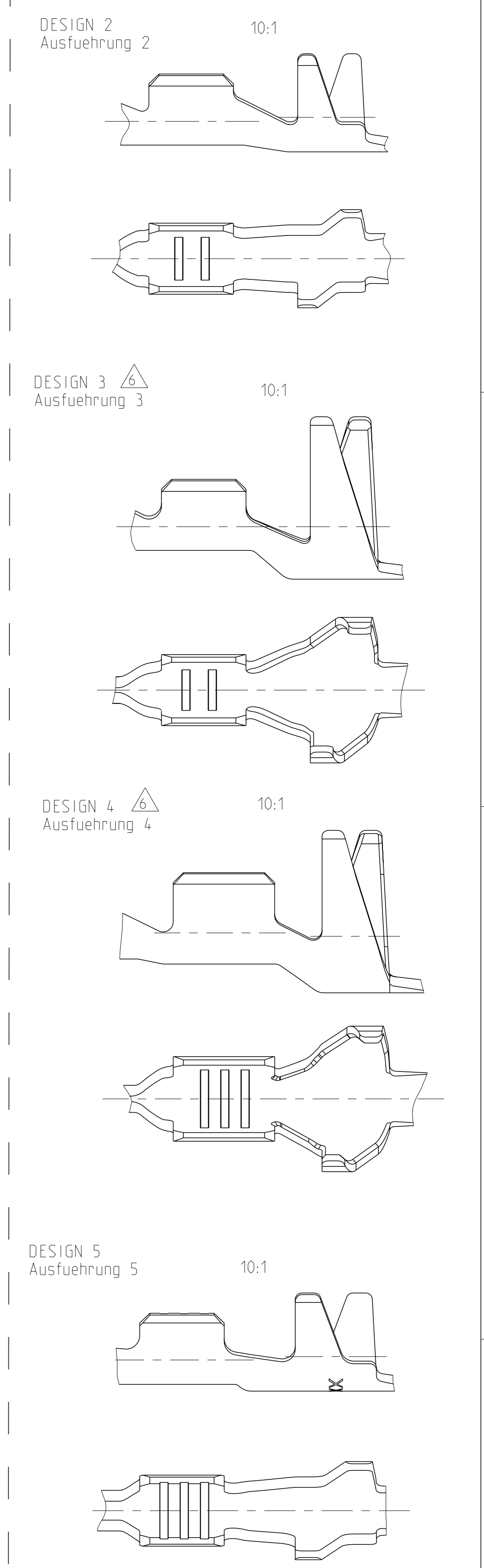


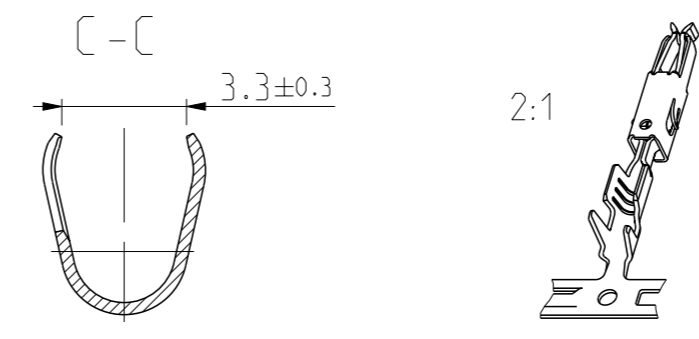
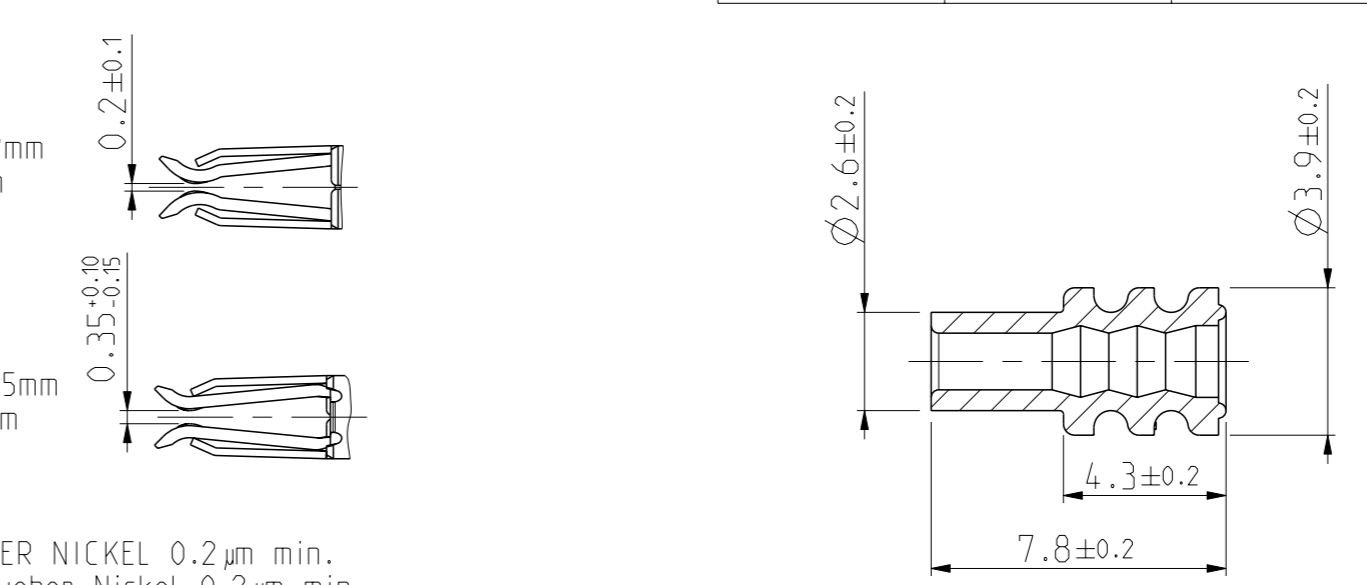
REVISIONS				
#	CTH	DESCRIPTION	DATE	OWN APVD
A8		CORRECTED VIEW. ADDED NECK DIMENSION	03APR2018	JP JC
B		CORRECTED VIEWS ACC. PART CHANGES	09DEC12019	JB J JC
B1		ADDED NEW DESIGN 5 APPLIED TO PN 965914	15APR2021	JCB RS
B2		added "optional"	13JUL2022	FRAN SCHI



SINGLE WIRE SEAL/ Einzelichtungssystem	REV.	DESIGN Ausführung	MATERIAL Oberflaeche	SURFACE Oberflaeche	WIRE RANGE Drahtgroessen Bereich [mm²]	INSULATION Isolations Ø [mm]	STRIP FROM WIRE CRIMP Drahtcrimp			A	B	C	CRIMP DATA AND CRIMP TOOL Crimpdaten u. Crimpwerkzeuge
							INSUL.-CRIMP Iso.-Crimp Bandware	CRIMP DIMENSION mm Crimpabmessungen mm					
4-1241732-1 1241732-2 1241730-2	B	4	CuNiSi	5	0.5-1.0 FLR	1.4-2.0	E = 2.5 G = 2.7 D _{Dr} = 1.2	H = 4.3 K = 4.8 D _{ISO} = 2.7	3.0	4.4	6.4	SEE APPLICATION - SPECIFICATION siehe Verarbeitungsspezifikation 114-18081	
	B		CuFe 2	PRETINNED vorverzinkt									
	B	3	CuFe 2	PRETINNED vorverzinkt		0.2-0.5 FLR	1.15-1.6	E = 2.1 G = 2.1 D _{Dr} = 0.8	H = 4.3 K = 4.8 D _{ISO} = 2.6	2.5	4.4		6.4
UNSEALED/ ungeichtet	1241860-7	A	CuNi12Zn24	PLAIN Blank	0.5-1.0 FLR	1.4-2.1	E = 2.5 G = 2.7 D _{Dr} = 1.2	H = 3.2 K = 3.4 D _{ISO} = 1.8	3.0	4.4	6.4	SEE APPLICATION - SPECIFICATION siehe Verarbeitungsspezifikation 114-18081	
	1241860-2	A	CuFe 2	PRETINNED vorverzinkt									
	1241858-2	A	CuFe 2	PRETINNED vorverzinkt	0.2-0.5 FLR	1.15-1.6	E = 2.1 G = 2.1 D _{Dr} = 0.8	H = 2.9 K = 2.9 D _{ISO} = 1.4	2.5	4.4	6.4		
	968052-1	B	CuFe 2	PRETINNED vorverzinkt	0.5-1.0 FLR	1.4-2.1	E = 2.5 G = 2.7 D _{Dr} = 1.2	H = 3.2 K = 3.4 D _{ISO} = 1.8	3.0	4.6	7		
	969022-1	B	CuFe 2	1	0.5-1.0 FLR	1.4-2.1	E = 2.5 G = 2.7 D _{Dr} = 1.2	H = 3.2 K = 3.4 D _{ISO} = 1.8	3.0	4.6	7		
	965914-2	C	CuFe 2	PRETINNED vorverzinkt	0.2-0.5 FLR	1.15-1.6	E = 2.1 G = 2.1 D _{Dr} = 0.8	H = 2.9 K = 2.9 D _{ISO} = 1.4	2.5	4.6	7		
965914-1	C	CuFe 2	1										
TE ORDER NO. STRIP FORM Bandware	REV.	DESIGN Ausführung	MATERIAL Oberflaeche	SURFACE Oberflaeche	WIRE RANGE Drahtgroessen Bereich [mm²]	INSULATION Isolations Ø [mm]	STRIP FROM WIRE CRIMP Drahtcrimp			A	B	C	CRIMP DATA AND CRIMP TOOL Crimpdaten u. Crimpwerkzeuge

- 1 BODY ELECTRO TIN PLATED OVER NICKEL 0.2 µm min. Kontaktkoerper gal. verzinkt ueber Nickel 0.2 µm min. CONTACT AREA SELECTIV GOLD OVER NICKEL 0.8 µm min. Kontaktzone selectiv vergoldet ueber Nickel 0.8 µm min. WIRE CRIMP AREA ELECTRO TIN PLATED 1 µm min. Drahtcrimpbereich galv. verzinkt 1 µm min.
- 2 ACCORDING INSULATION DIA IS TO CHOOSE THE SINGLE WIRE SEAL Entsprechend dem Isolationsdurchmesser ist die Einzel-Dichtung auszuwaehlen
- 3 VARIANTS WITH GAP-SIZE 0.2mm Varianten mit Gap-Size 0.2mm
- 4 VARIANTS WITH GAP-SIZE 0.35mm Varianten mit Gap-Size 0.35mm
- 5 BODY ELECTRO TIN PLATED OVER NICKEL 0.2 µm min. Kontaktkoerper gal. verzinkt ueber Nickel 0.2 µm min. CONTACT AREA SELECTIV GOLD OVER NICKEL 0.8 µm min. Kontaktzone selectiv vergoldet ueber Nickel 0.8 µm min. WIRE CRIMP AREA ELECTRO TIN PLATED 1 µm min. Drahtcrimpbereich gal. verzinkt
- 6 ADDITIONAL INFORMATION FOR SINGLE WIRE SEAL VERISONS Zusätzliche Information fuer einzelgedichtete Varianten

SINGLE WIRE SEAL Einzel-Dichtung		
964972-1	1.9-2.1	YELLOW gelb
963530-1	1.4-1.9	GREY grau
964971-1	1.2-1.6	RED rot
ORDER No. Bestell-Nr.	INSULATION Ø Isolations Ø	COLOUR Farbe



THIS DRAWING IS A CONTROLLED DOCUMENT.

DIMENSIONS: mm	TOLERANCES UNLESS OTHERWISE SPECIFIED:	OWN G. Abraham 12NOV2001	12NOV2001
MATERIAL	FINISH	CHK T. Meierhoefer 12NOV2001	12NOV2001
APVD M. Reicher 16NOV2001		NAME PRODUCT GROUP DRAWING FOR MICRO TIMER 3 CONTACT	
APPLICATION SPEC 108-18386		Produkt-Gruppen-Zeichnung fuer Micro Timer 3	
114-18081		SIZE CAGE CODE DRAWING NO	
WEIGHT		A1 00779 ©=1241916	
Customer Drawing		SCALE 6:1 SHEET 1 of 1 REV B2	

STE TE Connectivity