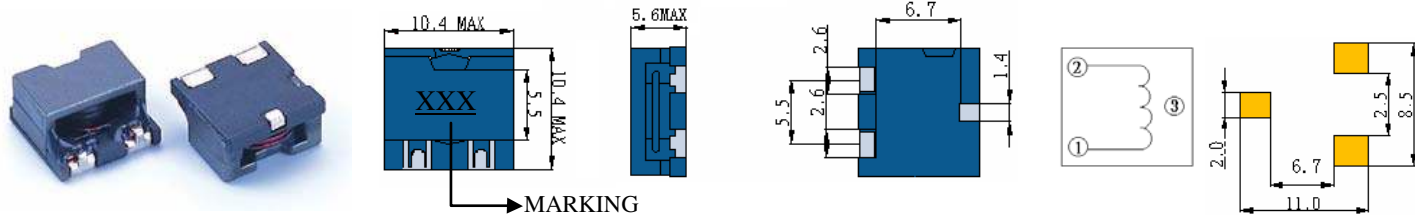


SCEP105L

SMD POWER INDUCTORS

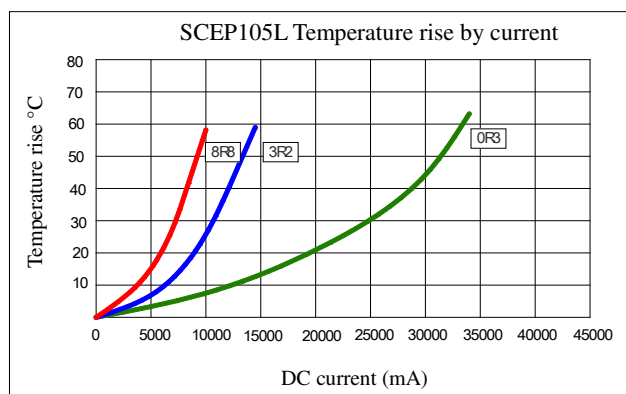
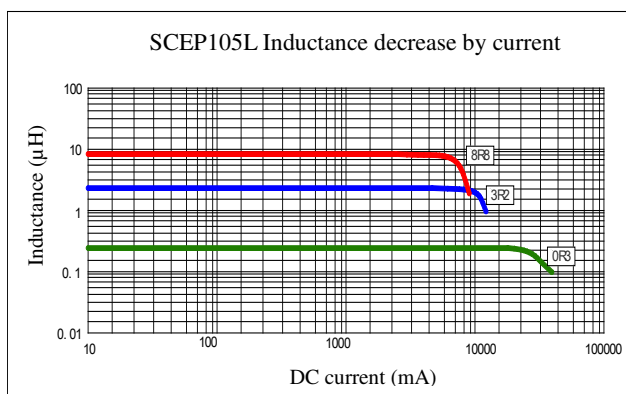


- Features
 - 1 Excellent Power Density
 - 2 Engineered to Provide High Efficiency



CHARACTERISTICS

Part Number	Inductance (uH) (1)	Test Frequency	DC Resistance (Ω MAX) (2)	Saturation Current (A) (3)	Temperature Current (A) (4)
SCEP105L-R36	0.36	100KHZ	2.6m	24.0	21.0
SCEP105L-R80	0.8	100KHZ	3.2m	16.0	18.0
SCEP105L-1R4	1.4	100KHZ	4.1m	12.0	14.0
SCEP105L-2R2	2.2	100KHZ	5.3m	9.6	13.0
SCEP105L-3R2	3.2	100KHZ	8.0m	7.8	10.5
SCEP105L-4R3	4.3	100KHZ	10.5m	6.8	9.0
SCEP105L-5R7	5.7	100KHZ	12.4m	5.8	8.0
SCEP105L-7R2	7.2	100KHZ	18.0m	5.3	7.8
SCEP105L-8R8	8.8	100KHZ	23.8m	4.5	7.0



- (1). Inductance tolerance for 0.36uH: ±30%, for 0.8uH~8.8uH: ±20%. Tested at 0.25V, 0ADC and 25°C
- (2). DCR measured at 25°C.
- (3). The DC current at which the inductance decreases by 25% from its initial value.
- (4). The DC current that results in a 40°C temperature rise from 25°C ambient.

Click here for [QUANTITY PER REEL & PACKING INFORMATION](#)

Custom versions available upon request.

© 2019 Signal Transformer – Specification subject to change without notice. 12.19



belfuse.com/signal

128 Atlantic Avenue, Lynbrook, NY 11563
Toll Free 866-239-5777 • Tel 516-239-5777 • Fax 516-239-7208
Sales@signaltransformer.com • techhelp@signaltransformer.com