32 Signal Kontakte
32 signal contacts

⊠ = Kontaktposition belegt
= *position with contact*

□ = Kontaktposition nicht belegt
= *position without contact*

Y
Kontaktanordnung
Contact arrangement

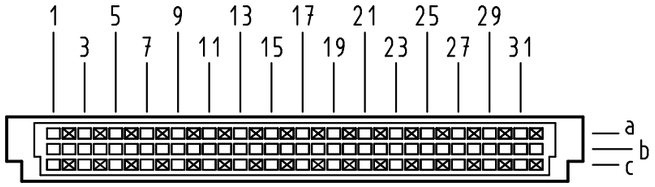

X
(Lochbild)
(Board drillings)

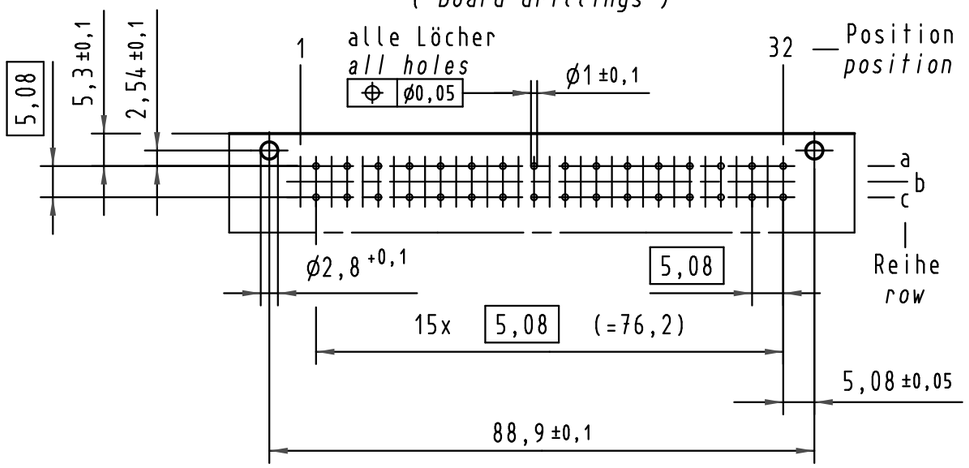

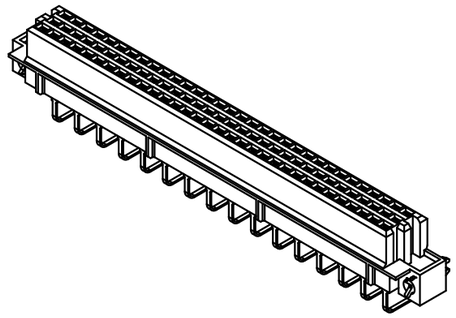

Z
2 : 1

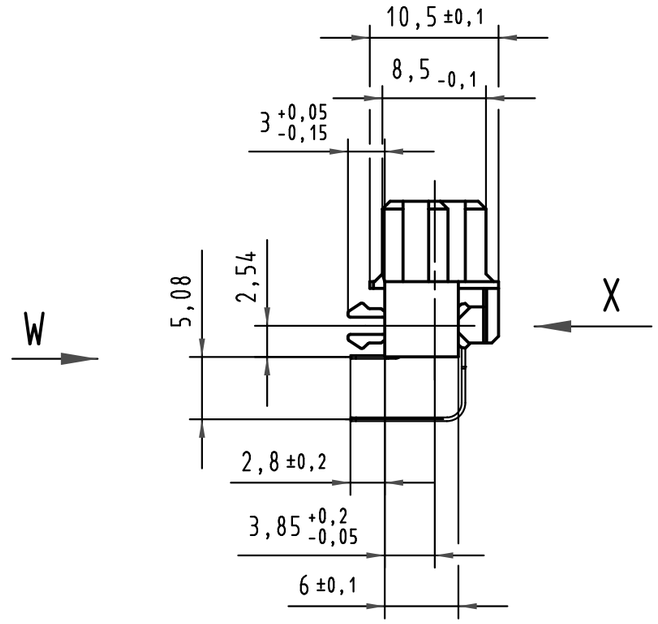

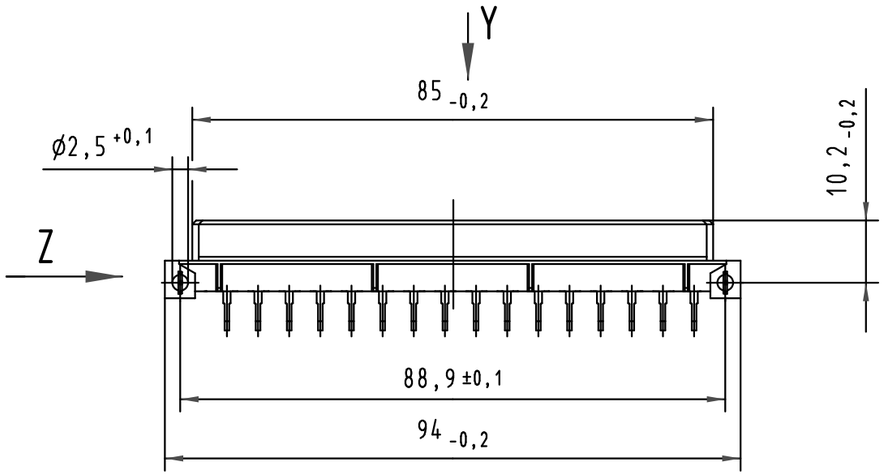

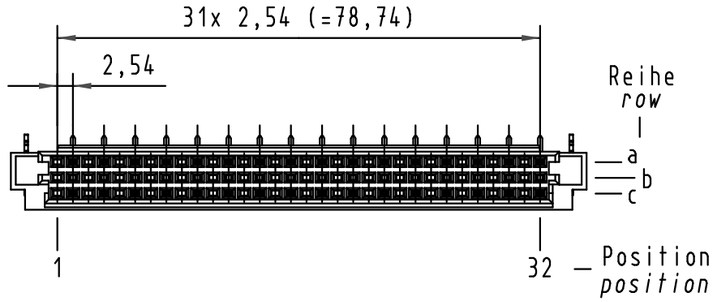

W
10 : 1
Querschnitt der Lötanschlüsse:
cross-section of solder terminations:

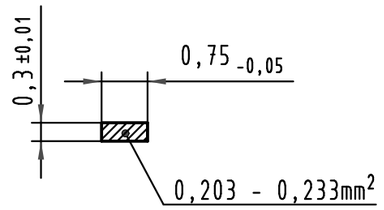

09 73 432 7801	3	Au über/over Ni
Bestell-Nr. *part-No.*	Anforderungsstufe nach IEC *performance level acc. to IEC*	Kontaktoberfläche *contact plating*

All Dimensions in mm
Original Size DIN A 3

Techn. Character.

	Dat.	Name
Detail.	13.09.99	Rie.
Insp.	13.09.99	Pa.
Stand.		

Maßstab/*Scale* 1 : 1 (2 : 1)

Nicht tolerierte Maße/*Free size tolerances*
IEC 60603-2

Mod.	Dat.	Name
34038	19.03.07	LehT
31100	18.06.02	Rie.
27554	01.02.00	Rie.
26920	12.11.99	Rie.
26085		

HARTING Electronics GmbH & Co. KG
D-32339 ESPELKAMP

har-bus R Federleiste mit Clip
Einlöt , 32 pol.
har-bus R female connector with clip solder , 32 pol.

TB 09 73 432 x801

Blatt/*page* /

Sub.

Alle Rechte vorbehalten/ *All rights reserved*