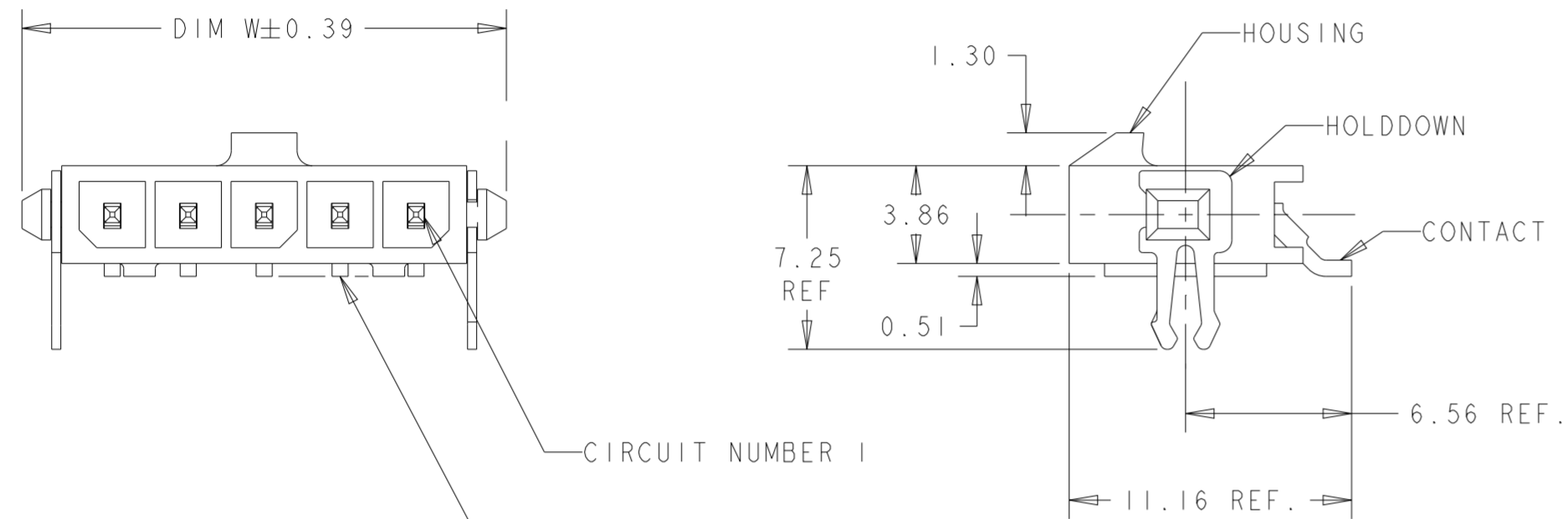
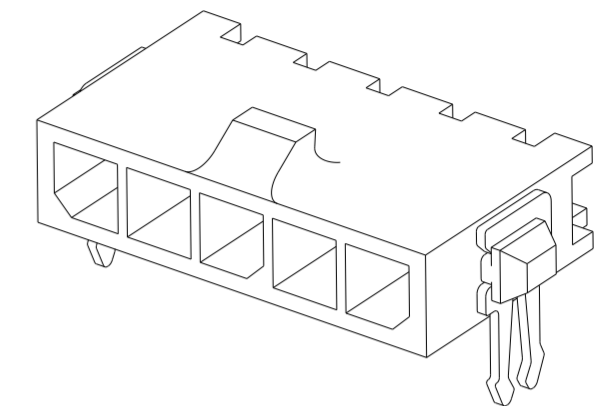
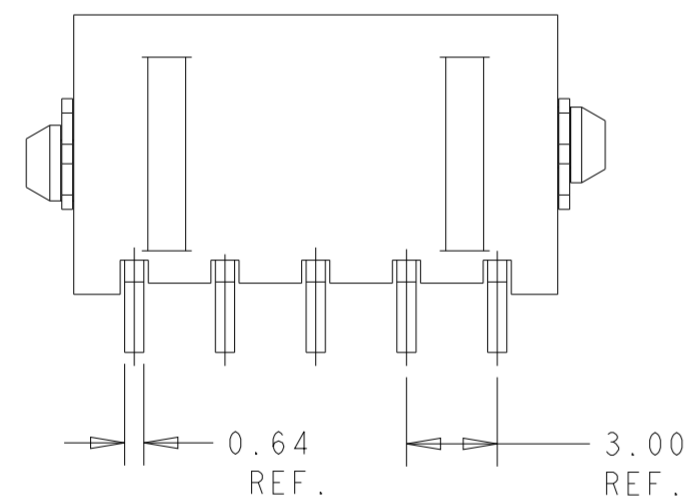


P	LTR	DESCRIPTION	DATE	DWN	APVD
C2		REVISED PER ECR-16-011494	20JUN2017	NK	CX
C3		ECO-19-006934	13MAY2019	AP	WLS
C4		REVISED PER ECO-20-010933	05AUG2020	WLS	VS
C5		REVISED PER ECN-23-198901	16FEB2023	WLS	VS



0.15
INCLUDES CONTACT TAILS
AND HOUSING STANDOFFS

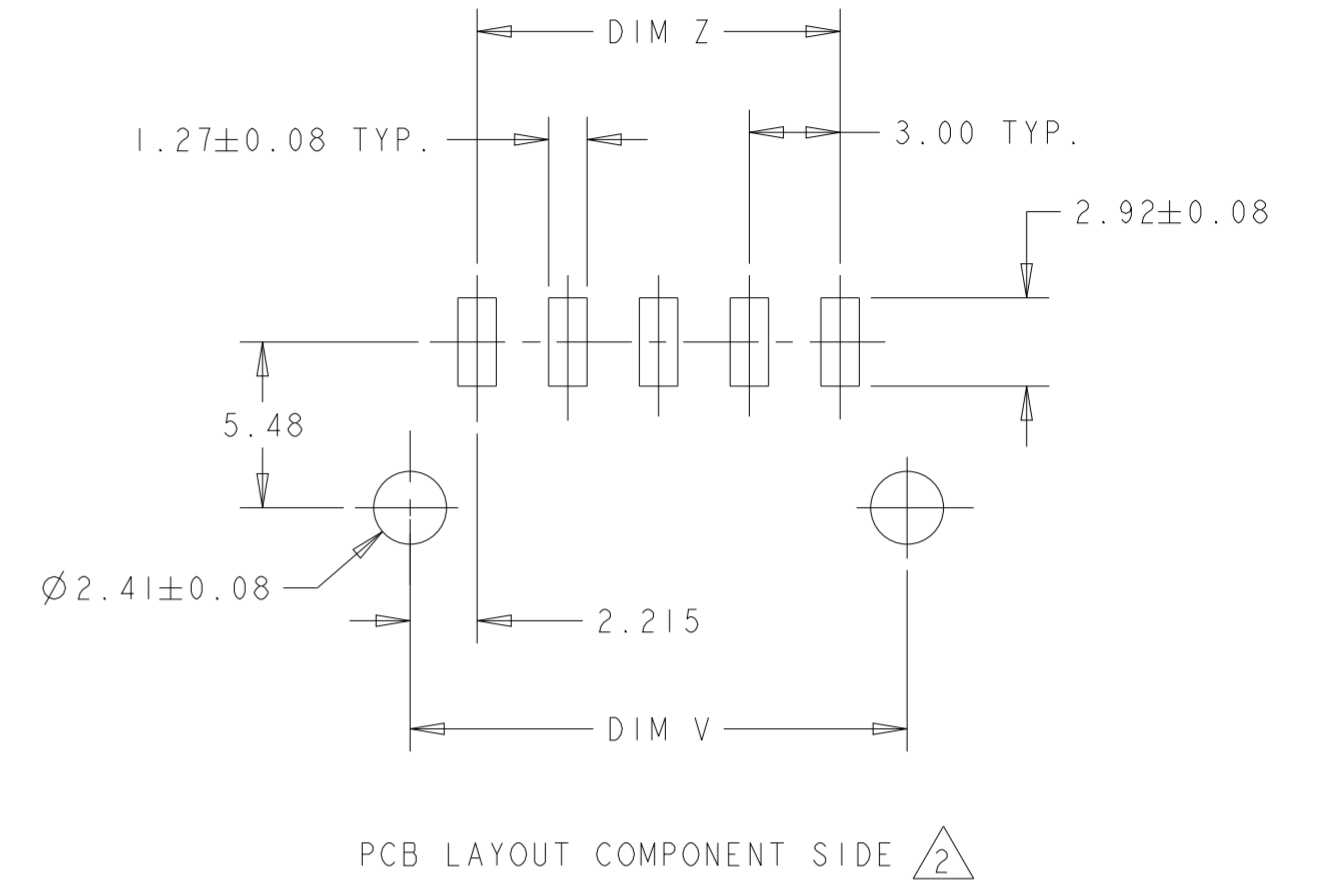
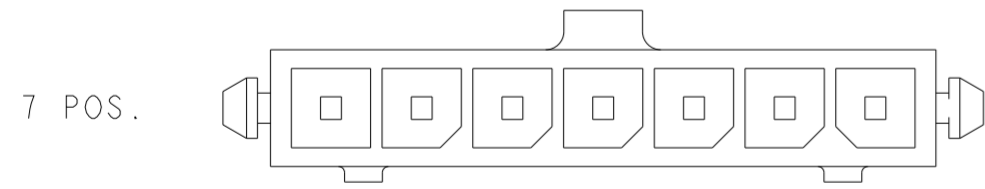
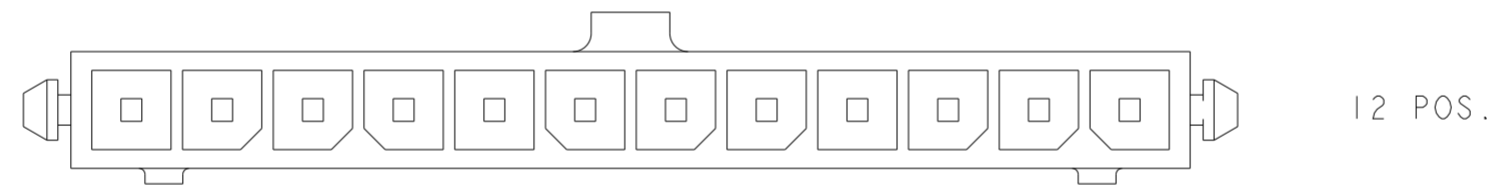
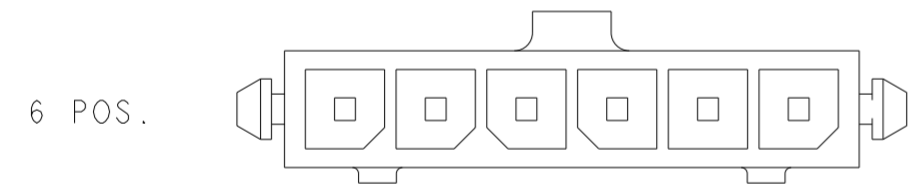
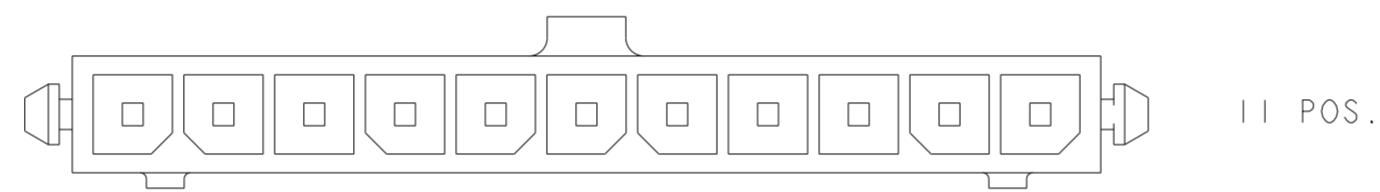
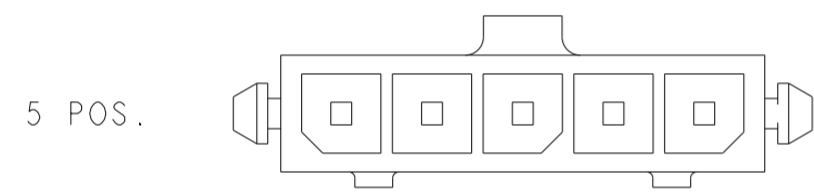
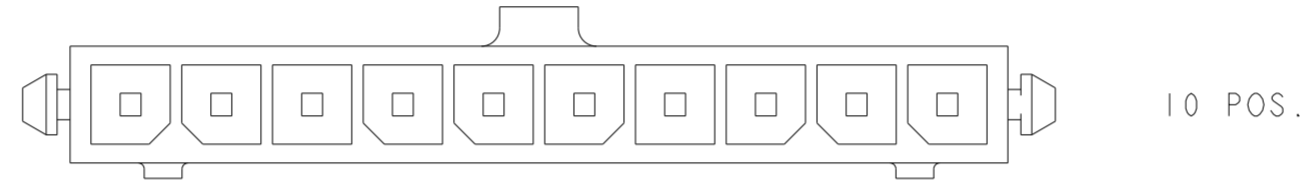
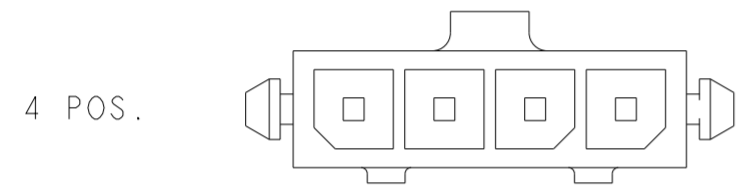
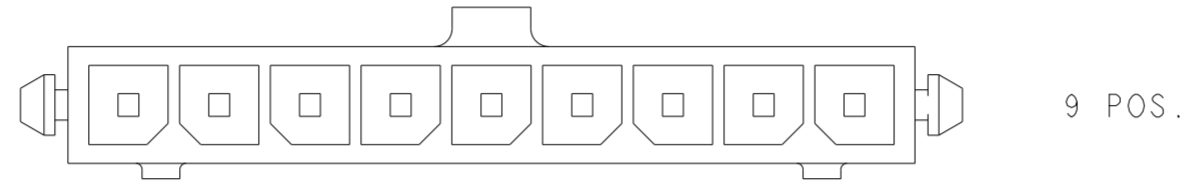
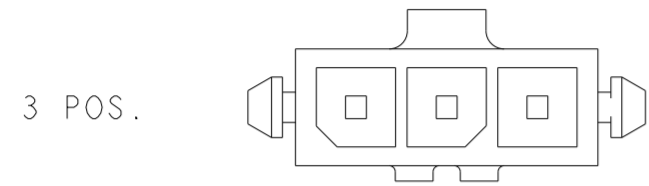
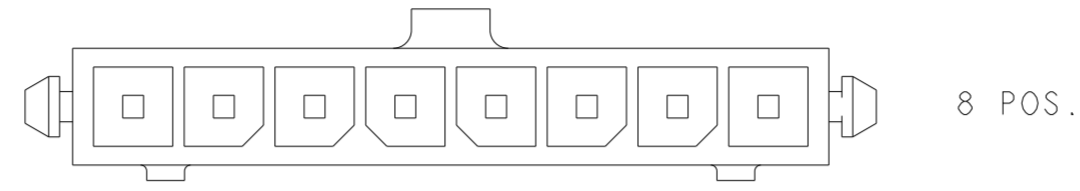
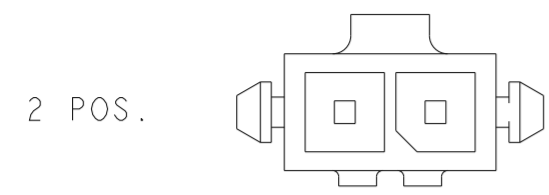


- 1 MATERIAL: HOUSING - UL 94V-0 RATED HIGH TEMP NYLON, COLOR BLACK.
CONTACTS - BRASS
HOLDDOWNS - PHOSPHOR BRONZE.
- 2 RECOMMENDED PC BOARD THICKNESS OF 1.57.
- 3 PLATING: CONTACTS - 2.54µm MINIMUM MATTE TIN OVER 1.27µm MINIMUM NICKEL.
HOLDDOWNS - 2.54µm MINIMUM MATTE TIN OVER 1.27µm MINIMUM NICKEL.
- 4 COUNTERPART RECOMMENDED IS PN 1445022 OR 2008571 (DASH ACC. TO NUMBER OF POSITION).
- 5 FOR REELING DIRECTION AND PACKAGING TYPE, SEE SPECIFICATION 114-13000.

33.00	37.43	40.00	12	3-1445056-2
30.00	34.43	37.00	11	3-1445056-1
27.00	31.43	34.00	10	3-1445056-0
24.00	28.43	31.00	9	2-1445056-9
21.00	25.43	28.00	8	2-1445056-8
18.00	22.43	25.00	7	2-1445056-7
15.00	19.43	22.00	6	2-1445056-6
12.00	16.43	19.00	5	2-1445056-5
9.00	13.43	16.00	4	2-1445056-4
6.00	10.43	13.00	3	2-1445056-3
3.00	7.43	10.00	2	2-1445056-2
DIM Z	DIM V	DIM W	NO. OF POSN	PART NUMBER

THIS DRAWING IS A CONTROLLED DOCUMENT.		DWN J.ROOT 03OCT2000	TE Connectivity	
DIMENSIONS: mm		CHK K.WHITAKER 13-MAR-2001		
TOLERANCES UNLESS OTHERWISE SPECIFIED:		APVD K.WHITAKER 13-MAR-2001	NAME RT ANGLE SURFACE MOUNT HEADER ASSY, TIN CONTACTS W/THRU HOLE HOLDDOWNS, SINGLE ROW, MICRO MATE-N-LOK™	
0 PLC ± 1 PLC ± 2 PLC ±0.13 3 PLC ± 4 PLC ± ANGLES ±° FINISH		PRODUCT SPEC 108-1836	SIZE A2	CAGE CODE 00779
MATERIAL 1		APPLICATION SPEC 114-13000	DRAWING NO C-1445056	RESTRICTED TO -
3		WEIGHT -	SCALE 4:1	SHEET 1 OF 2
		CUSTOMER DRAWING	REV C5	

P	LTR	DESCRIPTION	DATE	DWN	APVD
-	-	SEE SHEET 1	-	-	-



KEYING BY POSITION SIZE

THIS DRAWING IS A CONTROLLED DOCUMENT.		DWN J. ROOT 03OCT2000	TE Connectivity			
DIMENSIONS: mm		CHK K. WHITAKER 13-MAR-2001				
TOLERANCES UNLESS OTHERWISE SPECIFIED:		APVD K. WHITAKER 13-MAR-2001	NAME RT ANGLE SURFACE MOUNT HEADER ASSY, TIN CONTACTS W/THRU HOLE HOLDDOWNS, SINGLE ROW, MICRO MATE-N-LOK			
		PRODUCT SPEC 108-1836	SIZE A2	CAGE CODE 00779	DRAWING NO. C-1445056	RESTRICTED TO -
MATERIAL	FINISH	APPLICATION SPEC 114-13000	SCALE 5:1	SHEET 2 OF 2	REV C5	
-	-	WEIGHT -	CUSTOMER DRAWING			