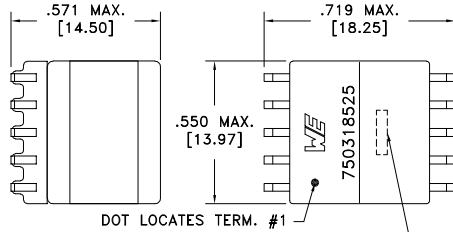
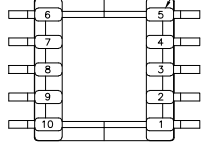


CUSTOMER TERMINAL	RoHS	LEAD(Pb)-FREE
Sn96%, Ag4%	Yes	Yes

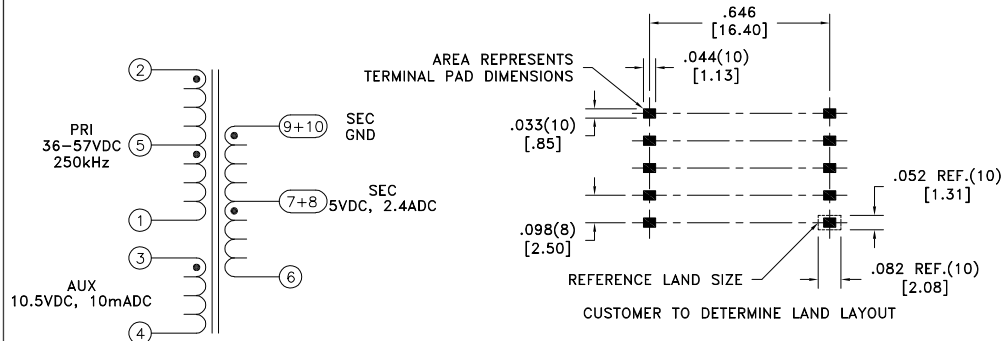


TERM. NO.'s FOR REF. ONLY



DOT LOCATES TERM. #1

LOT CODE & DATE CODE



Customer to tie terminals 7+8 and 9+10 on PC board.

Application of the transformer allows for the leadwires between terminals 7&8 and 9&10 to solder bridge.

ELECTRICAL SPECIFICATIONS @ 25°C unless otherwise noted:

PARAMETER	TEST CONDITIONS	VALUE
D.C. RESISTANCE	2-1 @20°C	0.150 ohms ±20%
D.C. RESISTANCE	3-4 @20°C	0.150 ohms ±20%
D.C. RESISTANCE	10-7 tie(7+8, 9+10), @20°C	0.010 ohms max.
D.C. RESISTANCE	7-6 @20°C	0.063 ohms ±20%
INDUCTANCE	2-1 1kHz, 100mVAC, Ls	150.0uH ±7%
INDUCTANCE	3-4 1kHz, 10mVAC, Ls	21.10uH ±7%
INDUCTANCE	10-7 tie(7+8, 9+10), 1kHz, 100mVAC, Ls	4.16uH ±7%
INDUCTANCE	7-6 1kHz, 100mVAC, Ls	4.16uH ±7%
SATURATION CURRENT	20% rolloff from initial	1.5A
LEAKAGE INDUCTANCE	2-1 tie(3+4, 6+7+8+9+10), 100kHz, 100mVAC, Ls	0.7uH typ., 1.0uH max.
INTERWINDING CAPACITANCE	1-7 tie(1+2, 7+8+9+10), 100kHz, 100mVAC, Cs	62pF typ., 85pF max.
RESONANT FREQUENCY	100mV	1.4MHz min.
DIELECTRIC	1-6 tie(2+4, 7+8), 1500VAC, 1 second	1500VAC, 1 minute
DIELECTRIC	1-4 500VAC, 1 second	500VAC, 1 minute
URNS RATIO	(1-2):(7-10), tie(7+8, 9+10)	6:1, ±3%
URNS RATIO	(1-2):(4-3)	2.67:1, ±3%
URNS RATIO	(1-2):(6-7)	6:1, ±3%

GENERAL SPECIFICATIONS:

OPERATING TEMPERATURE RANGE: -40°C to +125°C including temp rise.

Safety standard undefined.

Wire insulation & RoHS status not affected by wire color.
Wire insulation color may vary depending on availability.

REV.	DATE	Packaging Specifications Method: Tape & Reel PKG-1053 www.we-online.com/midcom		Tolerances unless otherwise specified: Angles: ±1° Fractions: ±1/64 Decimals: ±.005 [.13] Footprint: ±.005 [.13]	DRAWING TITLE TRANSFORMER	PART NO. 750318525
6A	2/20	SEE REVISION SHEET FOR REVISION LEVEL		This drawing is dual dimensioned. Dimensions in brackets are in millimeters.	eiSos p/n: 750318525	SPECIFICATION SHEET 1 OF 1