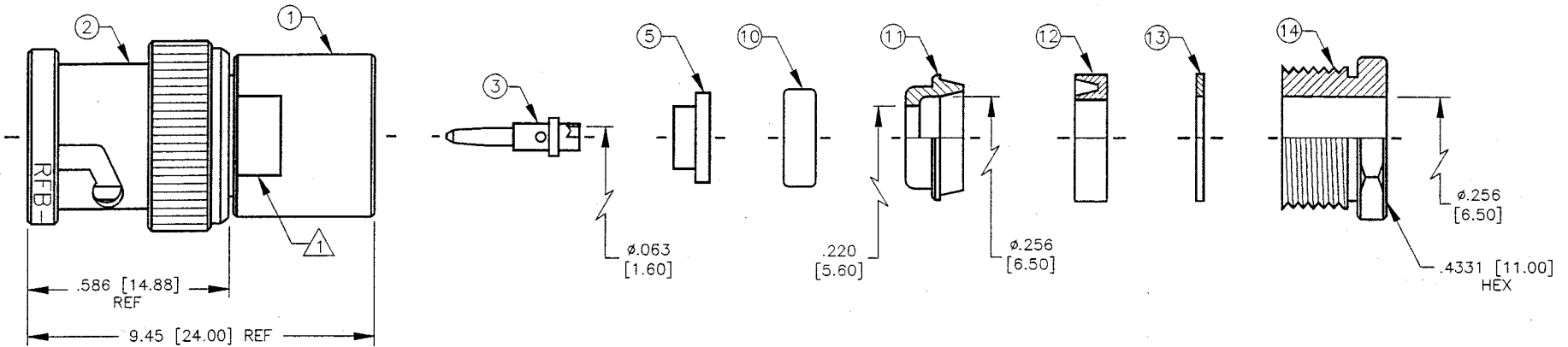


ENVELOPE / ASSEMBLY DRAWING

008974

SPECIFICATION CONTROL DRAWING		REV	DESCRIPTION	DWN	DATE	APPROVED
THIS DRAWING CONTAINS INFORMATION PROPRIETARY TO RF INDUSTRIES, LTD. ANY UNAUTHORIZED USE OF THIS DRAWING IS EXPRESSLY PROHIBITED. ANY VIOLATION IS PUNISHABLE UNDER U.S. COPYRIGHT LAWS.		A	ENGINEERING RELEASE	CZS	7/16/89	R. RICE

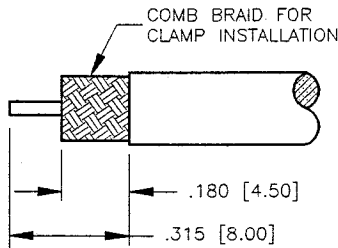
ALL DIMENSIONS ARE REFERENCE ONLY



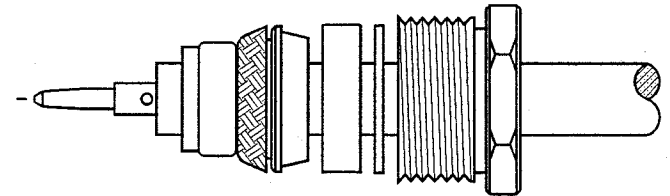
\triangle .4375 WRENCH
FLATS 2 AT 180°

SPECIFICATIONS:

IMPEDANCE: 50 OHMS
 WORKING VOLTAGE: 500 VRMS @ SEA LEVEL
 FREQUENCY RANGE: 0-4 GHz
 INSERTION LOSS: \leq -.2 dB @ 3 GHz
 VSWR MAX: 1.4:1 @ 3 GHz
 INTERFACE PER MIL-STD-348A, SECTION 301.1



SUGGESTED STRIPPING INSTRUCTIONS



PIN TO BE SOLDERED

ITEM	DESCRIPTION	QTY	MATERIAL	FINISH
14	BACK NUT	1	BRASS	NICKEL
13	WASHER	1	BRASS	NICKEL
12	GASKET	1	S.I. RUBBER	RED
11	CLAMP	1	BRASS	NICKEL
10	COMPRESSION RING	1	BRASS	NICKEL
9	WASHER	1	BRASS	NICKEL
8	SPRING	1	BRASS	NICKEL
7	SPLIT LOCK WASHER	1	SK-5	NICKEL
6	GASKET	1	S.I. RUBBER	RED
5	DIELECTRIC	1	DELTRIN	NONE
4	DIELECTRIC	1	DELTRIN	NONE
3	PIN	1	BRASS	GOLD
2	SHELL	1	BRASS	NICKEL
1	BODY	1	BRASS	NICKEL

DIMENSIONS ARE IN INCHES AND [MILLIMETERS]

UNLESS OTHERWISE NOTED TOLERANCES ARE:
 DECIMALS DIAMETER

DRAWN C. ZUNIGA	7/16/98
CHECKED <i>C. Zuniga</i>	7/20/98
GR. DRAWN C. ZUNIGA	7/16/98

APPROVALS DATE

RF connectors
 DIVISION OF RF INDUSTRIES, LTD.

7610 MIRAMAR RD
 SAN DIEGO, CA 92126
 (619)549-6340
 (619)549-6345 FAX

RFB-1101-1X

BNC MALE CLAMP

SIZE A	CABLE GROUP X	DWG NO. 8937	REV A
SCALE: 2:1		CAD FILE 13ARC B	SHEET 1 OF 1