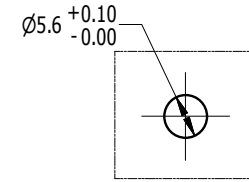
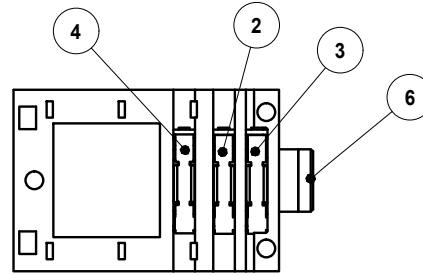
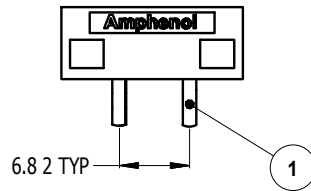
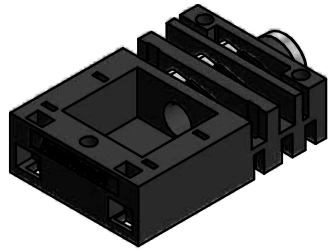
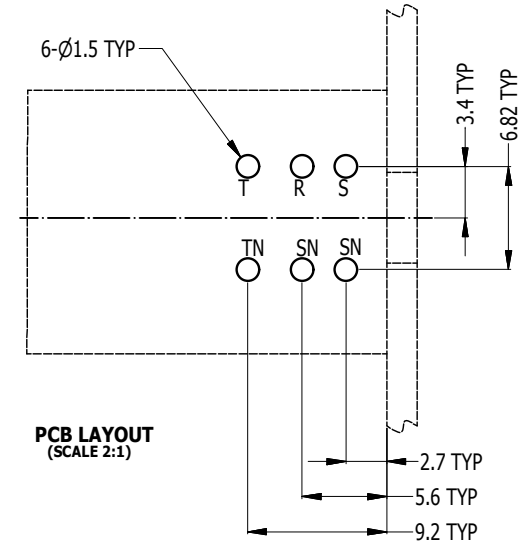
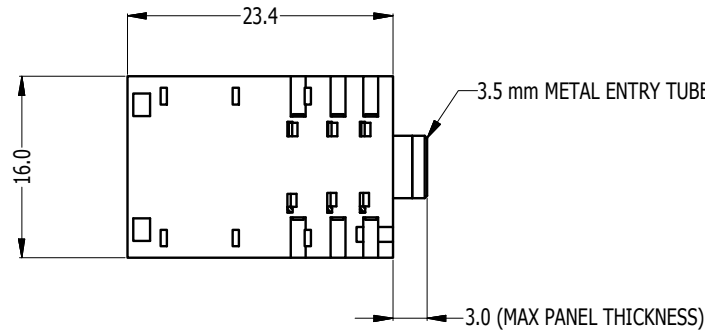
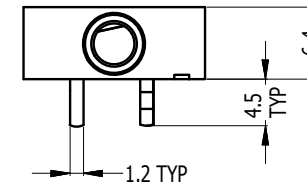
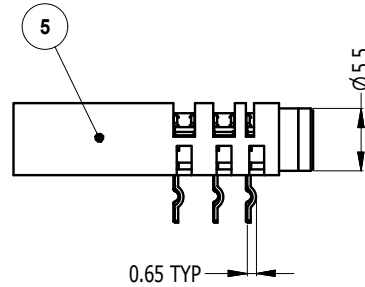


3D VIEW



PANEL CUTOUT  
(SCALE 1:1)



PCB LAYOUT  
(SCALE 2:1)

SCHEMATIC CHART

ACJM-NH35	ACJS-NH35

PART NUMBER TABLE	
PART NUMBER	DESCRIPTION
ACJM-NH35	3.5mm MONO PHONE JACK
ACJS-NH35	3.5mm STEREO PHONE JACK

REV	DESCRIPTION	BY	DATE	CHG NOTE
1	CORRECT PCB PROFILE FROM STRAIGHT TO RETAINER STYLE, REF LOCATION 4D	MH	24/01/11	8978
0	FIRST ISSUED	M.H	09/02/09	8798

ITEM	DESCRIPTION	MATERIAL	QTY
6	METAL TUBE	BRASS - Ni PLATED	1
5	HOUSING	PA66 - BLACK	1
4	TIP CONTACT	65Mn T=0.3mm - Ag PLATED	1
3	SLEEVE CONTACT	65Mn T=0.3mm - Ag PLATED	1
2	RING CONTACT	65Mn T=0.3mm - Ag PLATED	1
1	CONTACT SHUNTS	H62(C2680) T=0.3mm - Ag PLATED	3

UNLESS OTHERWISE SPECIFIED TOLERANCE TO BE		THIS DOCUMENT IS THE PROPERTY OF AMPHENOL AUSTRALIA PTY. LTD. NO PART THEREOF MAY BE REPRODUCED AND USED WITHOUT THE PRIOR WRITTEN CONSENT OF THE OWNER			
LINEAR	ANGULAR	CAD FILE	DRN:	DATE:	
X ±0.50	X° ±1	55010385000111	T.N	28/09/06	
X,X ±0.25	X,X° ±30°	MATL: REFER TO COMPONENT	CKD: M.H	DATE: 24/01/11	
X,XX ±0.10	X,XX° ±15°	FINISH: REFER TO COMPONENT	APP'D: P.M	DATE: 24/01/11	
BREAK ALL SHARP EDGES AND REMOVE ALL BURRS		SCALE: 3:2	PART No: SEE TABLE		
DO NOT SCALE		THIRD ANGLE PROJECTION			

TITLE: <b>3.5mm HORIZONTAL JACK</b>		<b>Amphenol</b>	
DRAWING NO. <b>55010385-001-1</b>		SHEET <b>1/1</b>	
SIZE: A4		Amphenol Australia Pty.Ltd, 2 Fiveways Blvd, Keysborough, Vic3173	