


VDSL Transformers

For Use with Broadcom® and Texas Instruments Chipset



- Ⓜ For use with Broadcom's BCM6315 transceiver chip
- Ⓜ B4020, B4021 and BX4055: for use with Texas Instrument's TNET800 chipset
- Ⓜ Excellent return loss and balance
- Ⓜ Surface mount or through hole package

Electrical Specifications @ 25°C - Operating Temperature -40°C to +85°C

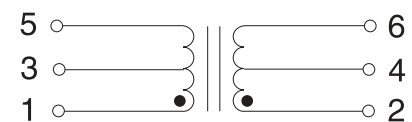
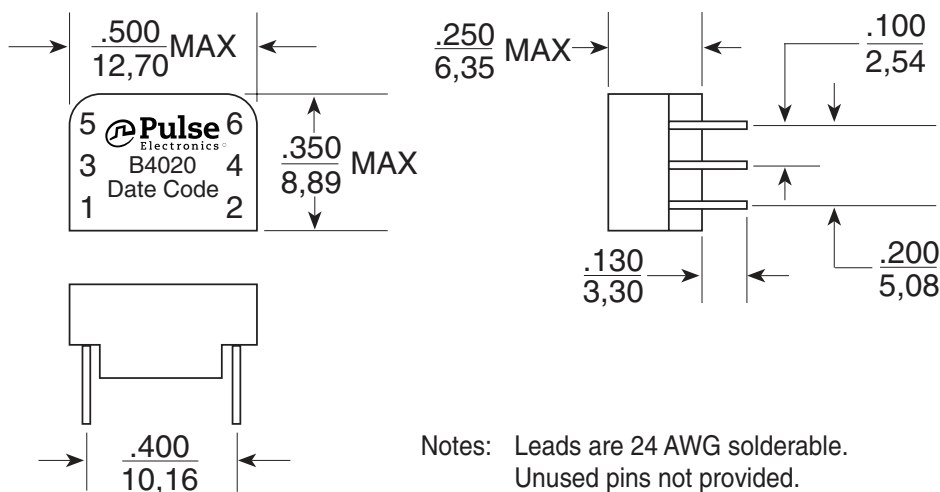
Part Number	Turns Ratio	Inductance (μH MIN)	Return Loss (dBMIN)	Insertion Loss* (dBMAX)	Line Impedance (Ω)	Longitudinal Balance (dB TYP)	CM Rejection (dB TYP)	Isolation Voltage (Vrms)
B4020 (THT)	1CT:1CT	190	300 kHz to 1 MHz: 18	200 kHz to 1 kHz: 0.8	100	200 kHz: 60	10 MHz: 35	3000
			1 kHz to 11 MHz: 20			11 MHz: 42	30 MHz: 33	
			11 kHz to 30 MHz: 16	1 kHz to 30 kHz: 0.7		100 MHz: 30	100 MHz: 25	
BX4055 (SMT)	1:1	190	300 kHz to 20 MHz: 20	200 kHz to 400 kHz: 0.75	100	200 kHz: 60	10 MHz: 35	1500
B4021 (SMT)	1CT:1CT		20 kHz to 30 MHz: 18	400 kHz to 30 MHz: 0.50		11 MHz: 50	30 MHz: 33	
						100 MHz: 40	100 MHz: 30	
BX4056 (SMT)	1:1.16	190	300 kHz to 1 MHz: 15	200 kHz to 400 kHz: 0.75	100	200 kHz: 60	10 MHz: 35	1500
			1 kHz to 20 MHz: 20			400 kHz to 30 MHz: 0.60	11 MHz: 50	
			20 kHz to 30 MHz: 17			100MHz: 40	100 MHz: 30	

Notes: Surge Voltage Capability: Metallic: 800 Vpeak 10/560 sec. Long: 2400 Vpeak 10/700 sec. **B4020** is designed to meet the requirements for supplementary isolation according to IEC950. Common Mode Chokes to reduce common mode ingress from AM Broadcast or HAM radios are available. See data sheet **B912** for parts **B4001** and **B4003**.

Mechanical

Schematic

B4020



Weight1.2grams

Tube60/tube

Dimensions: $\frac{\text{Inches}}{\text{mm}}$

Unless otherwise specified, all tolerances are $\pm \frac{.010}{0,25}$

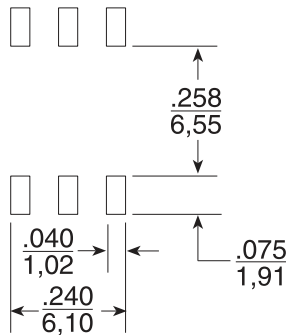
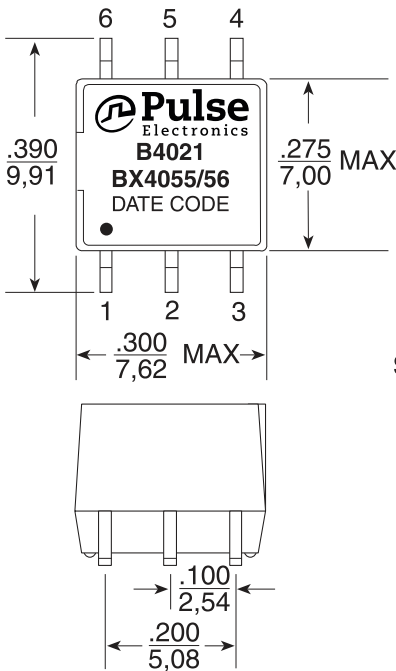
VDSL Transformers

For Use with Broadcom® and Texas Instruments Chipset

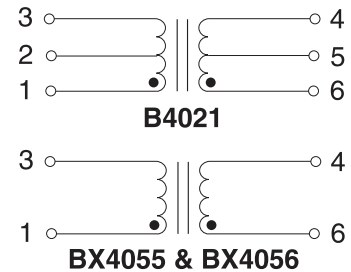
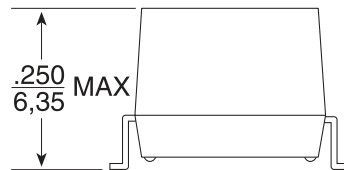
Mechanical (continued)

Schematic

B4021 / BX4055 / BX4056



SUGGESTED PAD LAYOUT



Weight0.6 grams

Tape & Reel70/reel

Dimensions: $\frac{\text{Inches}}{\text{mm}}$

Unless otherwise specified,
all tolerances are $\pm \frac{.010}{0,25}$

For More Information

Pulse Worldwide Headquarters
12220 World Trade Drive
San Diego, CA
92128
U.S.A.

Tel: 858 674 8100
Fax: 858 674 8262

Pulse Europe
Einsteinstrasse 1
D-71083 Herrenberg
Germany

Tel: 49 7032 78060
Fax: 49 7032 7806 135

Pulse China Headquarters
B402, Shenzhen Academy of
Aerospace Technol-
ogy Bldg.
10th Kejinan Road
High-Tech Zone
Nanshan District
Shenzen, PR China
518057
Tel: 86 755 33966678
Fax: 86 755 33966700

Pulse North China
Room 2704/2705
Super Ocean Finance
Ctr.
2067 Yan An Road
West
Shanghai 200336
China
Tel: 86 21 62787060
Fax: 86 2162786973

Pulse South Asia
135 Joo Seng Road
#03-02
PM Industrial Bldg.
Singapore 368363

Tel: 65 6287 8998
Fax: 65 6287 8998

Pulse North Asia
3F, No. 198
Zhongyuan Road
Zhongli City
Taoyuan County 320
Taiwan R. O. C.
Tel: 886 3 4356768
Fax: 886 3 4356823 (Pulse)
Fax: 886 3 4356820 (FRE)

Performance warranty of products offered on this data sheet is limited to the parameters specified. Data is subject to change without notice. Other brand and product names mentioned herein may be trademarks or registered trademarks of their respective owners. © Copyright, 2012. Pulse Electronics, Inc. All rights reserved.