


10.0 x 3.2 x 2.0 (mm) GNSS Chip Antenna (AA065A)

Engineering Specification

1. Product Number

H 2 U J 6 V 1 A 2 A 0 1 0 0



2. Features

- *Stable and reliable in performances
- *Low profile, compact size
- *RoHS compliance
- *SMT processes compatible

3. Applications

- *GNSS (Global Navigation Satellite System)
- *Hand-held devices when GPS& BDS & GLONASS & GALILEO functions are needed, e.g., PDA, Smart phone, PND.

4. Description

Unictron's AA065A chip antenna is designed for GNSS band applications, covering frequencies 1560~1606 MHz. Fabricated with proprietary design and processes, AA065A shows excellent performance and is fully compatible with SMT processes which can decrease the assembly cost and improve device's quality and consistency.



詠業科技股份有限公司
Unictron Technologies Corporation
Website:www.unictron.com

THIS DRAWINGS AND SPECIFICATIONS ARE THE PROPERTY OF UNICTRON TECHNOLOGIES CORPORATION AND SHALL NOT BE REPRODUCED OR USED AS THE BASIS FOR THE MANUFACTURE OR SALE OF APPARATUS OR DEVICES WITHOUT PERMISSION

Prepared by : **Mina** Designed by : **Allen** Checked by : **Mike** Approved by : **Herbert**

TITLE : 10.0 x 3.2 x 2.0 (mm) GNSS Chip Antenna (AA065A) Engineering specification

DOCUMENT NO.

H2UJ6V1A2A0100

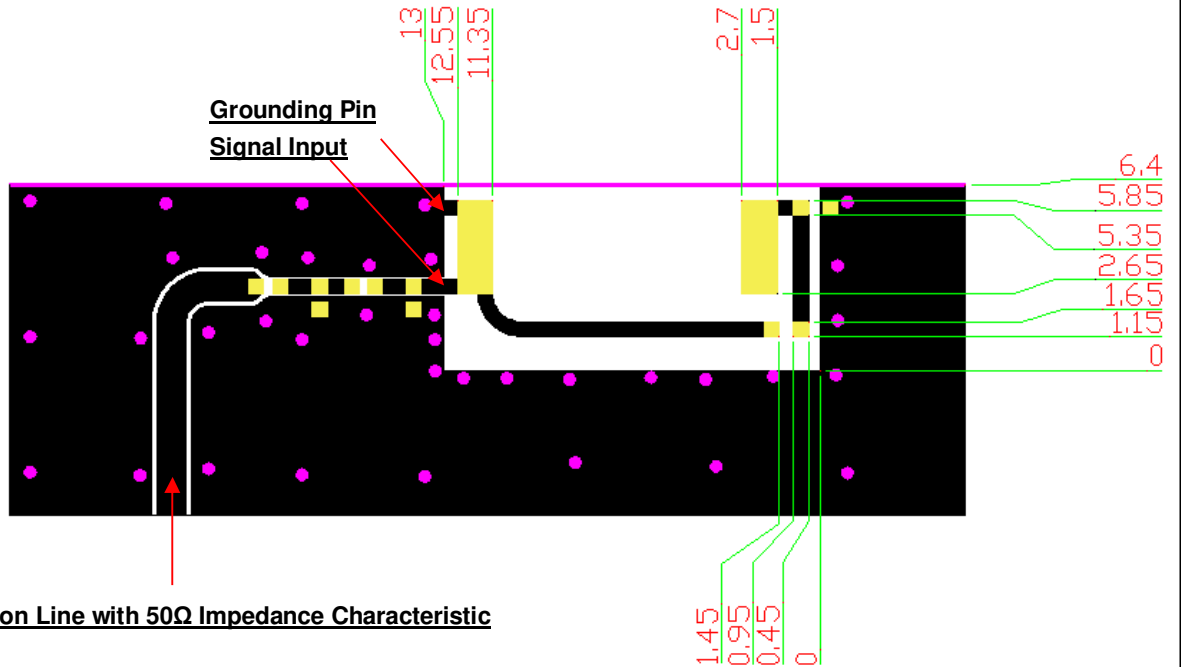
REV. B

5. Layout Guide & Electrical Specifications

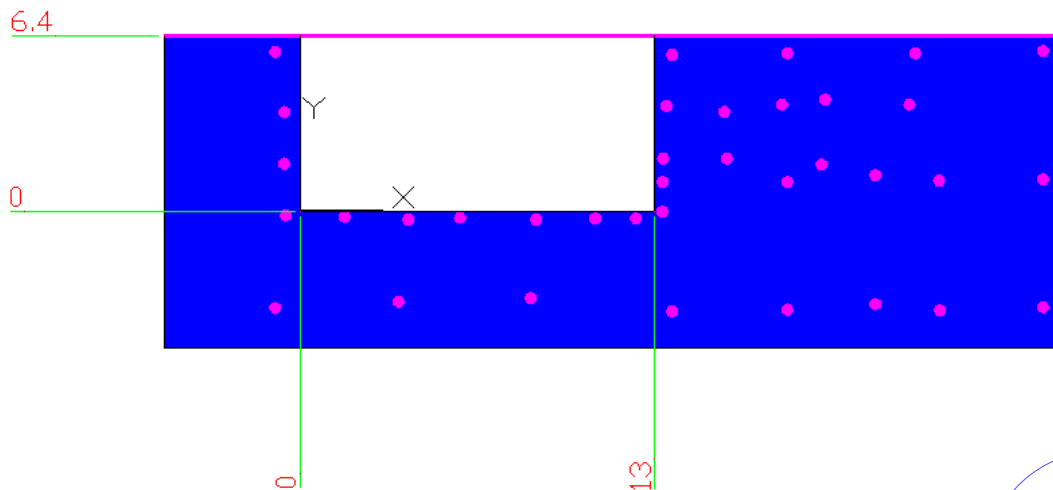
5-1. Layout Guide (unit : mm)

Solder Land Pattern:

The solder land pattern (gold marking areas) is shown below. Recommendation on matching circuit will be provided according to customer's installation conditions.



Top View



Bottom View



詠業科技股份有限公司
Unictron Technologies Corporation
Website: www.unictron.com

THIS DRAWINGS AND SPECIFICATIONS ARE THE PROPERTY OF UNICTRON TECHNOLOGIES CORPORATION AND SHALL NOT BE REPRODUCED OR USED AS THE BASIS FOR THE MANUFACTURE OR SALE OF APPARATUS OR DEVICES WITHOUT PERMISSION

Prepared by : Mina

Designed by : Allen

Checked by : Mike

Approved by : Herbert

TITLE : 10.0 x 3.2 x 2.0 (mm) GNSS Chip Antenna (AA065A) Engineering specification

DOCUMENT NO.

H2UJ6V1A2A0100

REV. B

5-2. Electrical Specifications (Evaluation Board Dimensions: 80 x 40 mm²)

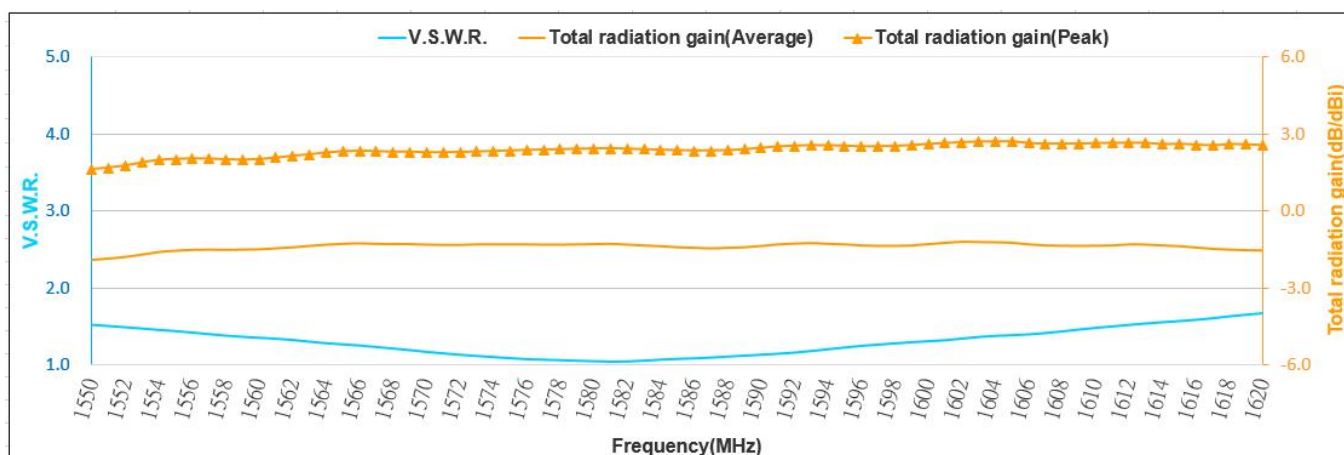
5-2-1. Electrical Table

Characteristics	Specifications
Outline Dimensions (mm)	10 x 3.2 x 2.0
Working Frequency (MHz)	1560~1606
Peak Gain (dBi) (typical) **	2.7
Efficiency (%) (typical) **	75
VSWR (@ center frequency)*	< 2 : 1
Characteristic Impedance (Ω)	50
Polarization	Linear Polarization

*Center frequency means the frequency with the lowest value in return loss of the chip antenna on the evaluation board.

**A typical value is for reference only, not guaranteed.

5-2-2. Frequency vs. V.S.W.R. and Total Radiation Gain



詠業科技股份有限公司
Unictron Technologies Corporation
Website: www.unictron.com

THIS DRAWINGS AND SPECIFICATIONS ARE THE PROPERTY OF UNICTRON TECHNOLOGIES CORPORATION AND SHALL NOT BE REPRODUCED OR USED AS THE BASIS FOR THE MANUFACTURE OR SALE OF APPARATUS OR DEVICES WITHOUT PERMISSION

Prepared by : **Mina**

Designed by : **Allen**

Checked by : **Mike**

Approved by : **Herbert**

TITLE : 10.0 x 3.2 x 2.0 (mm) GNSS Chip Antenna (AA065A) Engineering specification

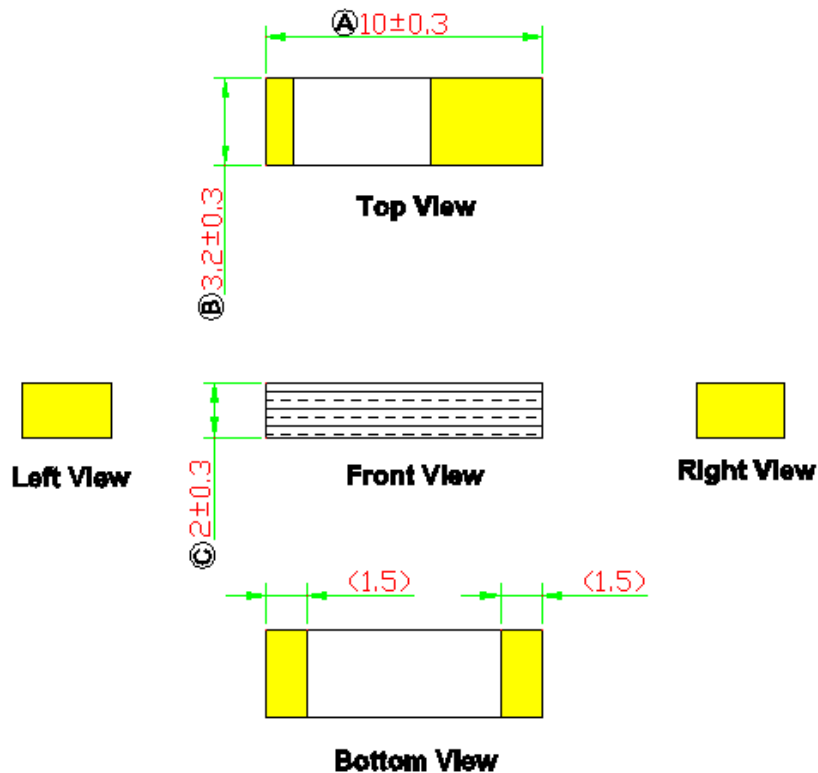
DOCUMENT NO.

H2UJ6V1A2A0100

REV. B

6. Outline Dimensions of Antenna & Evaluation Board (unit: mm)

6-1. Antenna Dimensions



NOTE:

1. All materials are RoHS compliant.
2. "A~C" Critical Dimensions.
3. "()" Reference Dimensions.

PIN Definitions



PIN	1	2
Soldering pad	Signal	Tuning / Ground

Unictron
Technologies Corp.
2019-04-16
Document
Control Center



詠業科技股份有限公司
Unictron Technologies Corporation
Website: www.unictron.com

THIS DRAWINGS AND SPECIFICATIONS ARE THE PROPERTY OF UNICTRON TECHNOLOGIES CORPORATION AND SHALL NOT BE REPRODUCED OR USED AS THE BASIS FOR THE MANUFACTURE OR SALE OF APPARATUS OR DEVICES WITHOUT PERMISSION

Prepared by : **Mina** Designed by : **Allen** Checked by : **Mike** Approved by : **Herbert**

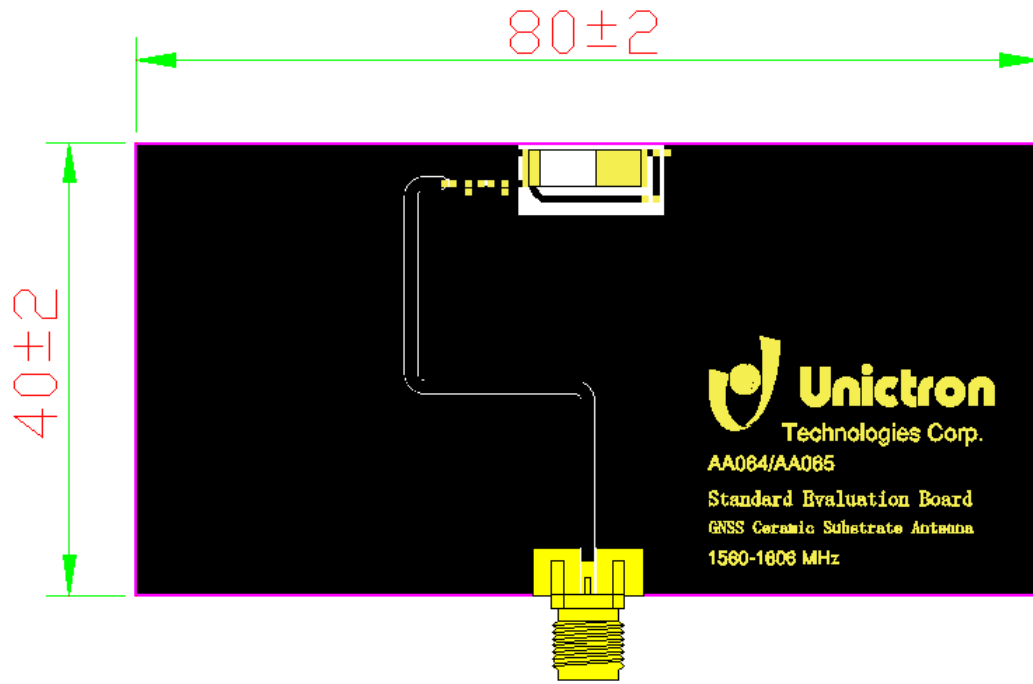
TITLE : 10.0 x 3.2 x 2.0 (mm) GNSS Chip Antenna (AA065A) Engineering specification

DOCUMENT NO.

H2UJ6V1A2A0100

REV. B

6-2. Evaluation Board with Antenna



Unit: mm



詠業科技股份有限公司
Unictron Technologies Corporation
Website: www.unictron.com

THIS DRAWINGS AND SPECIFICATIONS ARE THE PROPERTY OF UNICTRON TECHNOLOGIES CORPORATION AND SHALL NOT BE REPRODUCED OR USED AS THE BASIS FOR THE MANUFACTURE OR SALE OF APPARATUS OR DEVICES WITHOUT PERMISSION

Prepared by : **Mina** Designed by : **Allen** Checked by : **Mike** Approved by : **Herbert**

TITLE : 10.0 x 3.2 x 2.0 (mm) GNSS Chip Antenna (AA065A) Engineering specification

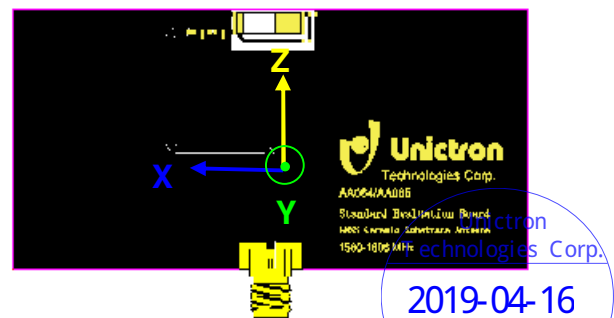
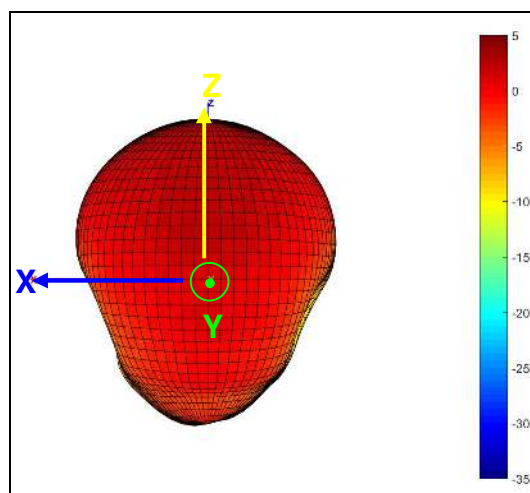
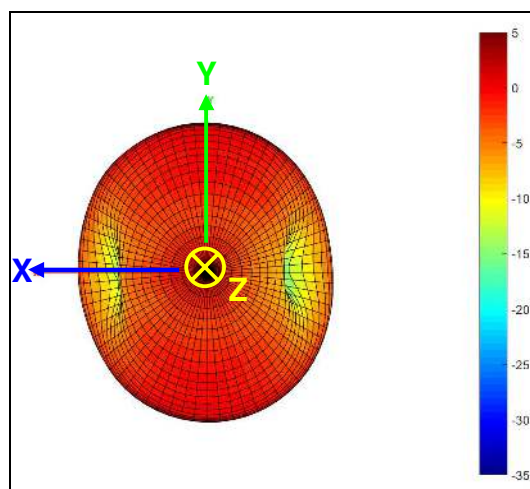
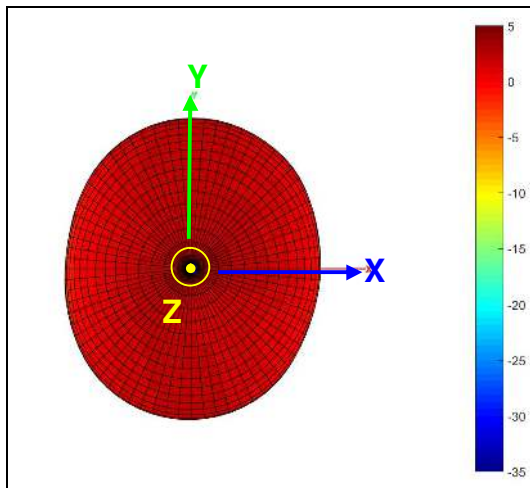
DOCUMENT NO.

H2UJ6V1A2A0100

REV. B

7. Radiation Pattern (with 80 x 40 mm² Evaluation Board)

7-1. 3D Gain Pattern @ 1561 MHz (Unit: dBi)



2019-04-16
Document Control Center



詠業科技股份有限公司
Unictron Technologies Corporation
Website: www.unictron.com

THIS DRAWINGS AND SPECIFICATIONS ARE THE PROPERTY OF UNICTRON TECHNOLOGIES CORPORATION AND SHALL NOT BE REPRODUCED OR USED AS THE BASIS FOR THE MANUFACTURE OR SALE OF APPARATUS OR DEVICES WITHOUT PERMISSION

Prepared by : **Mina**

Designed by : **Allen**

Checked by : **Mike**

Approved by : **Herbert**

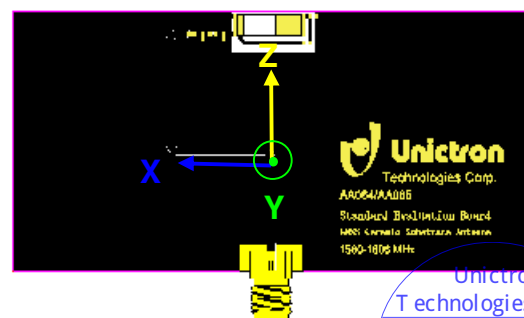
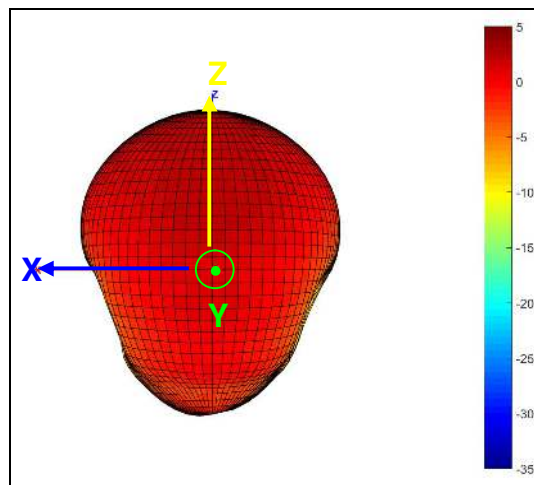
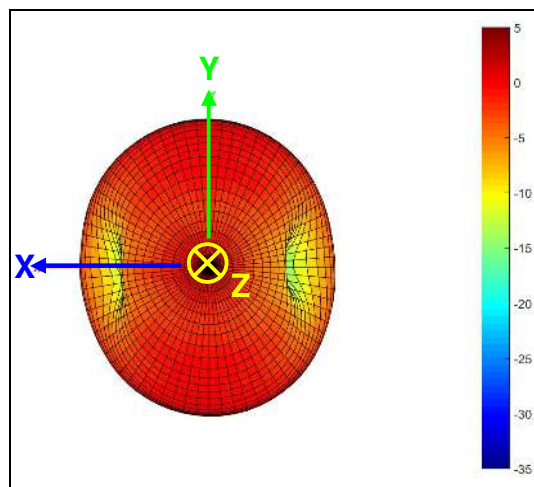
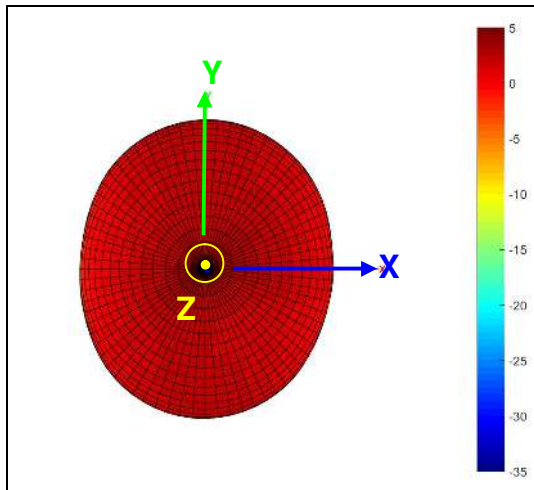
TITLE : 10.0 x 3.2 x 2.0 (mm) GNSS Chip Antenna (AA065A) Engineering specification

DOCUMENT NO.

H2UJ6V1A2A0100

REV. B

7-2. 3D Gain Pattern @ 1575.42 MHz (Unit: dBi)



Unictron Technologies Corp.
 AA064AA005
 2019-04-16
 Document Control Center



詠業科技股份有限公司
 Unictron Technologies Corporation
 Website: www.unictron.com

THIS DRAWINGS AND SPECIFICATIONS ARE THE PROPERTY OF UNICTRON TECHNOLOGIES CORPORATION AND SHALL NOT BE REPRODUCED OR USED AS THE BASIS FOR THE MANUFACTURE OR SALE OF APPARATUS OR DEVICES WITHOUT PERMISSION

Prepared by : **Mina**

Designed by : **Allen**

Checked by : **Mike**

Approved by : **Herbert**

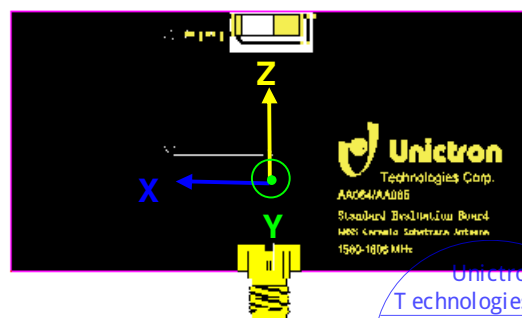
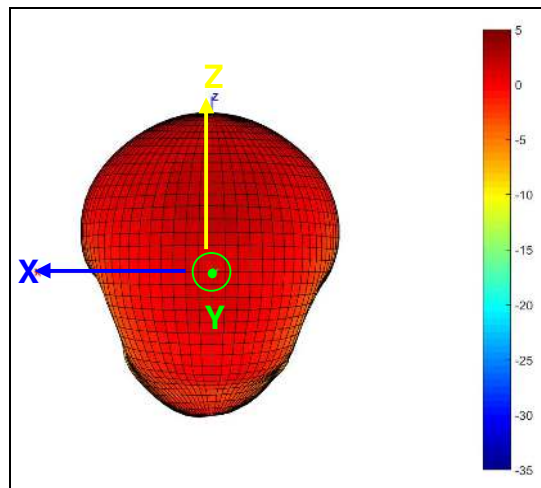
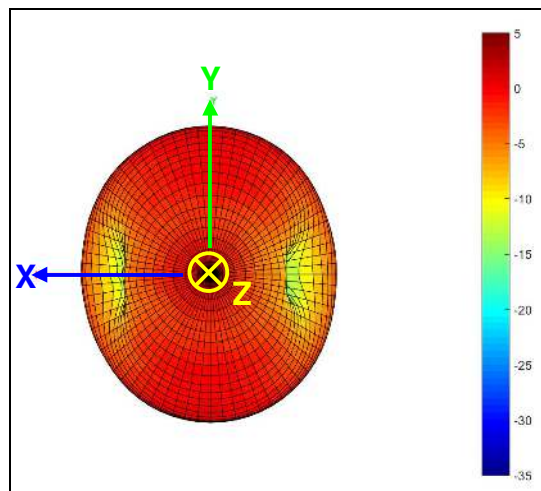
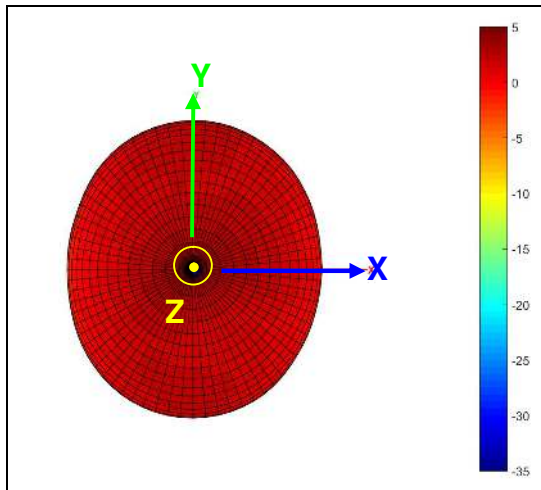
TITLE : 10.0 x 3.2 x 2.0 (mm) GNSS Chip Antenna (AA065A) Engineering specification

DOCUMENT NO.

H2UJ6V1A2A0100

REV. B

7-3. 3D Gain Pattern @ 1590 MHz (Unit: dBi)



Unictron
Technologies Corp.
2019-04-16
Document
Control Center



詠業科技股份有限公司
Unictron Technologies Corporation
Website: www.unictron.com

THIS DRAWINGS AND SPECIFICATIONS ARE THE PROPERTY OF UNICTRON TECHNOLOGIES CORPORATION AND SHALL NOT BE REPRODUCED OR USED AS THE BASIS FOR THE MANUFACTURE OR SALE OF APPARATUS OR DEVICES WITHOUT PERMISSION

Prepared by : **Mina**

Designed by : **Allen**

Checked by : **Mike**

Approved by : **Herbert**

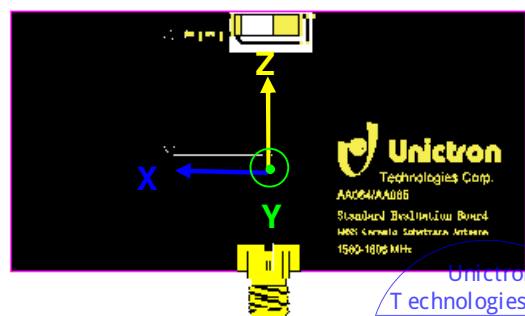
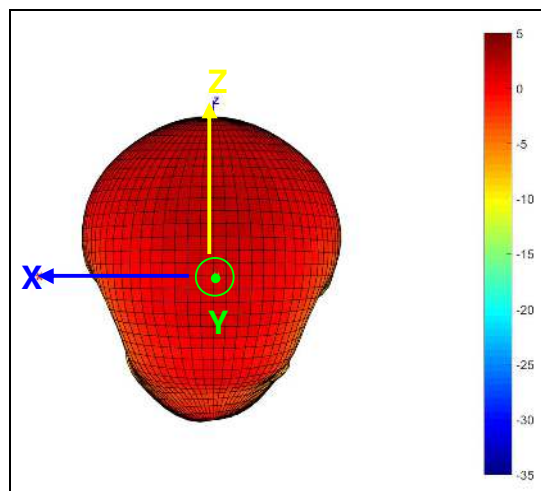
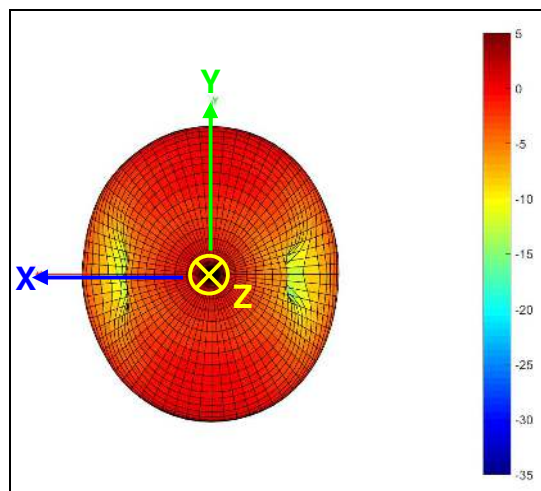
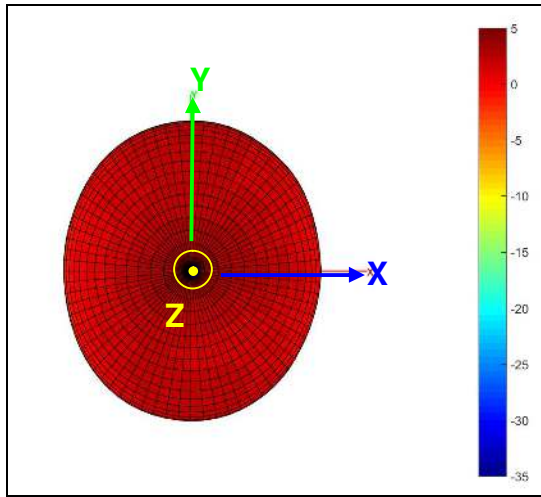
TITLE : 10.0 x 3.2 x 2.0 (mm) GNSS Chip Antenna (AA065A) Engineering specification

DOCUMENT NO.

H2UJ6V1A2A0100

REV. B

7-4. 3D Gain Pattern @ 1602 MHz (Unit: dBi)



Unictron
Technologies Corp.
2019-04-16
Document
Control Center



詠業科技股份有限公司
Unictron Technologies Corporation
Website: www.unictron.com

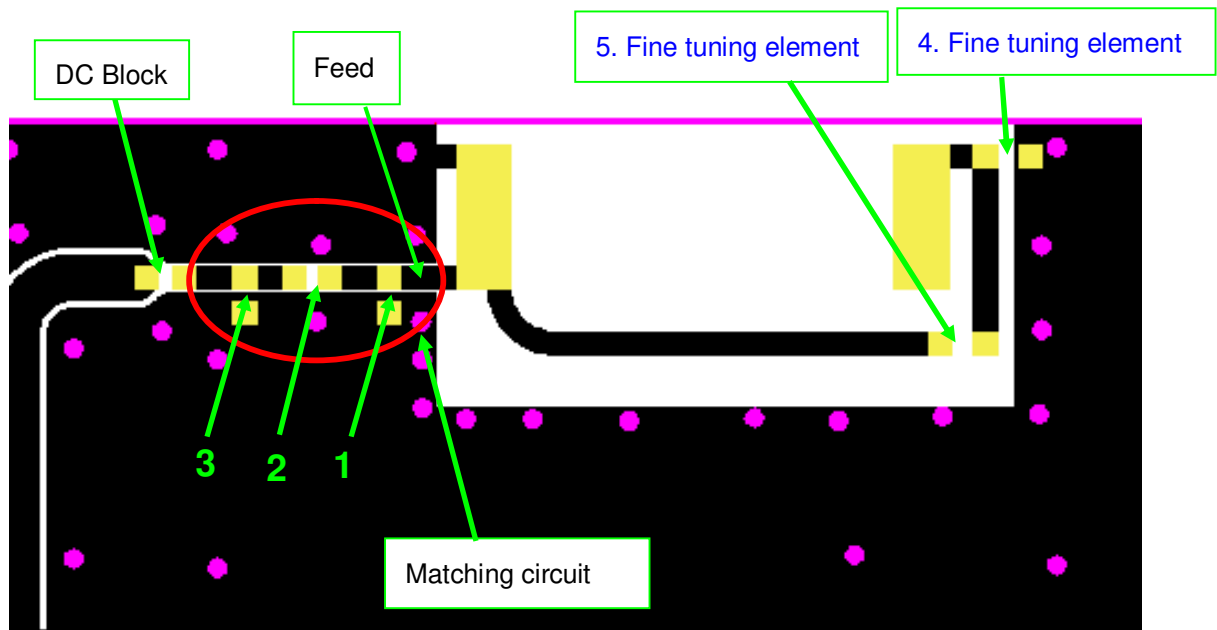
THIS DRAWINGS AND SPECIFICATIONS ARE THE PROPERTY OF UNICTRON TECHNOLOGIES CORPORATION AND SHALL NOT BE REPRODUCED OR USED AS THE BASIS FOR THE MANUFACTURE OR SALE OF APPARATUS OR DEVICES WITHOUT PERMISSION

Prepared by : **Mina** Designed by : **Allen** Checked by : **Mike** Approved by : **Herbert**

TITLE : 10.0 x 3.2 x 2.0 (mm) GNSS Chip Antenna (AA065A) Engineering specification	DOCUMENT NO.	H2UJ6V1A2A0100	REV.
			B

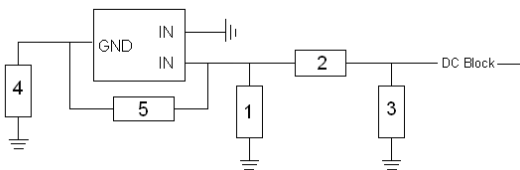
8. Frequency tuning

8-1. Chip antenna tuning scenario :



8-2. Matching circuit :

Matching circuit : (Center frequency is about 1575.42MHz @ 80 x 40 mm² ground plane)



System Matching Circuit Component			
Location	Description	Vendor	Tolerance
1	N/A*	N/A	N/A
2	1.5nH*, 0402	MURATA	±0.3nH
3	1.5pF*, 0402	MURATA	±0.05pF
Fine tuning element 4	1.8 pF*, 0402	MURATA	±0.05pF
Fine tuning element 5	0.7 pF*, 0402	MURATA	±0.05pF

*Typical reference values which may need to be changed when circuit boards or part vendors are different.

2019-04-16



詠業科技股份有限公司
Unictron Technologies Corporation
Website:www.unictron.com

THIS DRAWINGS AND SPECIFICATIONS ARE THE PROPERTY OF UNICTRON TECHNOLOGIES CORPORATION AND SHALL NOT BE REPRODUCED OR USED AS THE BASIS FOR THE MANUFACTURE OR SALE OF APPARATUS OR DEVICES WITHOUT PERMISSION

Prepared by : Mina

Designed by : Allen

Checked by : Mike

Approved by : Herbert

TITLE : 10.0 x 3.2 x 2.0 (mm) GNSS Chip Antenna (AA065A) Engineering specification

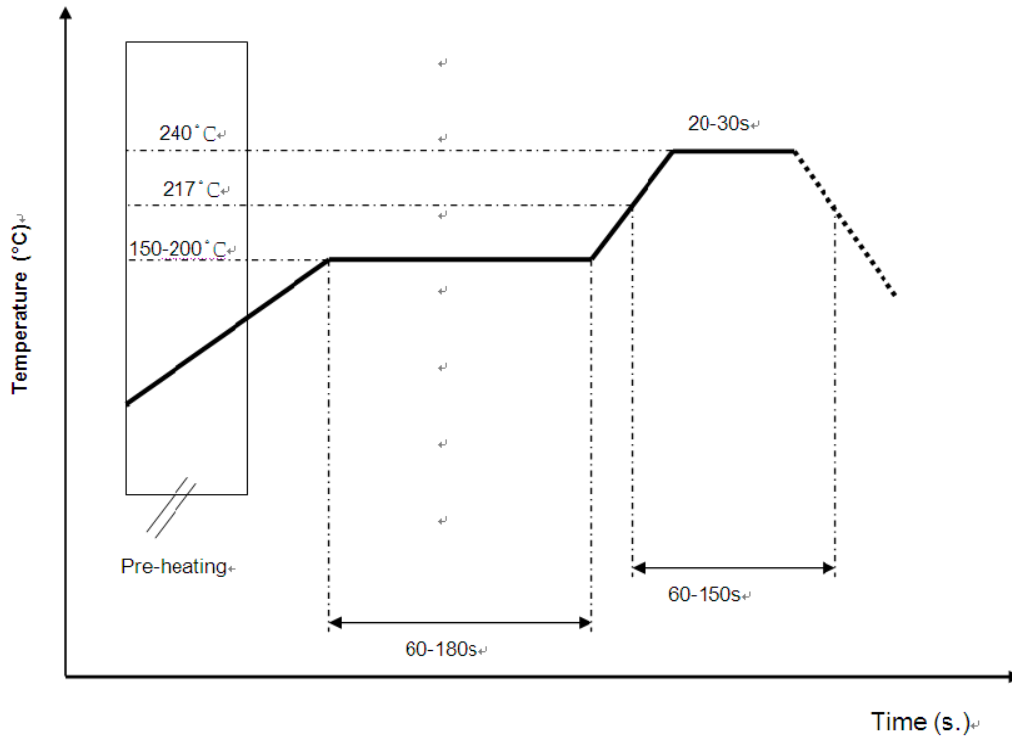
DOCUMENT NO.

H2UJ6V1A2A0100

REV.
B

9. Soldering Conditions

Typical Soldering Profile for Lead-free Process



*Recommended solder paste alloy: SAC305 (Sn96.5 /Ag3 /Cu0.5) Lead Free solder paste.



詠業科技股份有限公司
Unictron Technologies Corporation
Website: www.unictron.com

THIS DRAWINGS AND SPECIFICATIONS ARE THE PROPERTY OF UNICTRON TECHNOLOGIES CORPORATION AND SHALL NOT BE REPRODUCED OR USED AS THE BASIS FOR THE MANUFACTURE OR SALE OF APPARATUS OR DEVICES WITHOUT PERMISSION

Prepared by : **Mina**

Designed by : **Allen**

Checked by : **Mike**

Approved by : **Herbert**

TITLE : 10.0 x 3.2 x 2.0 (mm) GNSS Chip Antenna (AA065A) Engineering specification

DOCUMENT NO.

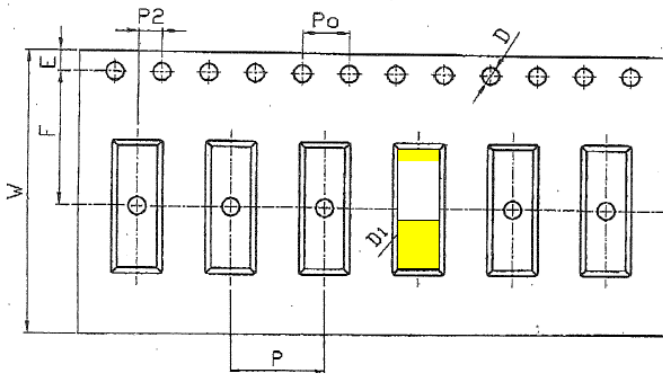
H2UJ6V1A2A0100

REV. B

10. Packing:

- (1) Quantity/Reel: 2000pcs/Reel
- (2) Plastic tape:

a. Tape Drawing



b. Tape Dimensions (unit: mm)

Feature	Specifications	Tolerances
W	24.00	±0.30
P	8.00	±0.10
E	1.75	±0.10
F	11.50	±0.10
P2	2.00	±0.10
D	1.50	+0.10 -0.00
D1	1.50	±0.10
Po	4.00	±0.10
10Po	40.00	±0.20

11. Operating & Storage Conditions

11-1. Operating

- (1) Maximum Input Power: 2 W
- (2) Operating Temperature: -40°C to 85°C
- (3) Relative Humidity: 10% to 70%

11-2. Storage (sealed)


- (1) Storage Temperature: -5°C to 40°C
- (2) Relative Humidity: 20% to 70%
- (3) Shelf Life: 1 year

11-3. Storage (unsealed)

Meet the criteria of J-STD-033 MSL2a

11-4. Storage (After mounted on customer's PCB with SMT process)

- (1) Storage Temperature: -40°C to 85°C
- (2) Relative Humidity: 10% to 70%



詠業科技股份有限公司
Unictron Technologies Corporation
Website: www.unictron.com

THIS DRAWINGS AND SPECIFICATIONS ARE THE PROPERTY OF UNICTRON TECHNOLOGIES CORPORATION AND SHALL NOT BE REPRODUCED OR USED AS THE BASIS FOR THE MANUFACTURE OR SALE OF APPARATUS OR DEVICES WITHOUT PERMISSION

Prepared by : **Mina**

Designed by : **Allen**

Checked by : **Mike**

Approved by : **Herbert**

TITLE : 10.0 x 3.2 x 2.0 (mm) GNSS Chip Antenna (AA065A) Engineering specification

DOCUMENT NO.

H2UJ6V1A2A0100

REV. B

12. Notice

(1) Installation Guide:

Please refer to Unictron's application note "General guidelines for the installation of Unictron's chip antennas" for further information.

(2) All specifications are subject to change without notice.



詠業科技股份有限公司
Unictron Technologies Corporation
Website:www.unictron.com

THIS DRAWINGS AND SPECIFICATIONS ARE THE PROPERTY OF UNICTRON TECHNOLOGIES CORPORATION AND SHALL NOT BE REPRODUCED OR USED AS THE BASIS FOR THE MANUFACTURE OR SALE OF APPARATUS OR DEVICES WITHOUT PERMISSION

Prepared by : **Mina** Designed by : **Allen** Checked by : **Mike** Approved by : **Herbert**

TITLE : 10.0 x 3.2 x 2.0 (mm) GNSS Chip Antenna (AA065A) Engineering specification

DOCUMENT NO.

H2UJ6V1A2A0100

REV. B