

© WIRE SIZE: 22-16 AWG. All Rights Reserved.

REVISIONS

P	LTR	DESCRIPTION	DATE	DWN	APVD
	H4	REVISED PER ECR-23-182686	22AUG2023	SA	DSC

BRAZED SEAM



Ø3.581
[Ø.141]
MAX

SERRATIONS

Ø1.549
[Ø.061]
MIN

0.762±0.051
[.030±.002]

7.645
[.301]
MAX

AMP WIRE RANGE	 E13288 Listed
22-16 AWG SOLID OR STRANDED	NOT APPLICABLE
 LR7189 Certified	MILITARY P/N AND CLASS
NOT APPLICABLE	NOT APPLICABLE

- ① STAMP "AMP 22-18 1-2" APPROX AS SHOWN COMMERCIAL WIRE RANGE IS 22-16.
- ② MAXIMUM LENGTH DOES NOT INCLUDE MANUFACTURING TABS.
- ③ WIRE BARREL COLOR CODED ORANGE TO DENOTE NICKEL MATERIAL.
- ④ MATERIAL: NICKEL PER ASTM B162, ANNEALED

1000	LOOSE PIECE	REQD	322326
QTY	PACKAGE TYPE	③ COLOR CODING	PART NUMBER

AMP INCORPORATED CUSTOMER SERVICE SYSTEMS

THIS DRAWING IS A CONTROLLED DOCUMENT.

DWN	DK SCHRUM	14NOV96
CHK	MJ SPICER	19NOV96
APVD	JL MECKLEY	19NOV96
PRODUCT SPEC	-	
APPLICATION SPEC	-	
WEIGHT	-	



SPLICE, PARALLEL,
HIGH TEMPERATURE, STRATO - THERM™
WIRE SIZE: 22-16 AWG

FOR ADDITIONAL PRODUCT
INFORMATION OR COPIES
OF DRAWINGS AND
TECHNICAL DOCUMENTS

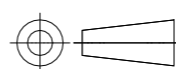
PRODUCT INFORMATION CENTER
1-800-522-6752

RECOMMENDED OPERATING TEMPERATURE:
649° C MAX [1200°F]

VOLTAGE RATING:
NOT APPLICABLE

WIRE CROSS SECTIONAL AREA RANGE:
0.26-1.65mm² [509-3,250] CIR MILS
SOLID OR STRANDED

DIMENSIONS:
mm [INCHES]



TOLERANCES UNLESS OTHERWISE SPECIFIED:	
0 PLC	± -
1 PLC	± -
2 PLC	± -
3 PLC	± 0.127[.005]
4 PLC	± -
ANGLES	± -
FINISH	-

MATERIAL



SIZE	A3	CAGE CODE	00779	DRAWING NO	C-322326	RESTRICTED TO	-
------	----	-----------	-------	------------	----------	---------------	---

CUSTOMER DRAWING	SCALE	10:1	SHEET	1 OF 1	REV	H4
------------------	-------	------	-------	--------	-----	----