

COMBICON Spring Cage Plug Components FKCT 2,5/...-ST and FKCT 2,5/...-STF with a 5.0 or 5.08 mm Pitch


With the new FKCT 2,5 plug component, a T-shaped spring cage version is now available. As opposed to its sister, model FKCT 2,5/...-ST, the T-shape of this connector means it is arranged below the p.c.b., still using the same pin strips. This results in a lower overall height of modules, and distances to neighboring p.c.b.s can be considerably reduced.

Fast conductor connection is carried out using the "plug and play principle", i.e. rigid or flexible conductors with ferrule can be inserted directly into the terminal point without activating the opening lever, where they make contact automatically.


In addition, all connectors have two test connections in order to accept 2 mm \varnothing test pins or 2.3 mm \varnothing test plugs.

As an option, all plug components are also available with screw flange for a vibration-resistant connection with the headers with threaded flange.

They are labeled with the self-adhesive SK 5/3,8 or SK 5,08/3,8 marker cards (see COMBICON catalog).




FKCT 2,5/...-ST 5.0 and 5.08 mm Pitch



Description	No. of positions	Dim. a [mm]	Type	Order No.	Pcs./Pkt.
Plugs, 5.0 mm pitch, color: green For further no. of positions, see COMBICON catalog	2	5	FKCT 2,5/2-ST	19 09 21 0	50
	3	10	FKCT 2,5/3-ST	19 09 22 3	
	4	15	FKCT 2,5/4-ST	19 09 23 6	
	5	20	FKCT 2,5/5-ST	19 09 24 9	
	6	25	FKCT 2,5/6-ST	19 09 25 2	
	7	30	FKCT 2,5/7-ST	19 09 26 5	
	8	35	FKCT 2,5/8-ST	19 09 27 8	
	9	40	FKCT 2,5/9-ST	19 09 28 1	
	10	45	FKCT 2,5/10-ST	19 09 29 4	
	11	50	FKCT 2,5/11-ST	19 09 30 4	
	12	55	FKCT 2,5/12-ST	19 09 31 7	
	13	60	FKCT 2,5/13-ST	19 09 32 0	
	14	65	FKCT 2,5/14-ST	19 09 33 3	
	15	70	FKCT 2,5/15-ST	19 09 34 6	
	16	75	FKCT 2,5/16-ST	19 09 35 9	
	Plugs, 5.08 mm pitch, color: green For further no. of positions, see COMBICON catalog	2	5.08	FKCT 2,5/2-ST-5,08	
3		10.16	FKCT 2,5/3-ST-5,08	19 02 12 3	
4		15.24	FKCT 2,5/4-ST-5,08	19 02 13 6	
5		20.32	FKCT 2,5/5-ST-5,08	19 02 14 9	
6		25.40	FKCT 2,5/6-ST-5,08	19 02 15 2	
7		30.48	FKCT 2,5/7-ST-5,08	19 02 16 5	
8		35.56	FKCT 2,5/8-ST-5,08	19 02 17 8	
9		40.64	FKCT 2,5/9-ST-5,08	19 02 18 1	
10		45.72	FKCT 2,5/10-ST-5,08	19 02 19 4	
11		50.80	FKCT 2,5/11-ST-5,08	19 02 20 4	
12		55.88	FKCT 2,5/12-ST-5,08	19 02 21 7	
13		60.96	FKCT 2,5/13-ST-5,08	19 02 22 0	
14		66.04	FKCT 2,5/14-ST-5,08	19 02 23 3	
15		71.12	FKCT 2,5/15-ST-5,08	19 02 24 6	
16		76.20	FKCT 2,5/16-ST-5,08	19 02 25 9	


Technical Data

Dimensions	see description			
Pitch	[mm]	5.0/5.08		
Technical data in accordance with IEC/ DIN VDE				
Insulation material group	-	I		
Surge voltage category / contamination class	-/-	III / 3	III / 2	II / 2
Rated voltage	[V]	320	320	630
Rated surge voltage	[kV]	4	4	4
Nominal current / cross section	[A]/[mm ²]	12 / 2.5		
Maximum load current / cross section	[A]/[mm ²]	12 / 2.5		
Connection capacity				
solid / stranded / conductor sizes	[mm ²]/[mm ²]/AWG	0.2 - 2.5 / 0.2 - 2.5 / 24 - 12		
stranded with ferrules without / with plastic collar	[mm ²]	0.2 - 2.5 / 0.2 - 2.5		
Multiple connection (2 conductors with same cross section)				
Stranded with TWIN ferrule with plastic sleeve	[mm ²]	0.5 - 1		
Stripping length	[mm]	10		
Internal cylindrical gage (IEC 60 947-1)	-	A2		
Insulation material	-	PA		
Inflammability class acc. to UL 94	-	V0		



FKCT 2,5/...-STF

Pitch 5.0 and 5.08 mm



Description	No. of positions	Dim. a [mm]	Type	Order No.	Pcs./Pkt.	
Plugs, 5.0 mm pitch, color: green	2	5	FKCT 2,5/2-STF	19 09 40 1	50	
	3	10	FKCT 2,5/3-STF	19 09 41 4		
	For further no. of positions, see COMBICON catalogue	4	15	FKCT 2,5/4-STF		19 09 42 7
		5	20	FKCT 2,5/5-STF		19 09 43 0
		6	25	FKCT 2,5/6-STF		19 09 44 3
		7	30	FKCT 2,5/7-STF		19 09 45 6
		8	35	FKCT 2,5/8-STF		19 09 46 9
		9	40	FKCT 2,5/9-STF		19 09 47 2
		10	45	FKCT 2,5/10-STF		19 09 48 5
		11	50	FKCT 2,5/11-STF		19 09 49 8
		12	55	FKCT 2,5/12-STF		19 09 50 8
		13	60	FKCT 2,5/13-STF		19 09 51 1
	14	65	FKCT 2,5/14-STF	19 09 52 4		
	15	70	FKCT 2,5/15-STF	19 09 53 7		
	16	75	FKCT 2,5/16-STF	19 09 54 0		
	Plugs, 5.08 mm pitch, color: green	2	5.08	FKCT 2,5/2-STF-5,08		19 02 30 1
3		10.16	FKCT 2,5/3-STF-5,08	19 02 31 4		
For further no. of positions, see COMBICON catalogue		4	15.24	FKCT 2,5/4-STF-5,08	19 02 32 7	
		5	20.32	FKCT 2,5/5-STF-5,08	19 02 33 0	
		6	25.40	FKCT 2,5/6-STF-5,08	19 02 34 3	
		7	30.48	FKCT 2,5/7-STF-5,08	19 02 35 6	
		8	35.56	FKCT 2,5/8-STF-5,08	19 02 36 9	
		9	40.64	FKCT 2,5/9-STF-5,08	19 02 37 2	
		10	45.72	FKCT 2,5/10-STF-5,08	1902 38 5	
		11	50.80	FKCT 2,5/11-STF-5,08	19 02 39 8	
		12	55.88	FKCT 2,5/12-STF-5,08	19 02 40 8	
		13	60.96	FKCT 2,5/13-STF-5,08	19 02 41 1	
14		66.04	FKCT 2,5/14-STF-5,08	19 02 42 4		
15		71.12	FKCT 2,5/15-STF-5,08	19 02 43 7		
16		76.20	FKCT 2,5/16-STF-5,08	19 02 44 0		

Technical Data

Dimensions	
Pitch	[mm]
Technical data in accordance with IEC/ DIN VDE	
Insulation material group	-
Surge voltage category / contamination class	-/-
Rated voltage	[V]
Rated surge voltage	[kV]
Nominal current / cross section	[A]/[mm ²]
Maximum load current / cross section	[A]/[mm ²]
Connection capacity	
solid / stranded / conductor sizes	[mm ²]/[mm ²]/AWG
stranded with ferrules without / with plastic collar	[mm ²]
Multiple connection (2 conductors with same cross section)	
Stranded with TWIN ferrule with plastic sleeve	[mm ²]
Stripping length	[mm]
Internal cylindrical gage (IEC 60 947-1)	-
Insulation material	
Inflammability class acc. to UL 94	

see description		
5.0/5.08		
	I	
III / 3	III / 2	II / 2
320	320	630
4	4	4
	12 / 2.5	
	12 / 2.5	
	0.2 - 2.5 / 0.2 - 2.5 / 24 - 12	
	0.2 - 2.5 / 0.2 - 2.5	
	0.5 - 1	
	10	
	A2	
	PA	
	V0	

