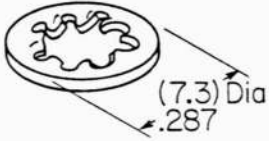
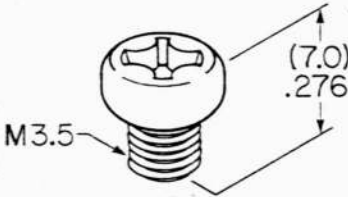


# Washers and Screws - Standard Switches

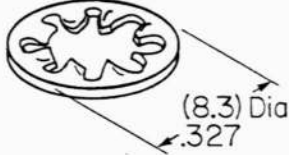
**AT081A Star Washer**  
S300



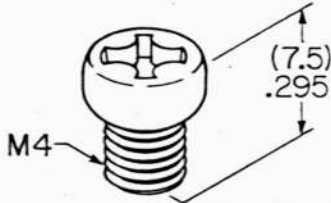
**AT082A Terminal Screw**  
S30, S40, S300



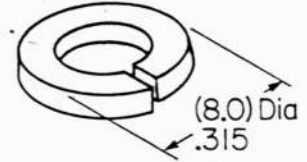
**AT081B Star Washer**  
S500, SW35



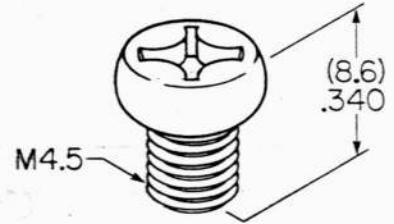
**AT082B Terminal Screw**  
S400, S500, SW35



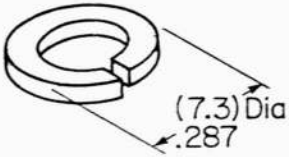
**AT081C Split Ring Washer**  
S800, SW38



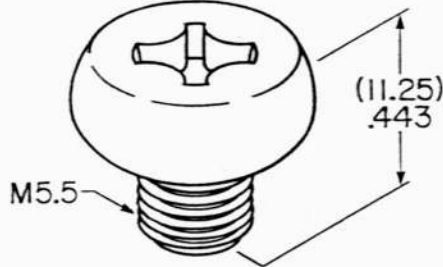
**AT082C Terminal Screw**  
S800, SW38



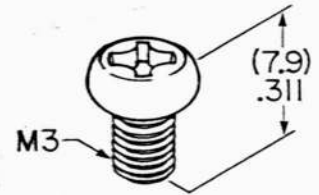
**AT081D Split Ring Washer**  
S400 (Screw),  
S700 (Mounting)



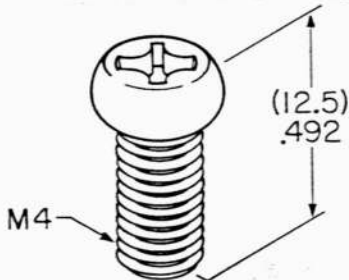
**AT082D Terminal Screw**  
S700



**AT083C Mounting Screw**  
SW35, SW38



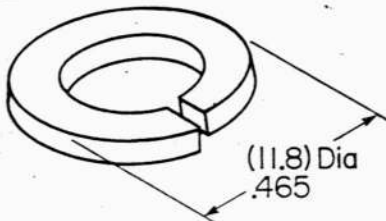
**AT083D Mounting Screw**  
S700



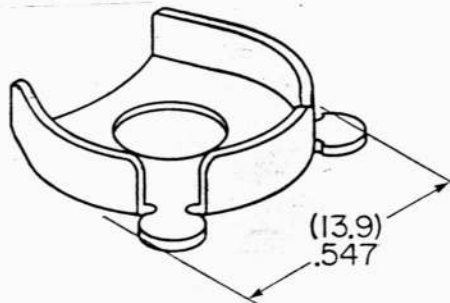
**AT081E Star Washer**  
S200, SB21, SB265



**AT084D Split Ring Washer**  
S700



**AT085D Cap Washer**  
S700



**AT082E Terminal Screw**  
S200, SB21, SB265

