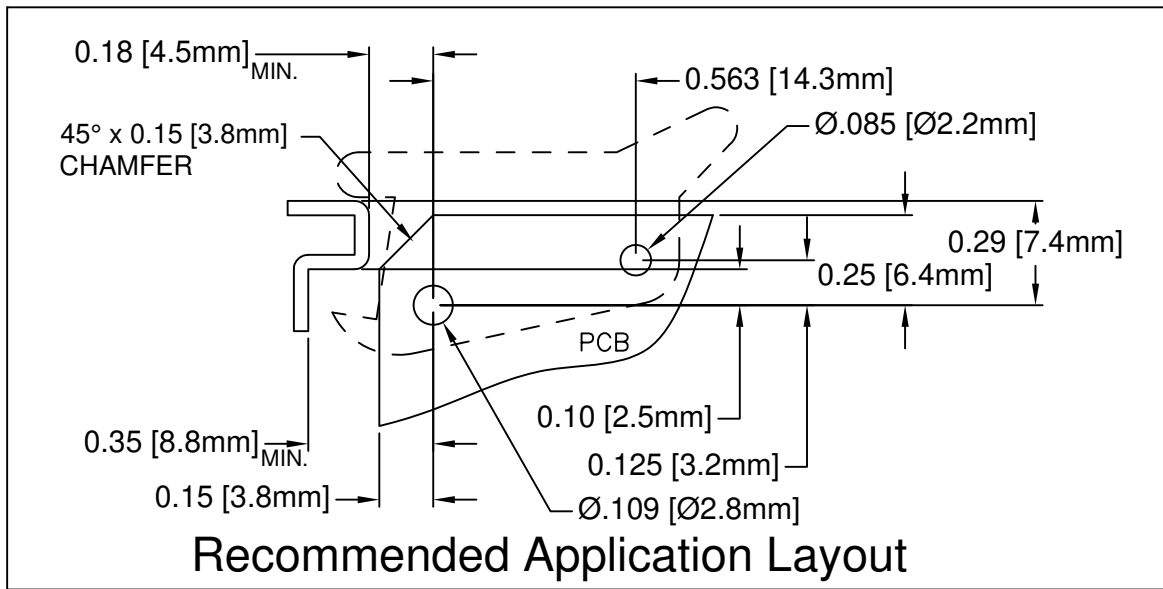
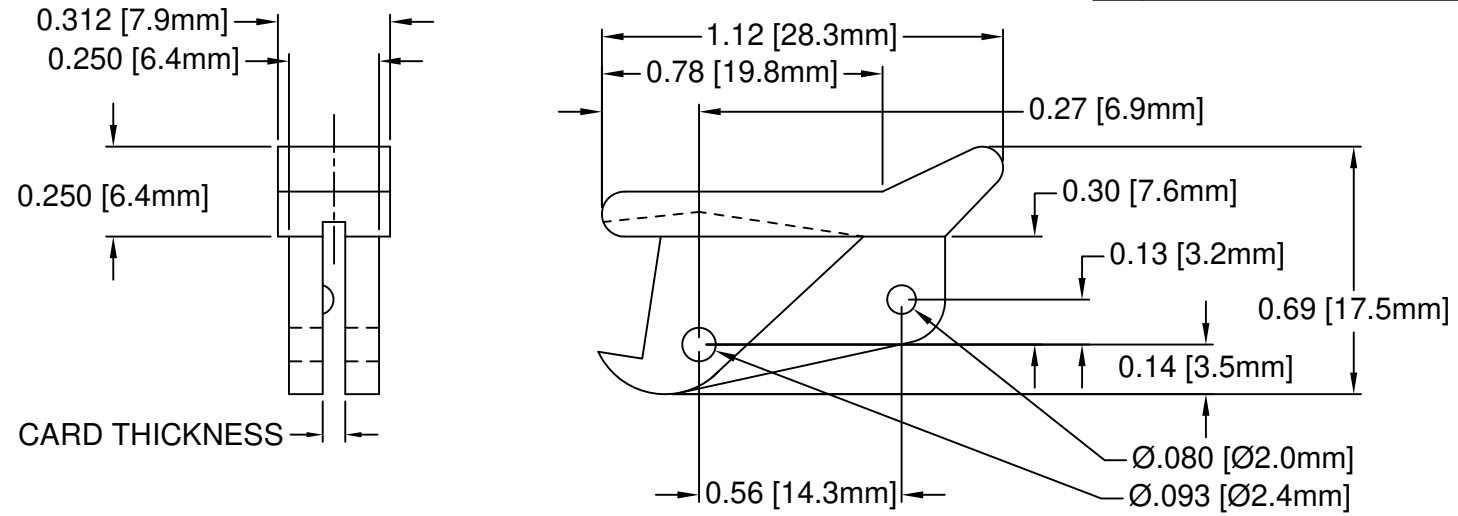


| REV. | DESCRIPTION                                  | DATE     | APPROVED |
|------|--|----------|----------|
| F    | Production Release                           | 02/27/04 | M. C.    |
| G    | Added Notes 4, 5, 6 & Color Options Sheet #2 | 05/16/16 | J. C.    |
| H    | Updated Drawing Name to LP-06 XX             | 01/15/18 | J. C.    |
|      |  |          |          |



| PART NO. | COLOR    | ROLL PIN | CARD THICKNESS |
|----------|----------|----------|----------------|
| LP-06 NT | NATURAL  | RP-250   | 1/16" (1.6mm)  |
| LP-06 WE | WHITE    | RP-250   |                |
| LP-06 XX | SEE S.#2 | RP-250   |                |

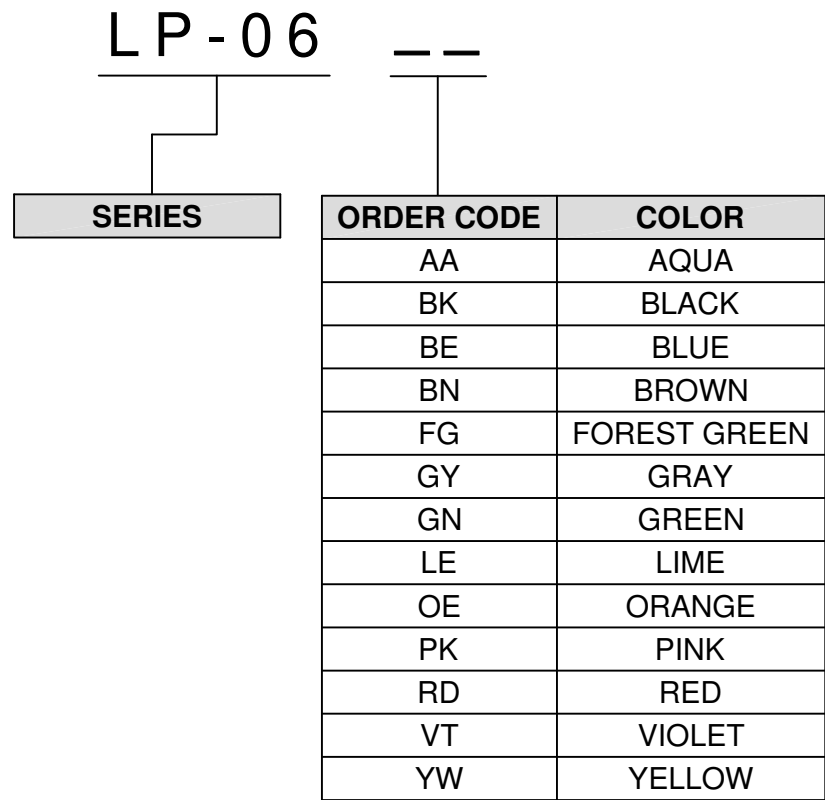
5. PRE-ASSEMBLED ROLL PINS AVAILABLE UPON REQUEST.
4. ROLL PINS INCLUDED. PACKAGED SEPARATELY.
3. MATERIAL: NYLON 6/6, 94V-2, WHITE.
2. MATERIAL: NYLON 6/6, 94V-2, NATURAL.
1. GENERAL SPECIFICATIONS: BIVAR MOLDED COMPONENT SPECIFICATION BV00-E101.

|  |                          |   |  |
|--|--------------------------|---|--|
| STANDARD TOLERANCE<br>(UNLESS OTHERWISE SPECIFIED)             |                          | <b>BIVAR</b> <sup>®</sup><br>4 THOMAS, IRVINE, CA. 92618<br>TEL: (949) 951-8808 FAX: (949) 951-3974 |  |
| DECIMALS   | ANGULAR                  |   |  |
| .X ± .1  | X° ± 1°                  | <b>TITLE:</b><br>CIRCUIT BOARD CARD EJECTOR   |  |
| .XX ± .01  |                          |   |  |
| .XXX ± .005  |                          | <b>PART NO:</b><br>LP-06 XX   |  |
|  |                          |   |  |
| DESIGNED:<br><b>S. Irving</b>                                  | DATE:<br><b>09/21/98</b> | <b>REVISION:</b><br>H   |  |
| CHECKED:<br><b>R. Dienst</b>                                   | DATE:<br><b>04/06/00</b> |   |  |
|  |                          | <b>CAGE CODE : 32559 SHEET # 1 OF 2</b>   |  |
| <small>CAD GENERATED DOCUMENT. DO NOT MEASURE DRAWING.</small> |                          |   |  |

**OTHER AVAILABLE COLORS**

\* SEE TABLE FOR ORDERING INFORMATION

| REV. | DESCRIPTION  | DATE | APPROVED |
|------|--------------|------|----------|
|      | SEE SHEET #1 |      |          |
|      |              |      |          |
|      |              |      |          |
|      |              |      |          |



6. PARTS ARE DYED TO COLOR UPON REQUEST.

|   |                          |   |                |
|---|--------------------------|---|----------------|
| STANDARD TOLERANCE<br>( UNLESS OTHERWISE SPECIFIED )<br>DECIMALS                      ANGULAR |                          |   |                |
| 4 THOMAS, IRVINE, CA. 92618<br>TEL.: (949) 951-8808    FAX: (949) 951-3974                    |                          | <b>TITLE:</b><br>CIRCUIT BOARD CARD EJECTOR |                |
| DESIGNED:<br><b>S. Irving</b>   | DATE:<br><b>09/21/98</b> | <b>PART NO:</b><br>LP-06 XX                 | REVISION:<br>H |
| CHECKED:<br><b>R. Dienst</b>  | DATE:<br><b>04/06/00</b> | <b>CAGE CODE : 32559    SHEET # 2 OF 2</b>  |                |
| CAD GENERATED DOCUMENT. DO NOT MEASURE DRAWING.   |                          |   |                |