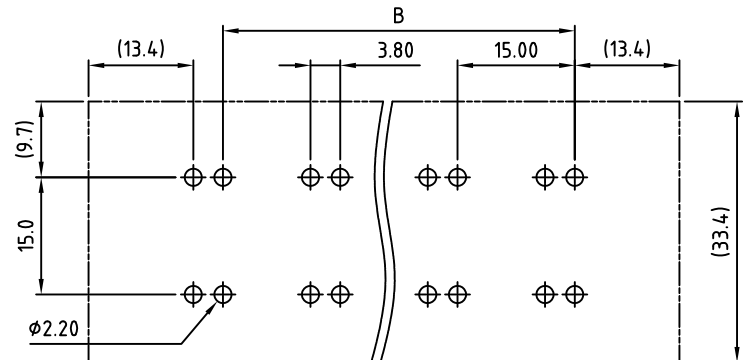
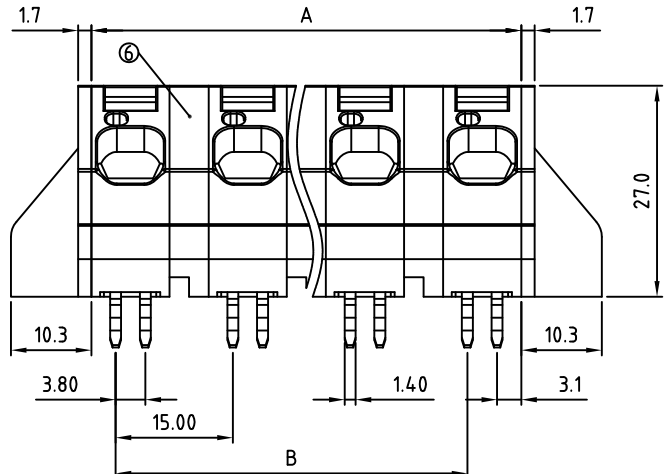
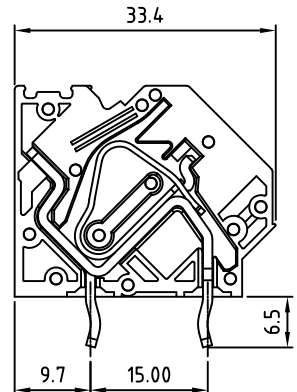


SIGN	DATE	DESCRIPTION	APPROVER
		<i>THIS IS CAD DRAWING, DO NOT REVISE MANUALLY!!!</i>	



PCB Layout

- Material:
- Insulator(housing): Thermoplastic (UL94V-0)
 - Wire guard: Stainless steel
 - Terminal Body(contact pin): Copper. Tin platd
 - With flange left cover: Thermoplastic (UL94V-0)
 - With flange right cover: Thermoplastic (UL94V-0)
 - Pad board: Thermoplastic (UL94V-0)

- Electrical:
- | | | |
|--------------------------|------------------|-------|
| | cULus | VDE |
| ● Voltage rating: | 600V | 1000V |
| ● Current rating: | 37A | 76A |
| ● Wire range: | 0.2-16 mm² | |
| Solid wire(AWG): | 6-24 | |
| Stranded wire(AWG): | 6-24 | |
| ● Wire strip length: | 12-13mm | |
| ● Withstanding Voltage: | 2.2KV | 3.5KV |
| ● Operating temperature: | -40°C to +115°C | |
| ● Soldering temperature: | 250°C±10°C/5 Sec | |
| ● Safety Approval: | | |

RoHS Compliant

PART NUMBER:

OSTH8XX1081

- | | |
|--------------|--------------------|
| No. of Poles | COLOR |
| 02 2 Poles | 0: Black |
| 03 3 Poles | 5: Green |
| | 6: Blue |
| 08 8 Poles | 8: Grey (Standard) |

THESE DRAWINGS AND SPECIFICATIONS ARE THE PROPERTY OF ON-SHORE TECHNOLOGY, INC. AND SHALL NOT BE REPRODUCED, COPIED OR USED IN ANY MANNER WITHOUT THE PRIOR WRITTEN CONSENT OF ON-SHORE TECHNOLOGY, INC.

POLE	2	3	4	5	6	7	8
A	25.00	40.00	55.00	70.00	85.00	100.00	115.00
B	15.00	30.00	45.00	60.00	75.00	90.00	105.00
Tol.	±0.15			±0.25			
POLE	9	10	11	12	13	14	15
A	130.00	145.00	160.00	175.00	190.00	205.00	220.00
B	120.00	135.00	150.00	165.00	180.00	195.00	210.00
Tol.	±0.35			±0.50			

ON-SHORE TECHNOLOGY, INC.

TITLE: OSTH8 15.0mm with flange Series			
PART NO.	OSTH8XX1081	DWG NO.	OSTH8XX1081.DWG
APPROVED	CHECKED	DESIGNED	DRAWN
		Aaron 2010.06.08	Aaron 2007.09.14
		UNIT: mm SCALE: NONE SHEET: 01/01 REV: A	
		Tolerance X. ±0.50 X.X ±0.30 X.XX ±0.10 X* ±1*	