



- 10/100 Base-T Ethernet Application
- Impedance: 100OHMS
- Transmit open circuit inductance (OCL): 350uH (MIN) @100KHz,0.1VRMS with 8mA DC Bias
- RJ45 jack cavity conforms to FCC rules and regulations Part 68, SUB Part F
- Standard operating temp: -40°C to +85°C
- Storage temperature range: -40°C to +85°C

Electrical Specifications @ 25°C

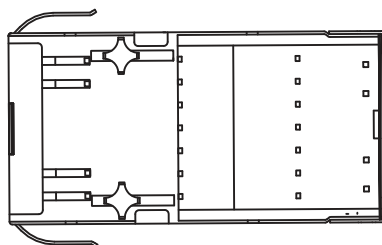
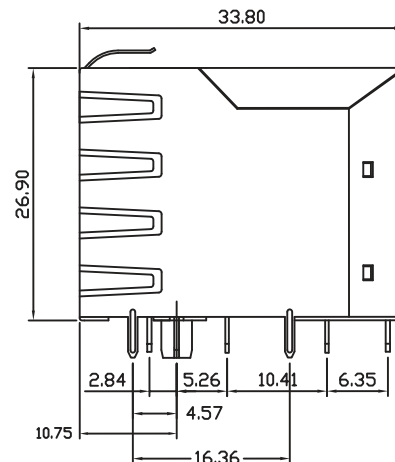
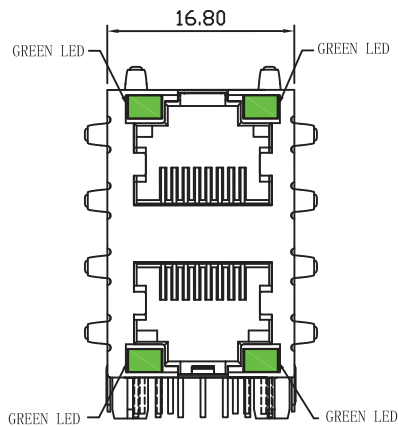
Part Number	OCL(uH Min) @ 100kHz, 0.1V With 8mA DC Bias	Turns Ratio chip: cable (±3%)	Insertion Loss (dB Max)	Return Loss (dB Min)		
			0.3-100MHz	1-30MHz	30-60MHz	60-80MHz
AR21-3952I	350	1CT:1CT	1.0	-20	-15	-10


Electrical Specifications @ 25°C

Part Number	Cross Talk (dB Min)	CMR (dB Min)	HI-POT (Vrms) Min
	1-100MHz	1-100MHz	
AR21-3952I	-30	-30	1500

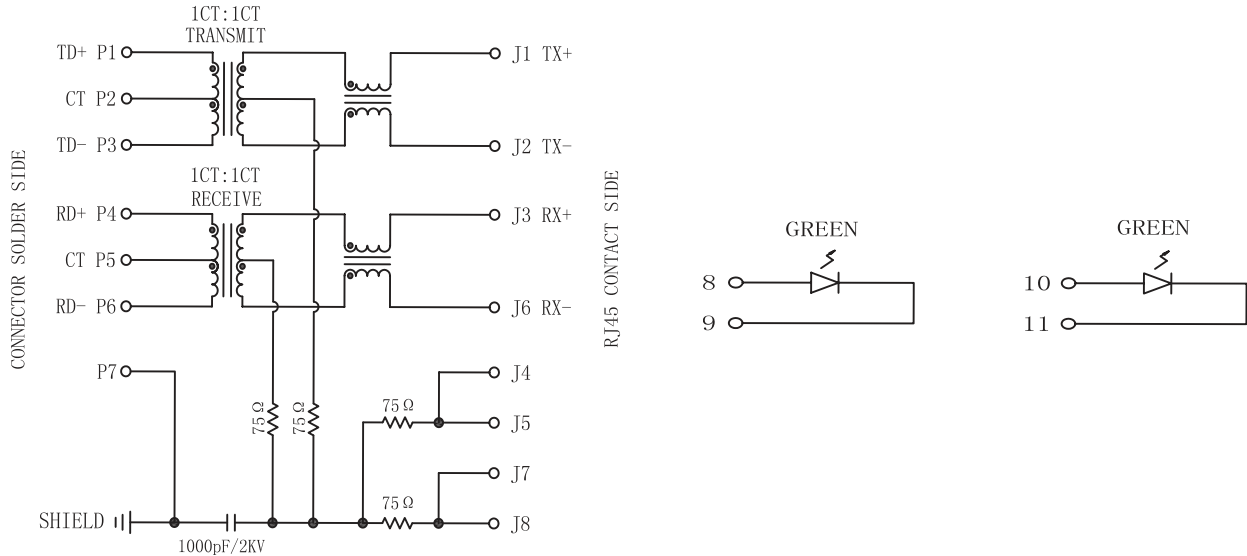
All specifications subject to change without notice.

MECHANICAL

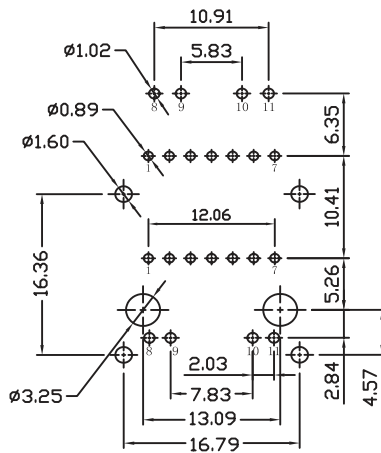




SCHEMATICS



PCB LAYOUT



SUGGESTED PCB LAYOUT (TOP VIEW)

NOTES

1. Designed to support application, such as SOHO (ADSL modems), LAN-on-Motherboard (LOM), hub and Switches.
2. Meets IEEE 802.3 specification
3. Connector Materials:
 Housing: Thermoplastic UL94V-0
 Contact/Shield: Copper alloy
 Shield plating: Nickel
 Contact plating: Gold 6 micro-inches min. In contact area.
4. Wave solder tip temperature: 265°C Max
 Wave solder tip temperature time: 5 Sec Max