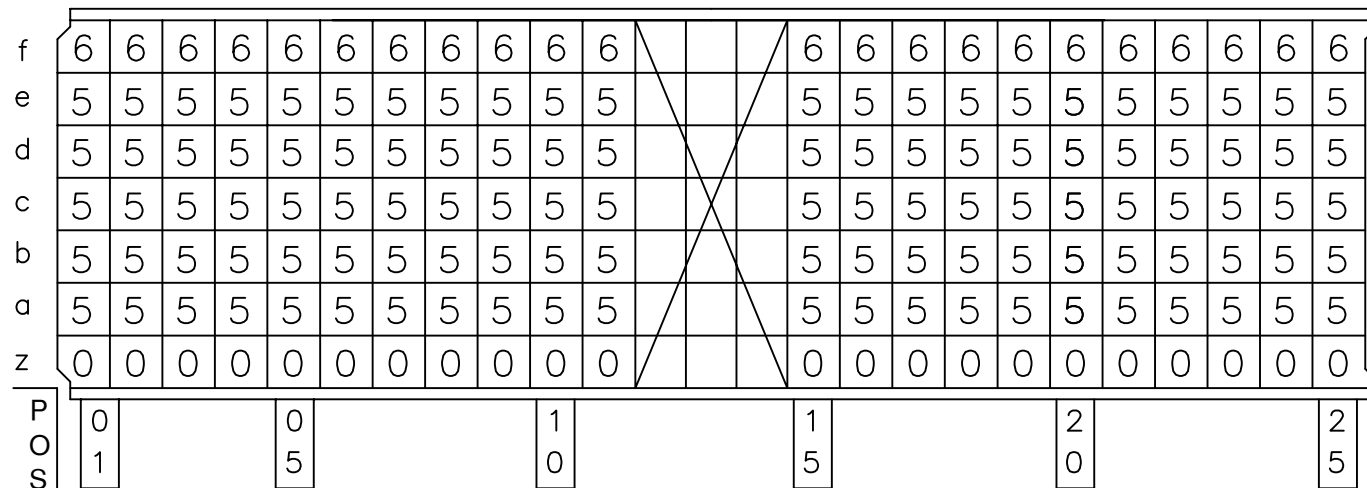
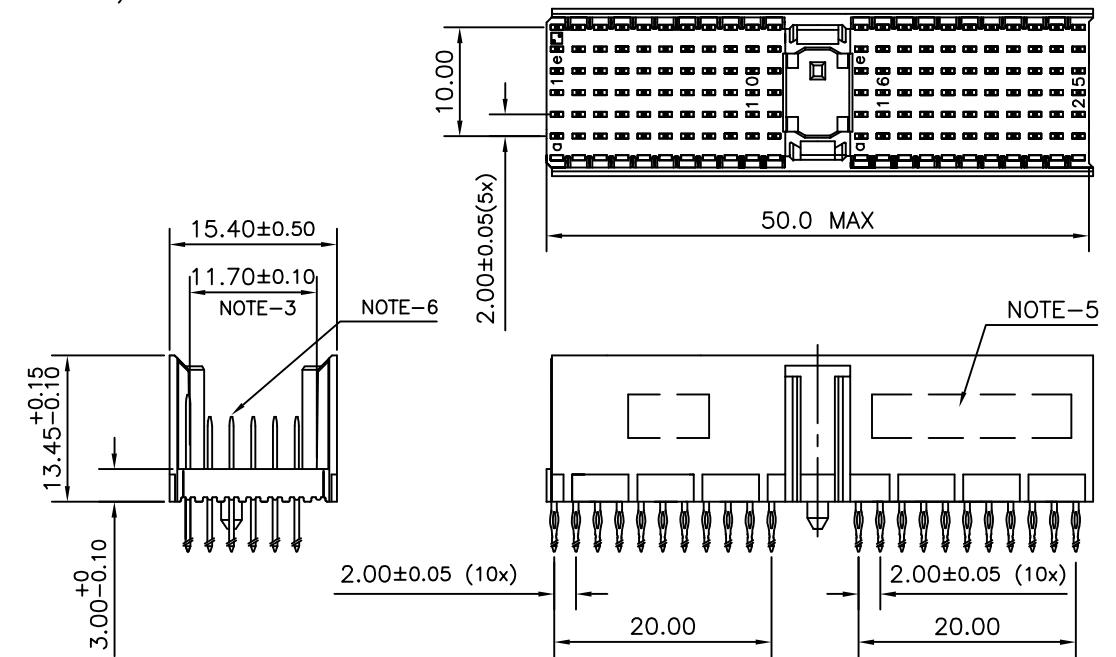


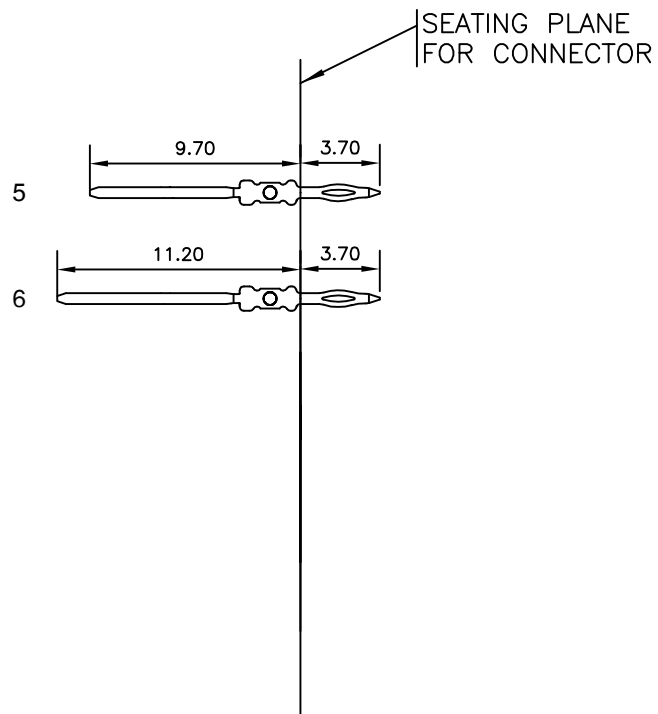
LOADING PATTERN MATING SIDE



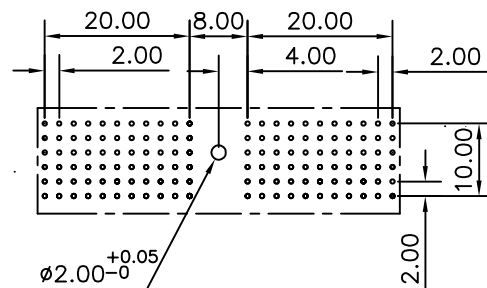
LOADED CONNECTOR ASSEMBLY (FOR EXAMPLE)



CONTACT OVERVIEW



LAY-OUT P.C.B.-HOLE



LEAD FREE INDICATOR : LF = LEAD FREE (DIGIT 15 & 16)

HM2P07PDE129

PLATING CODE (DIGIT 13 AND 14) (REF DRW NO. BS,C , 201844 , 003)

NOTES

- THIS PRODUCT IS CSA APPROVED.
 - THIS PRODUCT IS UL RECOGNIZED.
 - MEASURED AT THE BOTTOM.
 - MATERIAL CONTACT: PHOSPHORBRONZE
HOUSING: CREAM WHITE GLASS FILLED POLYESTER UL-94V0
 - CONNECTOR PRINTED WITH P/N AND DATE CODE.
 - FOR ACTUAL CONTACT LOADINGS, SEE LOADING PATTERN MATING SIDE.
 - SHAPE OF CONNECTOR HOUSING CAN ALTER DEPENDING ON PRODUCTION LOCATION
 - THE PRODUCT (LF) MEETS EUROPEAN UNION DIRECTIVES AND OTHER COUNTRY REGULATIONS AS DESCRIBED IN GS-22-008
 - FOR RECOMMENDED PTH DIMENSIONS REFER DRAWING : BS, A , 201572 , 001
- CATALOG NO: HM2P07PDE129- - -

mat'l. code SEE NOTE 4				surface ISO 1302 ✓	tolerance ISO 406 ISO 1101	projection 	product family MLLIPACS				
ltr	ecn no	dr	date	tolerances unless otherwise specified			MM	title MPACS 5+2R STR HDR PF CONN TYPE A			
A	105-0104	MINI	2005-06-21	angles linear	.0±0.2			scale -	dwg no sheet 1 of 1 size 5		
B	106-0099	MINI	2006-07-14		.00±0.1				BS, C ,203028, 273 A3		
				dr	MINI K VANDANATH	2005-06-21	type Product Customer Drawing				
				enr	BIJU K PAUL	2005-06-21					
				chr	BIJU K PAUL	2006-07-14					
				appd	BIJU K PAUL	2006-07-14					
sheet index	revision sheet	B	1								