

REVISION Y

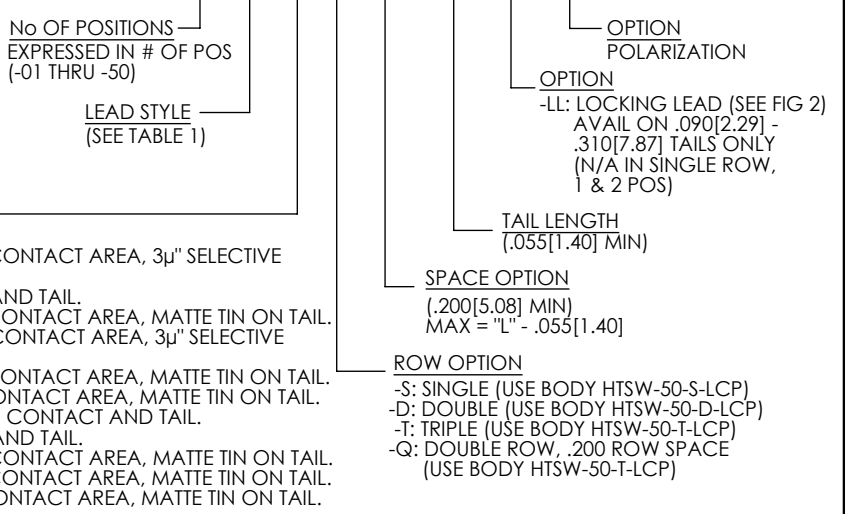
DO NOT SCALE FROM THIS PRINT

- NOTES:**
- ⊙ REPRESENTS A CRITICAL DIMENSION.
 - F, -FM, -S, -SM, -L, -LM: GOLD TO BE ON LONGER TAIL; -G, -H: THICKER GOLD TO BE ON LONGER TAIL.
 - MAXIMUM HEIGHT VARIATION: .010[0.25]
 - MAXIMUM ALLOWABLE BOW: .005[0.13] IN/IN AFTER ASSEMBLY.
 - MAXIMUM PIN ROTATION IN BODY: 2°
 - MINIMUM PUSHOUT FORCE: 2 LB.
 - PARTS ARE CUT TO SIZE.
 - MAXIMUM CUT FLASH: .005[0.13]
 - FOR ADDED MECHANICAL STABILITY, SAMTEC RECOMMENDS MECHANICAL BOARD SPACERS BE USED IN APPLICATIONS WITH GOLD OR SELECTIVE GOLD PLATED CONNECTORS. CONTACT IPG@SAMTEC.COM FOR MORE INFORMATION.

TABLE 1

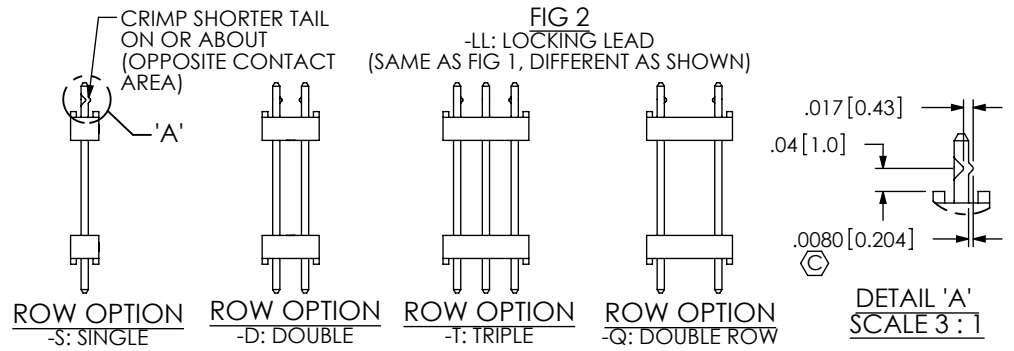
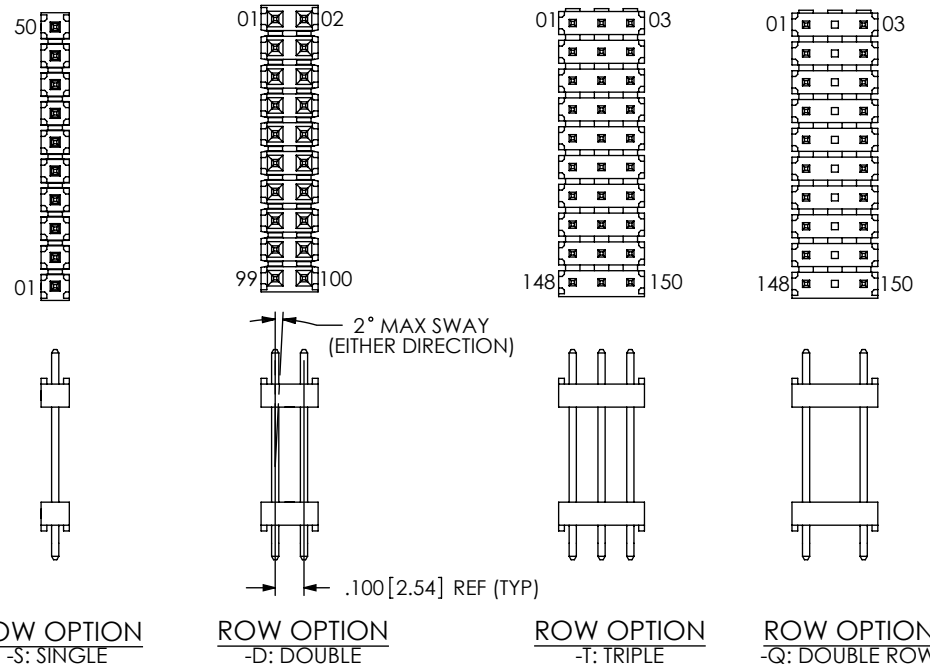
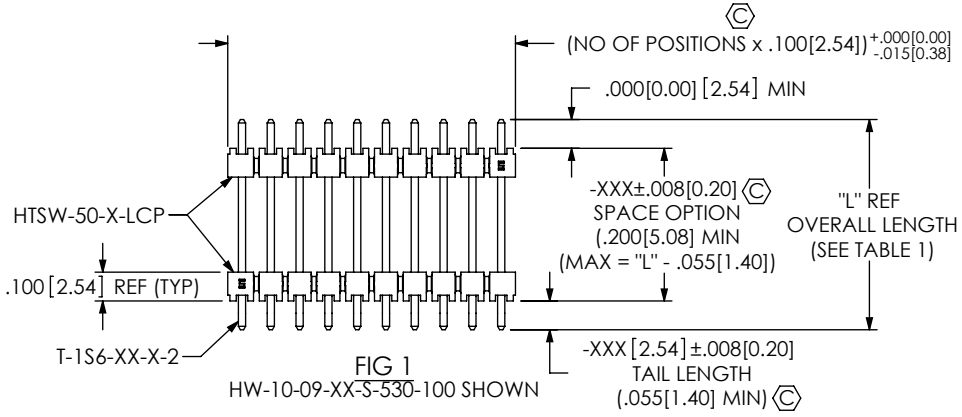
LEAD STYLE	TERMINAL	"L" - OVERALL LENGTH REF	SPACE OPTION MAX
-07	T-1S6-07-X-2	.430 [10.92]	.375 [9.53]
-08	T-1S6-08-X-2	.530 [13.48]	.475 [12.07]
-09	T-1S6-09-X-2	.730 [18.54]	.675 [17.15]
-10	T-1S6-10-X-2	.830 [21.08]	.775 [19.69]
-11	T-1S6-11-X-2	.930 [23.62]	.875 [22.23]
-12	T-1S6-12-X-2	1.030 [26.16]	.975 [24.77]
-13	T-1S6-13-X-2	1.230 [31.24]	1.175 [29.85]
-14	T-1S6-14-X-2	1.430 [36.32]	1.375 [34.93]
-15	T-1S6-15-X-2	.630 [16.00]	.575 [14.61]
-16	T-1S6-16-X-2	.445 [11.30]	.390 [9.91]
-17	T-1S6-17-X-2	.480 [12.19]	.425 [10.80]
-19	T-1S6-19-X-2	1.330 [33.78]	1.275 [32.39]
-20	T-1S6-20-X-2	1.130 [28.70]	1.075 [27.31]

HW-XX-XX-XX-X-XXX-XXX-XX-XXX



PLATING SPECIFICATION
(SEE NOTE 2)

- G: 10μ" SELECTIVE GOLD IN CONTACT AREA, 3μ" SELECTIVE GOLD ON TAIL.
- T: MATTE TIN ON CONTACT AND TAIL.
- S: 30μ" SELECTIVE GOLD IN CONTACT AREA, MATTE TIN ON TAIL.
- H: 30μ" SELECTIVE GOLD IN CONTACT AREA, 3μ" SELECTIVE GOLD ON TAIL.
- L: 10μ" SELECTIVE GOLD IN CONTACT AREA, MATTE TIN ON TAIL.
- F: 3μ" SELECTIVE GOLD IN CONTACT AREA, MATTE TIN ON TAIL.
- TL: 150μ" - 300μ" TIN/LEAD ON CONTACT AND TAIL.
- TM: MATTE TIN ON CONTACT AND TAIL.
- SM: 30μ" SELECTIVE GOLD IN CONTACT AREA, MATTE TIN ON TAIL.
- LM: 10μ" SELECTIVE GOLD IN CONTACT AREA, MATTE TIN ON TAIL.
- FM: 3μ" SELECTIVE GOLD IN CONTACT AREA, MATTE TIN ON TAIL.



<p>UNLESS OTHERWISE SPECIFIED, DIMENSIONS ARE IN INCHES. TOLERANCES ARE:</p> <p>DECIMALS ANGLES</p> <p>.XX: ±.01 [0.3]</p> <p>.XXX: ±.005 [0.13]</p> <p>.XXXX: ±.0020 [0.051]</p>	<p>PROPRIETARY NOTE</p> <p>THIS DOCUMENT CONTAINS INFORMATION CONFIDENTIAL AND PROPRIETARY TO SAMTEC, INC. AND SHALL NOT BE REPRODUCED OR TRANSFERRED TO OTHER DOCUMENTS OR DISCLOSED TO OTHERS OR USED FOR ANY PURPOSE OTHER THAN THAT WHICH IT WAS OBTAINED WITHOUT THE EXPRESSED WRITTEN CONSENT OF SAMTEC, INC.</p>	<p>520 PARK EAST BLVD, NEW ALBANY, IN 47150 PHONE: 812-944-6733 FAX: 812-948-5047 e-Mail: info@SAMTEC.com code 55322</p>