

AV SERIES SECURITY PUSHBUTTON SWITCHES

.748" (19mm) bushing diameter

SPECIFICATIONS

Contact ratings: Max. resistive loads: **Q** - 6 A 125 VAC, 3 A 250 VAC or 7 A 30 VDC.
B - 0.4 Volt-Amps max at 20 V max.
Initial contact resistance: 20 mΩ max. at 3 VDC, 0.1 A
Insulation resistance: 200,000 megohms minimum between terminals & case ground.
Dielectric strength: 1500 VAC min. between terminals and case ground.
Electrical life: 60,000 cycles min.
Operating temperature range: -30°C to +85°C
For additional specifications: See 800 Series switches

FEATURES

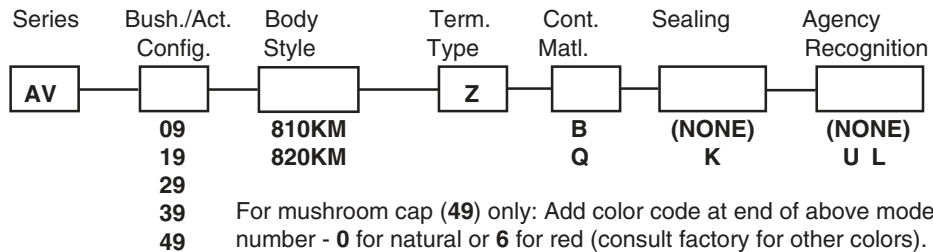
- .755" (19 mm) dia. models.
- SPDT and DPDT with NO & NC momentary action.
- Standard - sealing protection per IP54.
- Optional - sealing protection per IP65.
- Extremely rugged and durable.

MATERIALS

Contacts: **Q** - Coin silver for power & UL models. **B** - Gold over nickel over brass for dry circuit models.
Bushing & Actuator: Nickel plated brass (std'd)
Case: Diallyl Phthalate **Hex. Mounting Nut:** Nickel plated brass

ORDER FORMAT:

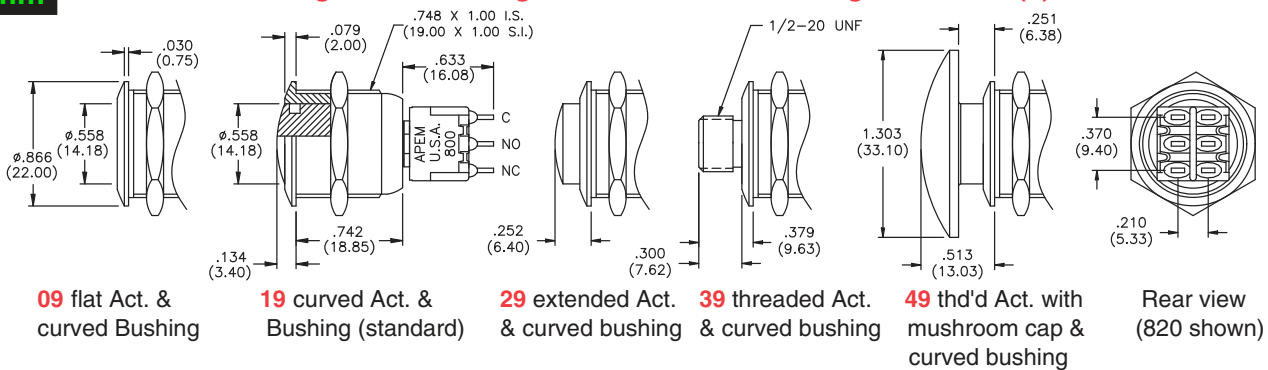
For complete model no., fill in boxes with selected options shown below.
 Example of complete model no. -
AV19810KMZQKUL



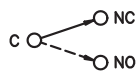
19mm

Bushing/Actuator configuration

Solder lug terminals - (Z)

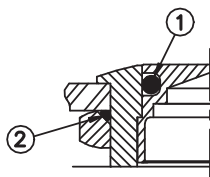


AV19820KMZQUL
(Model shown)



Schematic

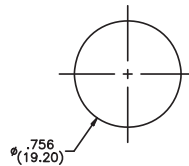
Blank - no sealing - meets IP54 (std'd)



K ① Internal seal & ② front panel seals meet IP65

Sealing

Min. dimensions for matrix mounting: .984" (25mm) x .984" (25mm).



Mounting Hole

Notes to Order Format:

810KM is SPDT

820KM is DPDT

UL option available only with Q option. UL rating: 6 A 125 VAC or 3 A 250 VAC (75% power factor). UL file E66367.

Epoxy terminal seal is standard on all models.

SPECIFICATIONS SUBJECT TO CHANGE WITHOUT NOTICE.

AV SERIES SECURITY PUSHBUTTON SWITCHES

.748" (19mm) bushing diameter

SPECIFICATIONS SUBJECT TO CHANGE WITHOUT NOTICE.

SPECIFICATIONS

Contact ratings: Max. resistive loads: **Q** - 6 A 125 VAC, 3 A 250 VAC or 7 A 30 VDC.
B - 0.4 Volt-Amps max at 20 V max.
Initial contact resistance: 5 mΩ max. at 3 VDC, 0.1 A
Insulation resistance: 200,000 megohms minimum between terminals & case ground.
Dielectric strength: 2000 VAC min. between terminals and case ground.
Electrical life: 100,000 cycles min.
Operating temperature range: -30°C to +85°C
For additional specifications: See PB Series switches

FEATURES

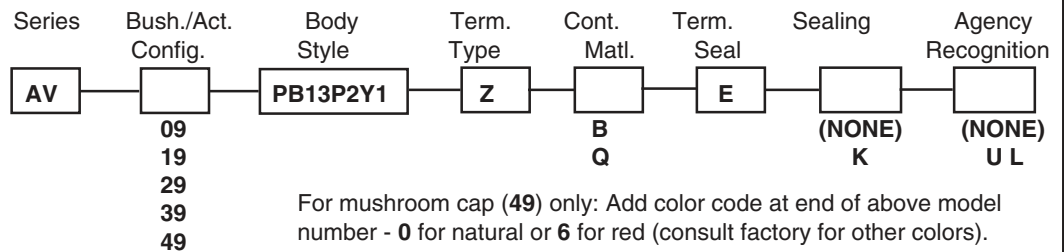
- .755" (19 mm) dia. models.
- Single pole double throw NO & NC momentary action.
- Standard - sealing protection per IP54.
- Optional - sealing protection per IP65.
- Extremely rugged and durable.

MATERIALS

Contacts: **Q** - Coin silver for power & UL models. **B** - Gold over nickel over brass for dry circuit models.
Bushing & Actuator: Nickel plated brass (std'd)
Case: Diallyl Phthalate **Hex. Mounting Nut:** Nickel plated brass

ORDER FORMAT:

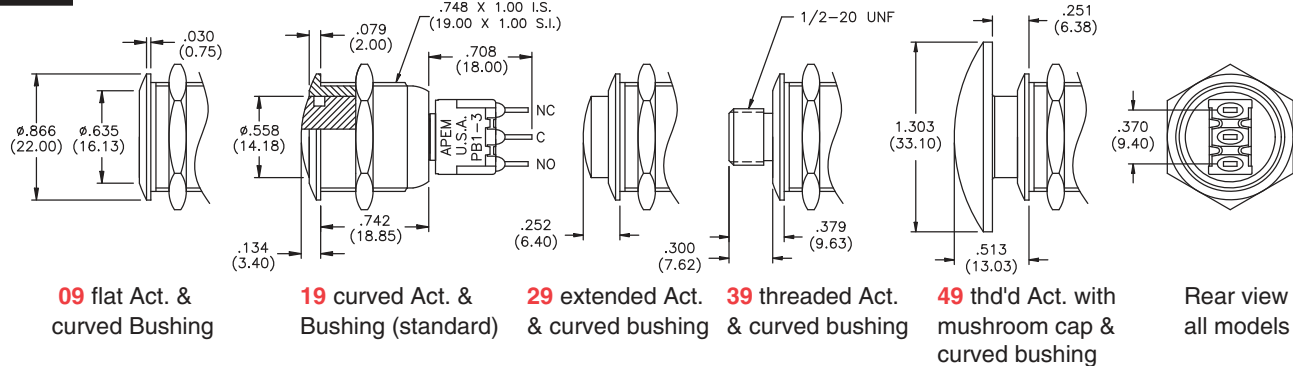
For complete model no., fill in boxes with selected options shown below.
 Example of complete model no. -
AV19PB1-3P2Y1ZQEKUL



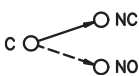
19mm

Bushing/Actuator configuration

Solder lug terminals - (Z)

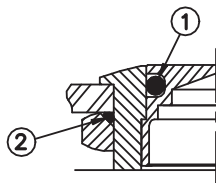


AV19PB1-3P2Y1ZQE
(Model shown)



Schematic

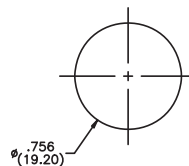
Blank - no sealing (std'd)



K ① Internal seal & ② front panel seals meet IP65

Sealing

Min. dimensions for matrix mounting: .984" (25mm) x .984" (25mm).



Mounting Hole

Notes to Order Format:

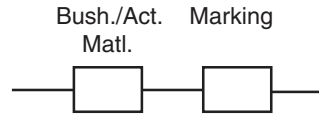
UL option available only with **Q** option. UL rating: 6 A 125 VAC or 3 A 250 VAC (75% power factor). UL file E66367.

E option is epoxy terminal seal - standard.

AV SERIES SECURITY PUSHBUTTON SWITCHES

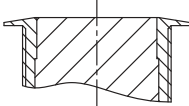
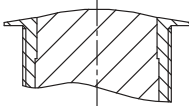
New! Options - Bushing/Actuator materials and marking

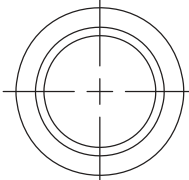
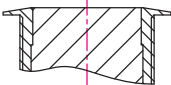
After selecting basic model number from previous pages of AV Series Security Pushbutton switches, fill in indicated boxes with desired options below.



BUSHING/ACTUATOR MATERIAL

Replace **00** with one of the following codes.

models with flat or curved metal actuator	Code	Bushing	Actuator
	00 (std'd)	Nickel plated brass	Nickel plated brass
	10	Nickel plated brass	Stainless steel
	12	Nickel plated brass	Chrome plated brass
	20	Chrome plated brass	Chrome plated brass
	30	Chrome plated brass	Stainless steel
	80	Varnished polished brass	Varnished polished brass

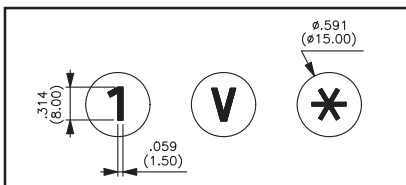
models with flat thermoplastic actuator	Code	Bushing	Actuator
	0X (std'd)	Nickel plated brass	Nickel plated brass
	2X	Nickel plated brass	Stainless steel
	8X	Nickel plated brass	Chrome plated brass

Replace X above with color: 1 blue, 2 black, 3 green, 4 gray, 5 yellow, 6 red, 7/1 white, 9 orange

MARKING

Select an option from each of the two tables. Consult factory for special symbols.

For models with flat actuator only.
Not available on model AV031202C0.
Marking method: by engraving on metal actuators, (brass only)
by hot stamping on thermoplastic actuators



MARKING	
Code	Mark
0 to 9	Numbers 0 to 9
X	Symbol *
Y	Symbol #
A to N	Letters A to N
P to W	Letters P to W
0	Letter O
Letter O: same code and design as number 0.	

MARKING COLOR	
Code	Color
Brass actuator	
0 (std'd)	Same as finish
2	Black
Note: Code '0' finish cannot be modified to code '2'.	
Thermoplastic actuator	
2	Black
7	White

SPECIFICATIONS SUBJECT TO CHANGE WITHOUT NOTICE.