


**SERIES:** RDS-74365 | **DESCRIPTION:** ROTARY DIP SWITCH

**FEATURES**

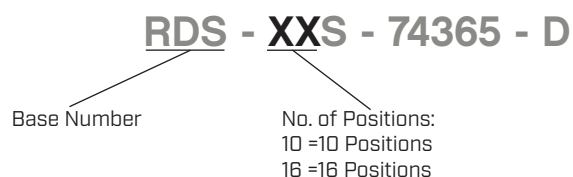
- 10 and 16 positions
- flat actuator
- through hole mounting


**SPECIFICATIONS**

| parameter             | conditions/description                         | min | typ    | max | units   |
|-----------------------|--|-----|--------|-----|---------|
| rated voltage         | switching                                      |     |        | 42  | Vdc     |
|                       | non-switching                                  |     |        | 42  | Vdc     |
| rated current         | switching                                      |     |        | 100 | mA      |
|                       | non-switching                                  |     |        | 400 | mA      |
| withstanding voltage  | for 1 minute                                   |     | 250    |     | Vac     |
| contact resistance    |  |     |        | 80  | mΩ      |
| insulation resistance | at 250 Vdc                                     | 100 |        |     | MΩ      |
| operating torque      |  | 90  | 120    | 150 | gf*cm   |
| actuator travel       | continuous rotation                            |     | 360    |     | degrees |
| operating temperature |  | -60 |        | 125 | °C      |
| storage temperature   |  | -60 |        | 125 | °C      |
| life                  | at rated voltage, current, 15-20 cycles/minute |     | 25,000 |     | steps   |
| flammability rating   | UL94V-0  |     |        |     |         |
| RoHS                  | yes  |     |        |     |         |
| IP level              | IP67 (IEC 60529:2001)                          |     |        |     |         |

**SOLDERABILITY**

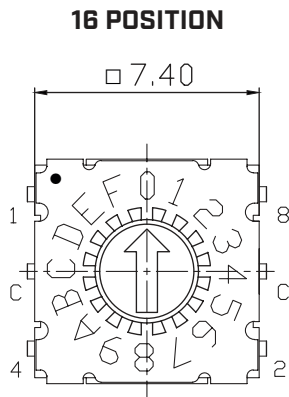
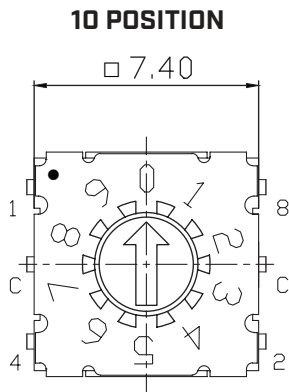
| parameter      | conditions/description | min | typ | max | units |
|----------------|------------------------|-----|-----|-----|-------|
| hand soldering | for maximum 3 seconds  |     |     | 350 | °C    |
| wave soldering | for maximum 5 seconds  |     |     | 280 | °C    |

**PART NUMBER KEY**


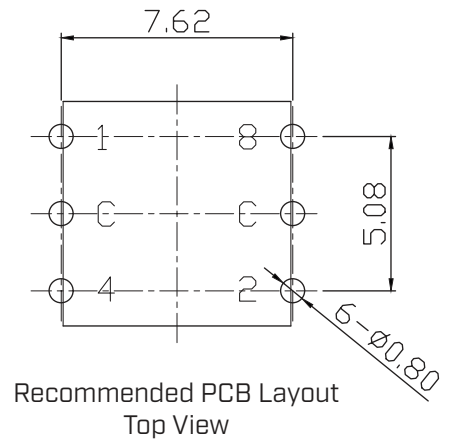
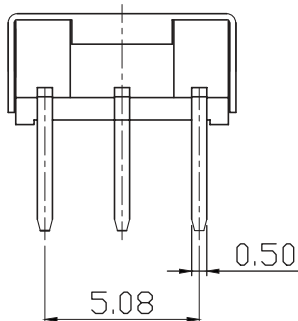
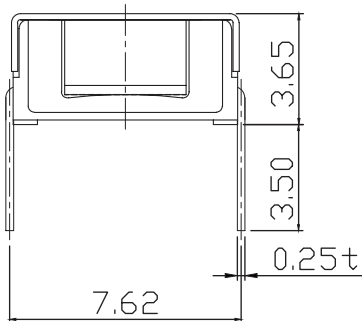
## MECHANICAL DRAWING

units: mm  
tolerance: ±0.3 mm  
unless otherwise noted

| ITEM | DESCRIPTION | MATERIAL        | PLATING/COLOR                           |
|------|-------------|-----------------|---|
| 1    | actuator    | LCP (UL94V-0)   | red (10 position)<br>gray (16 position) |
| 2    | housing     | LCP (UL94V-0)   | black                                   |
| 3    | face plate  | stainless steel |   |
| 4    | terminals   | copper alloy    | gold                                    |



| ON ○    |     |      |   |   |   |  |
|---------|-----|------|---|---|---|--|
| OFF ●   |     | CODE |   |   |   |  |
| TYPE    | POS | 1    | 2 | 4 | 8 |  |
| 10 STEP | 0   | ●    | ● | ● | ● |  |
|         | 1   | ○    | ● | ● | ● |  |
|         | 2   | ●    | ○ | ● | ● |  |
|         | 3   | ○    | ○ | ● | ● |  |
|         | 4   | ●    | ● | ○ | ● |  |
|         | 5   | ○    | ● | ○ | ● |  |
|         | 6   | ●    | ○ | ○ | ● |  |
|         | 7   | ○    | ○ | ○ | ● |  |
|         | 8   | ●    | ● | ● | ○ |  |
|         | 9   | ○    | ● | ● | ○ |  |
| 16 STEP | A   | ●    | ○ | ● | ○ |  |
|         | B   | ○    | ○ | ● | ○ |  |
|         | C   | ●    | ● | ○ | ○ |  |
|         | D   | ○    | ● | ○ | ○ |  |
|         | E   | ●    | ○ | ○ | ○ |  |
|         | F   | ○    | ○ | ○ | ○ |  |

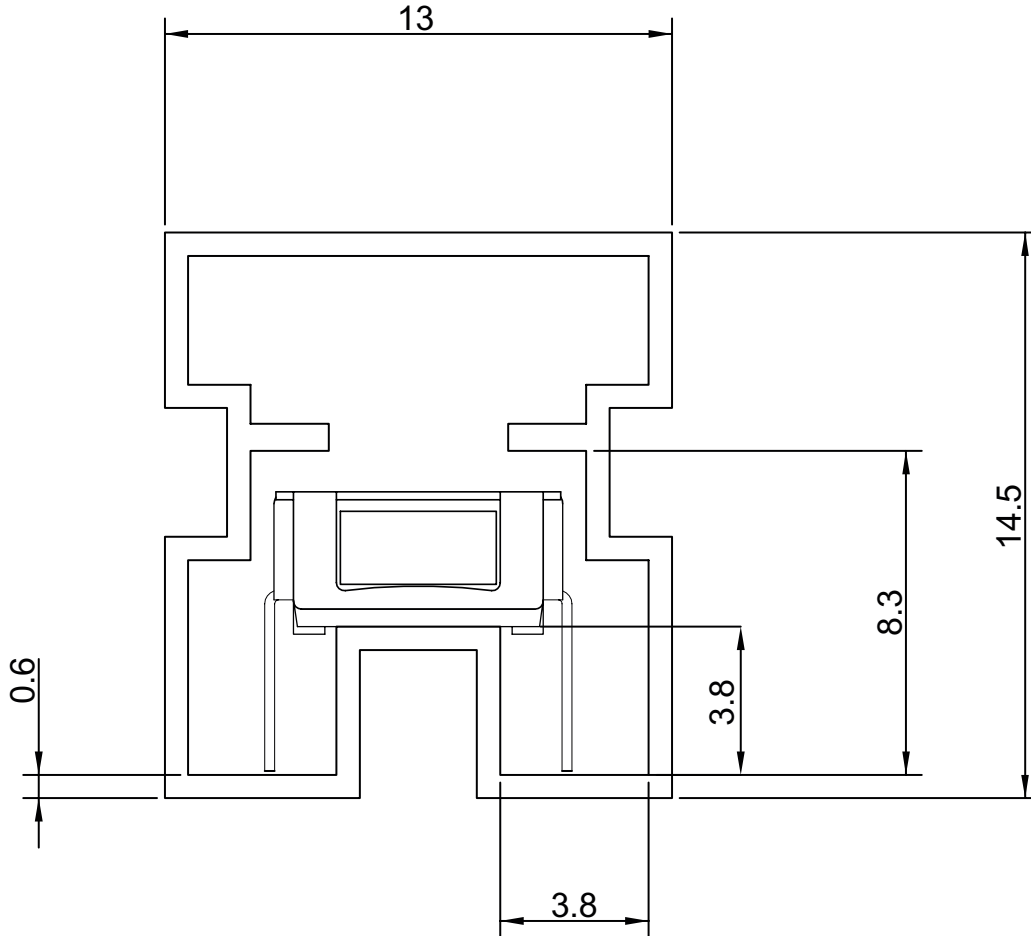


## PACKAGING

units: mm

Tube Size: 13.0 x 14.5 x 540 mm

Tube QTY: 70 pcs



## REVISION HISTORY

| rev. | description                  | date       |
|------|------------------------------|------------|
| 1.0  | initial release              | 10/06/2020 |
| 1.01 | logo, datasheet style update | 08/05/2022 |

The revision history provided is for informational purposes only and is believed to be accurate.



CUI Devices offers a one (1) year limited warranty. Complete warranty information is listed on our website.

CUI Devices reserves the right to make changes to the product at any time without notice. Information provided by CUI Devices is believed to be accurate and reliable. However, no responsibility is assumed by CUI Devices for its use, nor for any infringements of patents or other rights of third parties which may result from its use.

CUI Devices products are not authorized or warranted for use as critical components in equipment that requires an extremely high level of reliability. A critical component is any component of a life support device or system whose failure to perform can be reasonably expected to cause the failure of the life support device or system, or to affect its safety or effectiveness.

[cuidevices.com](http://cuidevices.com)