



NOTES:

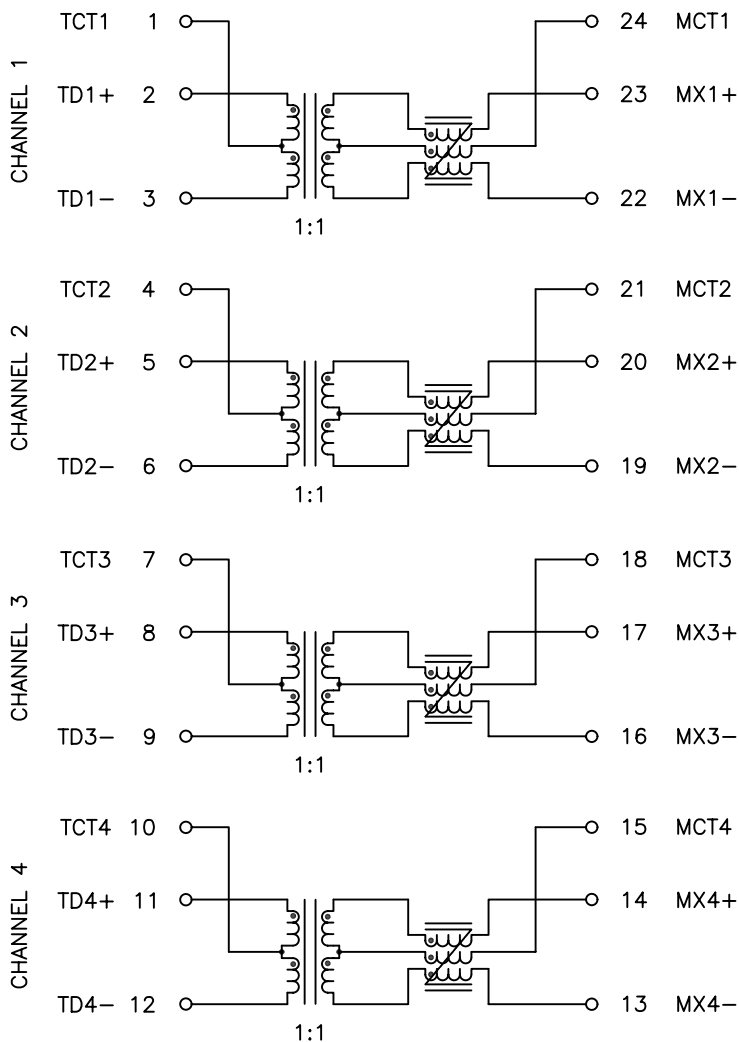
1. ROHS COMPLIANT
2. HEADER: DAP (DIALLYL PHTHALATE) WITH FLAMMABILITY RATING UL 94V-0 OR BETTER.
3. STORAGE TEMPERATURE: -20°C TO +125°C
4. COMPLIANCE TO J-STD:
 - A. J-STD-002: SOLDERABILITY AT 245°C REFLOW PROFILE
 - B. J-STD-020: LEVEL 1, NO MOISTURE SENSITIVE
 - C. J-STD-075: R7, 245°C MAXIMUM THROUGH REFLOW SOLDER
5. TO ORDER TAPE & REEL PACKAGING ADD A "T" SUFFIX TO THE PART NUMBER(i.e H7028FNL BECOMES H7028FNLT).



FINAL OUTLINE

© Copyright, 2014. Pulse Electronics Corp. All rights reserved. Pulse confidential & proprietary. (06/26/14)

| PRODUCT DESCRIPTION | TLA DRAWING | PS DRAWING | SHEET | PART NO. | DATASHEET REV. |
|----------------------------|-------------|---------------|--------|----------|----------------|
| MDL,SIN,10G,1:1,GEN2,SM,TU | H7028FNL-10 | PS-2578.002-B | 1 OF 3 | H7028FNL | A |



SCHEMATIC

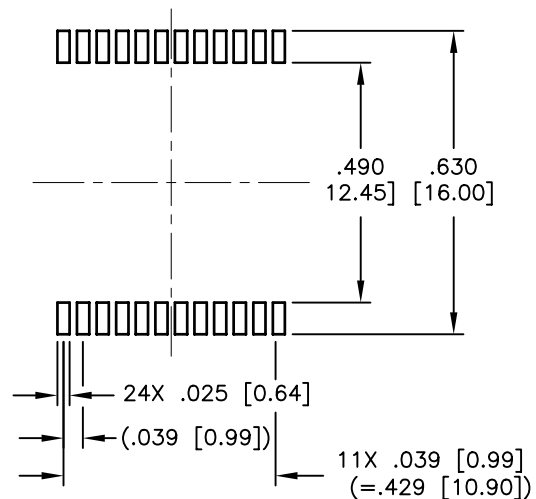
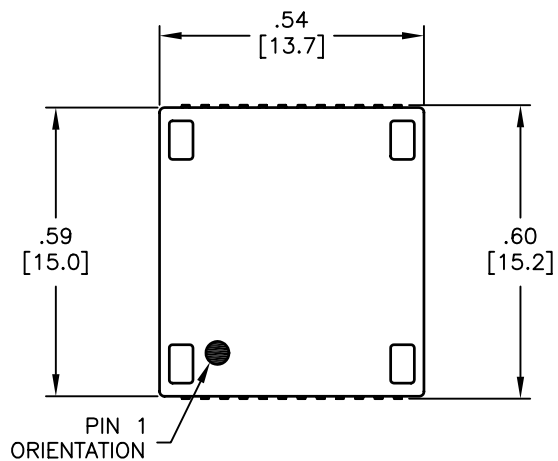
ELECTRICAL CHARACTERISTICS AT +25°C UNLESS OTHER SPECIFIED
MEETS IEEE 802.3 SPECIFICATION

| PARAMETER | SPECIFICATIONS | | |
|---------------------------------------|--|--------------------------|-------------|
| OPERATING TEMP | 0°C - 70°C | | |
| TURNS RATIO | 1.00 ± 2% | | |
| POLARITY | PER SCHEMATIC | | |
| INSERTION LOSS | 100 KHz | 1-500 MHz | |
| | -3.0 dB MAX | -1.0 dB MAX (-.6 dB TYP) | |
| RETURN LOSS (Z OUT = 100 OHM ± 1%) | 2-100 MHz | 100 MHz-500 MHz | |
| | -25 dB MIN | -11 + 17*LOG (f/400) | |
| INDUCTANCE (OCL) | 120 uH TYP @ 100 kHz, 100 mV | | |
| CROSSTALK, ADJACENT CHANNELS | 1-100 MHz | 100-500 MHz | |
| | -40 dB MIN | -30 dB MIN | |
| COMMON MODE REJECTION RATIO | 1-100 MHz | 100-300 MHz | 300-500 MHz |
| | -35 dB MIN | -30 dB MIN | -25 dB MIN |
| | COMMON TO DIFFERENTIAL MODE REJECTION (CDMR) | | |
| | 1-250 MHz | 250-500 MHz | |
| | -30 dB MIN | -22 dB MIN | |
| INPUT - OUTPUT ISOLATION | 1500 VRMS MIN @ 60 SECONDS | | |

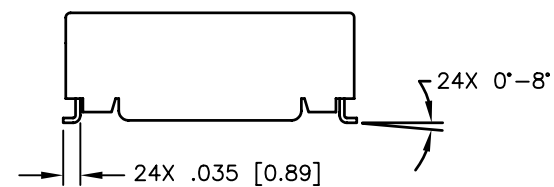
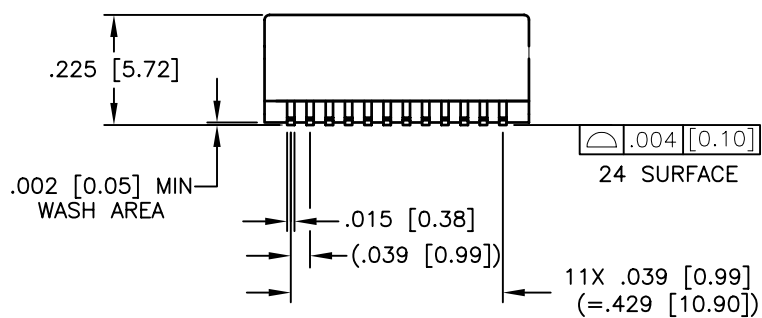
NOTE: f IS FREQUENCY IN MHz.

© Copyright, 2014. Pulse Electronics Corp. All rights reserved. Pulse confidential & proprietary. (06/26/14)

| PRODUCT DESCRIPTION | TLA DRAWING | PS DRAWING | SHEET | PART NO. | DATASHEET REV. |
|----------------------------|-------------|---------------|--------|----------|----------------|
| MDL,SIN,10G,1:1,GEN2,SM,TU | H7028FNL-10 | PS-2578.002-B | 2 OF 3 | H7028FNL | A |



SUGGESTED LAND PATTERN



DIMENSIONS ARE IN INCHES [MILLIMETERS] WITH THE FOLLOWING TOLERANCES: [MILLIMETERS] ARE FOR REFERENCE ONLY.
 .XX= ± 0.01 [± 0.25]
 .XXX= ± 0.005 [± 0.13]

© Copyright, 2014. Pulse Electronics Corp. All rights reserved. Pulse confidential & proprietary. (06/26/14)

| PRODUCT DESCRIPTION | TLA DRAWING | PS DRAWING | SHEET | PART NO. | DATASHEET REV. |
|----------------------------|-------------|---------------|--------|----------|----------------|
| MDL,SIN,10G,1:1,GEN2,SM,TU | H7028FNL-10 | PS-2578.002-B | 3 OF 3 | H7028FNL | A |