

PCB terminal block - KDS BU - 1701094

Please be informed that the data shown in this PDF Document is generated from our Online Catalog. Please find the complete data in the user's documentation. Our General Terms of Use for Downloads are valid (<http://download.phoenixcontact.com>)



PCB terminal block, Nominal current: 17.5 A, Nom. voltage: 400 V, Pitch: 5 mm, Number of positions: 1, Connection method: Screw connection, Mounting: Soldering, Conductor/PCB connection direction: 0 °, Color: blue, The article can be aligned to create different nos. of positions!

The illustration shows a combination as a 15-position version, in green



Key commercial data

Packing unit	1 pc
GTIN	 4 017918 022976
Weight per Piece (excluding packing)	2.45 GRM
Custom tariff number	85369010
Country of origin	Poland

Technical data

Dimensions

Length	18.6 mm
Pitch	5 mm
Pin dimensions	1,1 x 0,8 mm
Hole diameter	1.4 mm

General

Range of articles	KDS
Insulating material group	I
Rated surge voltage (III/3)	4 kV
Rated surge voltage (III/2)	4 kV
Rated surge voltage (II/2)	4 kV
Rated voltage (III/3)	250 V

PCB terminal block - KDS BU - 1701094

Technical data

General

Rated voltage (III/2)	400 V
Rated voltage (II/2)	630 V
Connection in acc. with standard	EN-VDE
Nominal current I_N	17.5 A
Nominal cross section	1.5 mm ²
Maximum load current	24 A (with 2.5 mm ² conductor cross section)
Insulating material	PA
Solder pin surface	Sn
Inflammability class according to UL 94	V2
Stripping length	10 mm
Number of positions	1
Screw thread	M2,6
Tightening torque, min	0.4 Nm
Tightening torque max	0.5 Nm

Connection data

Conductor cross section solid min.	0.14 mm ²
Conductor cross section solid max.	2.5 mm ²
Conductor cross section stranded min.	0.14 mm ²
Conductor cross section stranded max.	1.5 mm ²
Conductor cross section stranded, with ferrule without plastic sleeve min.	0.25 mm ²
Conductor cross section stranded, with ferrule without plastic sleeve max.	1 mm ²
Conductor cross section stranded, with ferrule with plastic sleeve min.	0.25 mm ²
Conductor cross section stranded, with ferrule with plastic sleeve max.	1 mm ²
Conductor cross section AWG/kcmil min.	26
Conductor cross section AWG/kcmil max	14
2 conductors with same cross section, solid min.	0.14 mm ²
2 conductors with same cross section, solid max.	0.75 mm ²
2 conductors with same cross section, stranded min.	0.14 mm ²
2 conductors with same cross section, stranded max.	0.5 mm ²
Minimum AWG according to UL/CUL	30
Maximum AWG according to UL/CUL	14

Classifications

eCl@ss

eCl@ss 4.0	27141109
eCl@ss 4.1	27141109

PCB terminal block - KDS BU - 1701094

Classifications

eCl@ss

eCl@ss 5.0	27141190
eCl@ss 5.1	27141190
eCl@ss 6.0	27261101
eCl@ss 7.0	27440401
eCl@ss 8.0	27440401

ETIM

ETIM 3.0	EC001121
ETIM 4.0	EC002643
ETIM 5.0	EC002643

UNSPSC

UNSPSC 6.01	30211801
UNSPSC 7.0901	39121432
UNSPSC 11	39121432
UNSPSC 12.01	39121432
UNSPSC 13.2	39121432

Approvals

Approvals

Approvals

CSA / UL Recognized / SEV / GOST / CCA

Ex Approvals

Approvals submitted


Approval details

CSA		
	B	C
mm ² /AWG/kcmil	24-12	24-12

PCB terminal block - KDS BU - 1701094

Approvals


	B	C
Nominal current I _N	10 A	10 A
Nominal voltage U _N	300 V	50 V

UL Recognized 

	B	C
mm ² /AWG/kcmil	30-14	30-14
Nominal current I _N	15 A	15 A
Nominal voltage U _N	250 V	50 V

SEV

mm ² /AWG/kcmil	2.5
Nominal voltage U _N	250 V

GOST 

CCA

mm ² /AWG/kcmil	2.5
Nominal voltage U _N	250 V

Accessories

Accessories

Bridge

Insertion bridge - EB 2- 5 - 1401158

Insertion bridge, Number of positions: 2, Color: gray



PCB terminal block - KDS BU - 1701094

Accessories

Insertion bridge - EB 3- 5 - 1401145



Insertion bridge, Number of positions: 3, Color: gray

Labeled terminal marker

Marker cards - SK 5/3,8:FORTL.ZAHLEN - 0804183



Marker cards, Card, white, labeled, Horizontal: Consecutive numbers 1 - 10, 11 - 20, etc. up to 91 - (99)100, Mounting type: Adhesive, For terminal block width: 5 mm, Lettering field: 5 x 3.8 mm

Marker pin Zack strip - BNB-ZB 5,LGS:FORTL.ZAHLEN - 1400201



Marker pin Zack strip, Strip, white, labeled, Printed horizontally: Consecutive numbers 1 - 10, 11 - 20, etc. up to 491 - 500, Mounting type: Plug in, For terminal block width: 5.2 mm, Lettering field: 4 x 4 mm

Pitch spacer

PCB terminal block - RZ 2,5 - 1701052



Pitch spacer, raises the pitch by 2.5 mm, interlocks with terminal block of the same shape, color: green

Screwdriver tools

PCB terminal block - KDS BU - 1701094

Accessories

Screwdriver - SZS 0,6X3,5 - 1205053



Actuation tool, for ST terminal blocks, insulated, also suitable for use as a bladed screwdriver, size: 0.6 x 3.5 x 100 mm, 2-component grip, with non-slip grip

Test plug terminal block

Reducing plug - RPS - 0201647



Reducing plug, For test plugs, Color: gray

Test plugs - MPS-MT - 0201744



Test plugs, Color: silver

PCB terminal block - TP-KDS/GKDS - 1701793

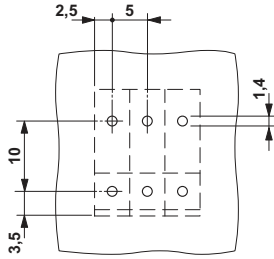


PCB terminal block, Number of positions: 1

Drawings

PCB terminal block - KDS BU - 1701094

Drilling diagram



Dimensioned drawing

