

LOC		DIST		REVISIONS			
				DESCRIPTION	DATE	OWN	APP'D
				A	RELEASED PER ECO 14-003827	3-27-14	CT DH

- 1 HOUSING: LCP, UL94V0, COLOR: BLACK.
CONTACT: PHOSPHOR BRONZE.
POST: BRASS WIRE
- 2 CONTACT: 1.27µm MIN GOLD IN PAD CONTACT AREA
1.27µm MIN TIN-LEAD (93/7) ON PCB TAIL
OVER 1.27µm MIN NICKEL OVER ALL.
POST: 1.27µm MIN NICKEL PLATED.
- 3 PLATED THROUGH HOLE PER 114-13056, FIGURE 4
- 4 SEE TABLE 1 FOR INTERCONNECTIONS TO
BACKPLANE CONNECTOR.
- 5 CONTACT: 1.27µm MIN GOLD IN PAD CONTACT AREA,
1.27µm MIN TIN ON PCB TAIL OVER 1.27µm MIN.
NICKEL OVER ALL.
POST: 1.27µm MIN NICKEL PLATED.
- 6 CONTACT: 1.27µm MIN GOLD IN PAD CONTACT AREA
1.27µm MIN TIN-LEAD (60/40) ON PCB TAIL
OVER 1.27µm MIN NICKEL OVER ALL.
POST: 1.27µm MIN NICKEL PLATED.

TABLE 1
 "x" DESIGNATES THE COLUMN NUMBER

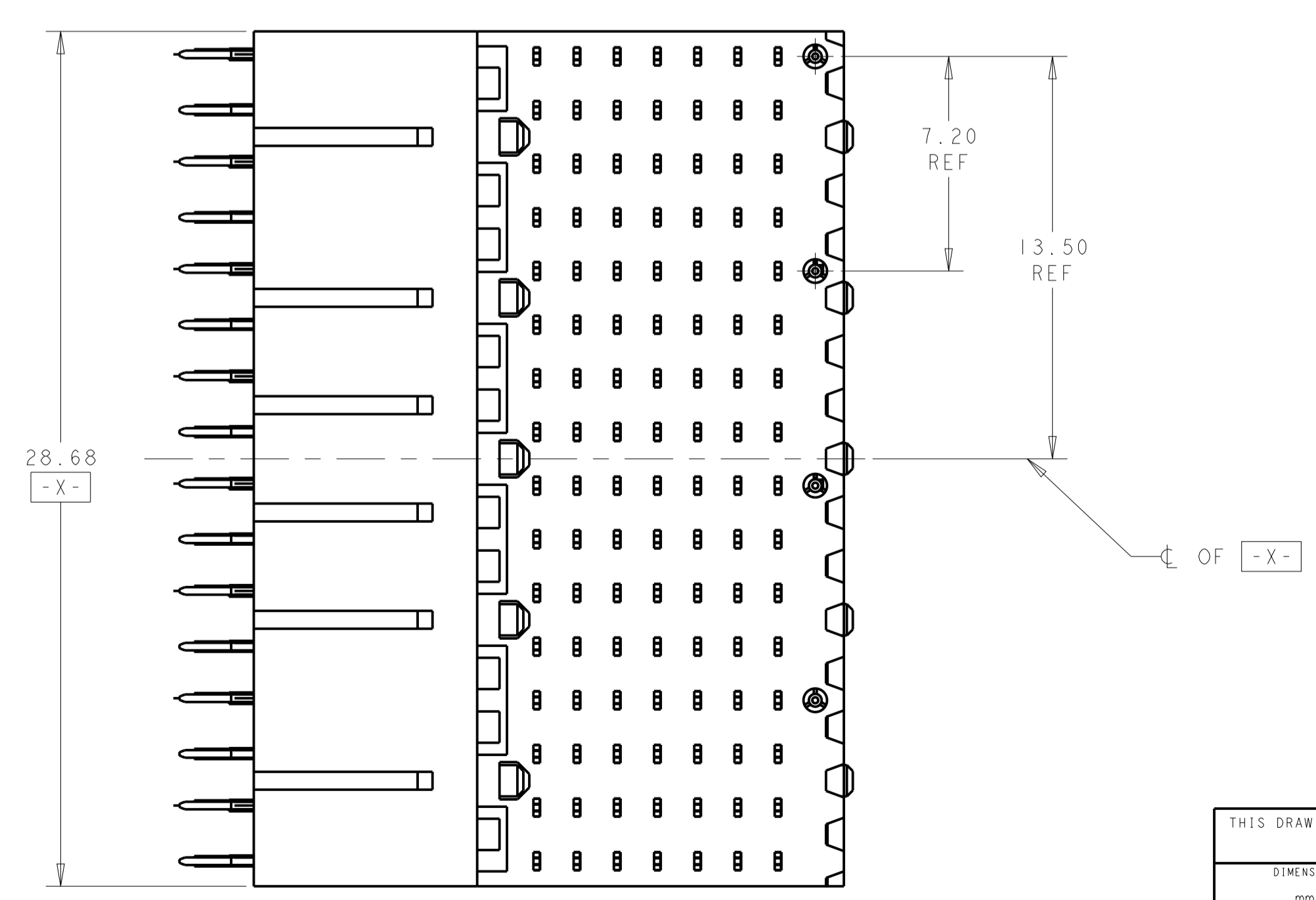
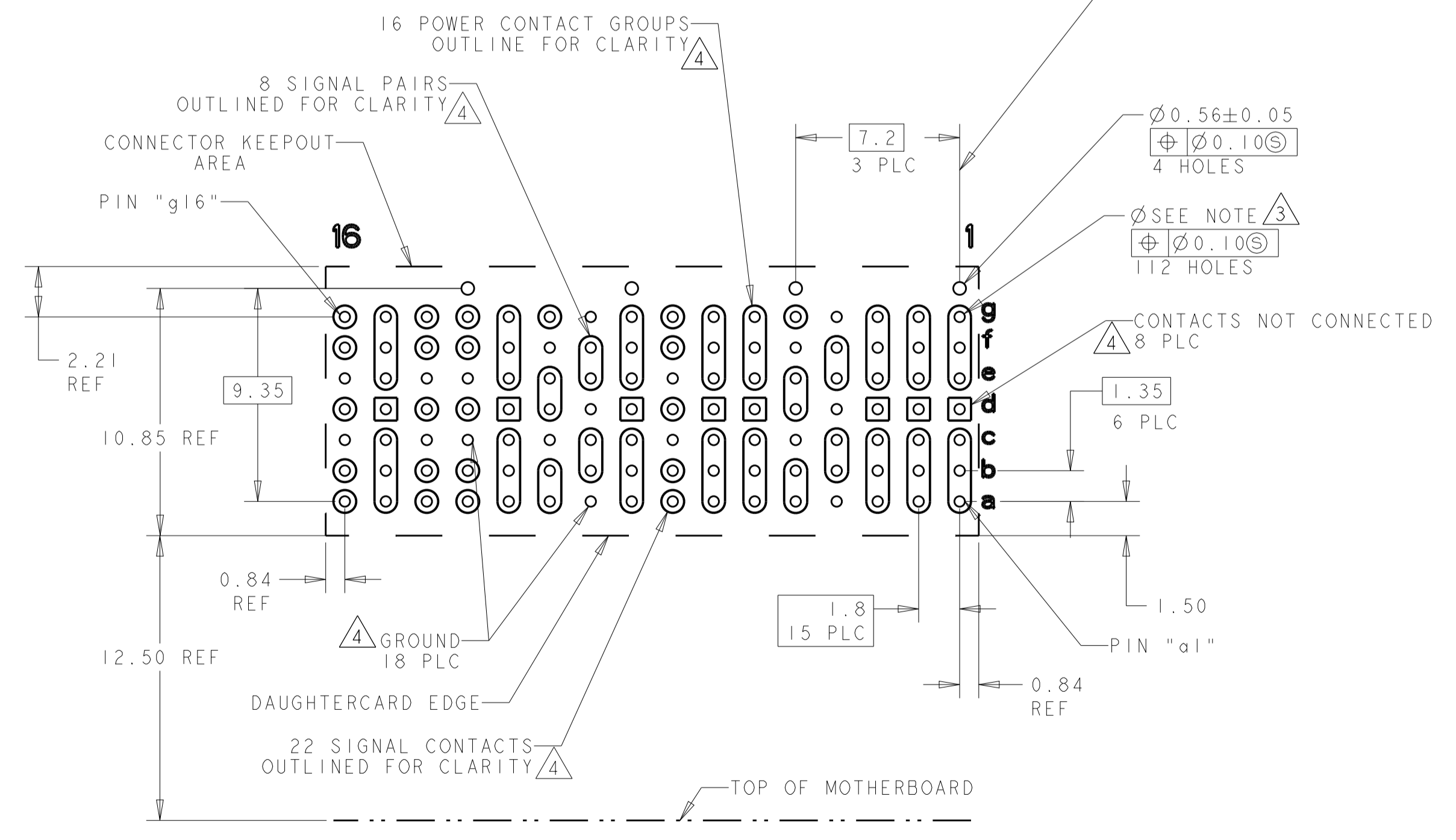
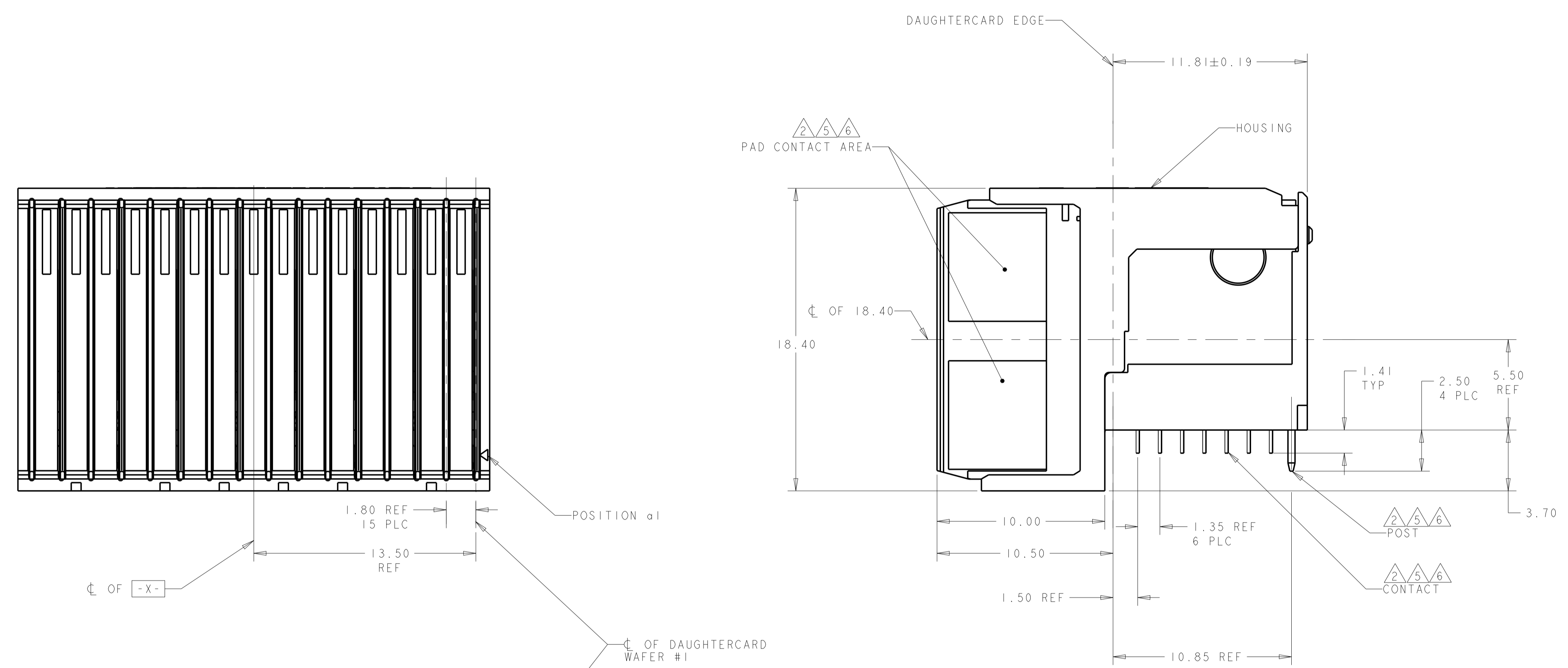
TYPICAL INTERCONNECTIONS FOR COLUMN (WAFER)		
5, 11		
CONTACT USAGE	DAUGHTERCARD CONNECTOR PIN	BACKPLANE CONNECTOR PIN
SIGNAL PAIR	ax	ax
SIGNAL PAIR	bx	bx
SIGNAL PAIR	dx	ex
SIGNAL PAIR	ex	fx
SIGNAL PAIR	gx	ix
GROUPS	cx, fx (ALL COMMONED)	cx, dx, gx, hx

TYPICAL INTERCONNECTIONS FOR COLUMN (WAFER)		
4, 10		
CONTACT USAGE	DAUGHTERCARD CONNECTOR PIN	BACKPLANE CONNECTOR PIN
SIGNAL PAIR	bx	cx
SIGNAL PAIR	cx	dx
SIGNAL PAIR	ex	gx
SIGNAL PAIR	fx	hx
GROUPS	ax, dx, gx (ALL COMMONED)	ax, bx, ex, fx, ix

TYPICAL INTERCONNECTIONS FOR COLUMN (WAFER)		
8, 13, 14, 16		
CONTACT USAGE	DAUGHTERCARD CONNECTOR PIN	BACKPLANE CONNECTOR PIN
SIGNAL	ax	bx
SIGNAL	bx	cx
SIGNAL	dx	ex
SIGNAL	fx	gx
SIGNAL	gx	hx
GROUPS	cx, ex (ALL COMMONED)	ax, dx, fx, ix

TYPICAL INTERCONNECTIONS FOR COLUMN (WAFER)		
1, 2, 3, 6, 7, 9, 12, 15		
CONTACT USAGE	DAUGHTERCARD CONNECTOR PIN	BACKPLANE CONNECTOR PIN
POWER	ax, bx, cx	ax, bx, cx, dx
POWER	ex, fx, gx	fx, gx, hx, ix
NOT CONNECTED	dx	ex

6	2286121-3
5	2286121-2
4	2286121-1
PLATING	PART NO



THIS DRAWING IS A CONTROLLED DOCUMENT.

OWN: C.C. THOMAS	3-27-14	TE Connectivity NAME: RIGHT-ANGLE PLUG ASSEMBLY, 7 ROW, MODULE 16E, 20.3mm, MULTIGIG RT 2-R, DAUGHTERCARD CONNECTOR, VITA 78 PRODUCT SPEC: 108-2072 APPLICATION SPEC: 114-13056 SIZE: 114-13056 WEIGHT: 10.33g Customer Drawing
CHK: D. HOANG	3-27-14	
APP'D: D. HOANG	3-27-14	
TOLERANCES UNLESS OTHERWISE SPECIFIED:		

DIMENSIONS:	mm	0 PLC ±0.5	1 PLC ±0.5	2 PLC ±0.13	3 PLC ±0.13	4 PLC ±0.13	ANGLES ±1°
MATERIAL:	SEE TABLE	FINISH					

SCALE: 5:1	SHEET: 1 OF 1	REV: A
------------	---------------	--------