

PAGE 1/2

ISSUE 22-03-22

SERIE : SPDT

PART NUMBER : R570412000LP

## RF CHARACTERISTICS

Frequency range : **0 - 18 GHz**  
 Impedance : **50 Ohms**

Frequency (GHz)	DC - 3	3 - 8	8 - 12.4	12.4 - 18
VSWR max	<b>1.10</b>	<b>1.20</b>	<b>1.20</b>	<b>1.40</b>
Insertion loss max	<b>0.15 dB</b>	<b>0.20 dB</b>	<b>0.25 dB</b>	<b>0.35 dB</b>
Isolation min	<b>80 dB</b>	<b>75 dB</b>	<b>65 dB</b>	<b>60 dB</b>
Average power (*)	<b>240 W</b>	<b>150 W</b>	<b>120 W</b>	<b>100 W</b>

Passive intermodulation	
Tone 1	1810 MHz, approximately 43 dBm
Tone 2	1850 MHz, approximately 43 dBm
3 <sup>rd</sup> order PIM	- 160 dBc at 1770 MHz

Depending on application, carrier powers and frequencies, PIM measurements can vary.  
 PIM testing is not measured during product acceptance test.

## ELECTRICAL CHARACTERISTICS

Actuator : **FAILSAFE**  
 Nominal current \*\* : **250 mA**  
 Actuator voltage (Vcc) : **12V (10.2 to 13V)**  
 Terminals : **solder pins (250°C max. / 30 sec.)**

## MECHANICAL CHARACTERISTICS

Connectors\*\*\*\*\* : **SMA female per MIL-C 39012**  
 Life : **2 million cycles**  
 Switching Time\*\*\* : **< 10 ms**  
 Construction : **Splashproof**  
 Weight : **< 45 g**

## ENVIRONMENTAL CHARACTERISTICS

Operating temperature range : **-25°C to +70°C**  
 Storage temperature range : **-55°C to +85°C**

- (\* Average power at 25°C per RF Path)
- (\*\* At 25° C ±10%)
- (\*\*\* Nominal voltage ; 25° C)
- (\*\*\*\*\* Recommended mating torque: 80-120 N.cm)



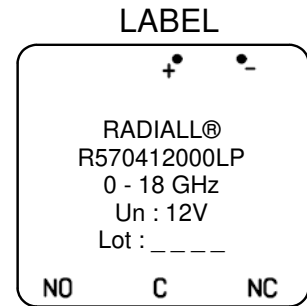
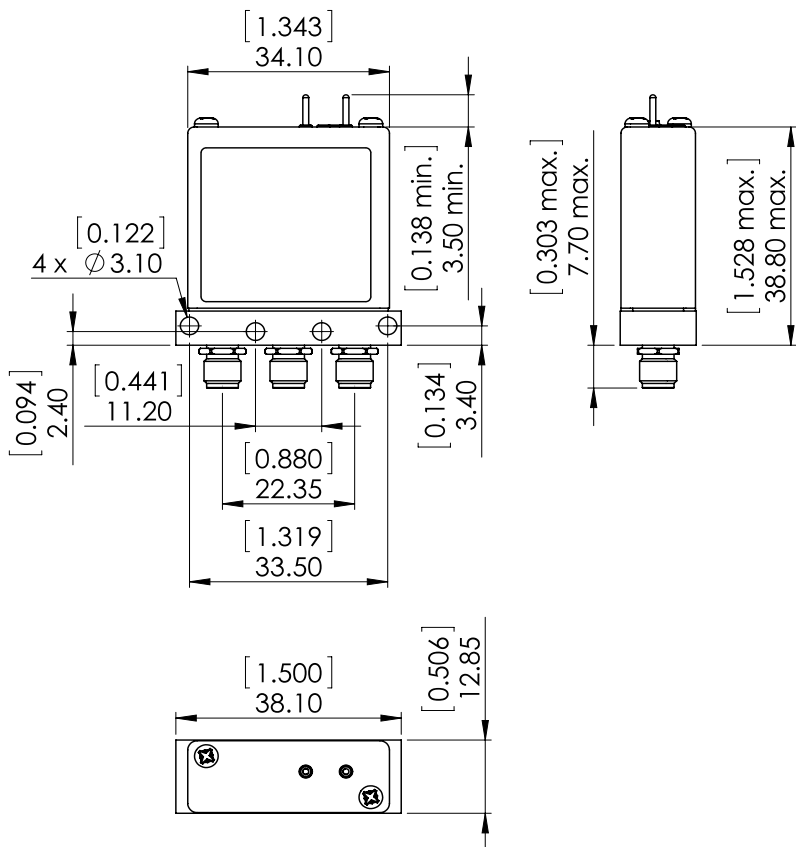
PAGE 2/2

ISSUE 22-03-22

SERIE : SPDT

PART NUMBER : R570412000LP

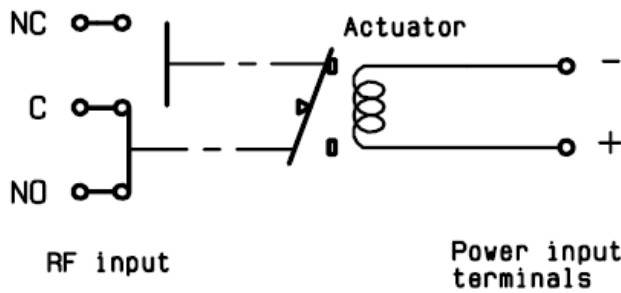
DRAWING



General tolerances : ±0,5 mm [0,02 in]

SCHEMATIC DIAGRAM

**Position Energized :**



Voltage	RF Continuity
De-energized	C ↔ NC
energized	C ↔ NO