

Data sheet

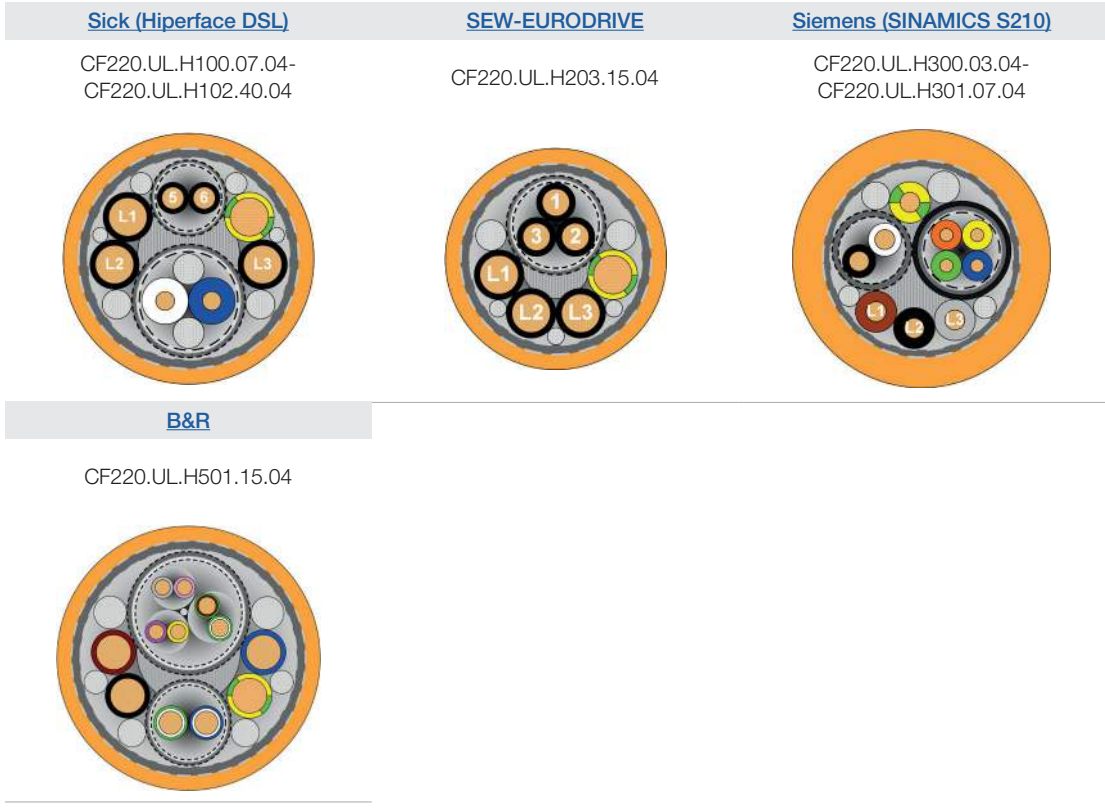
chainflex® CF220.UL.H



Hybrid servo cable (Class 4.2.2.1) ● For medium duty applications ● PVC outer jacket
 ● Shielded ● Oil-resistant ● Flame retardant



Example image
 igus® chainflex® CF220.UL.H



Garantie
 igus chainflex
36
 Monate

igus 36-month
 chainflex cable
 guarantee and
 service life
 calculator based
 on 2 billion test
 cycles per year



Data sheet

chainflex® CF220.UL.H











Hybrid servo cable (Class 4.2.2.1) ● For medium duty applications ● PVC outer jacket
 ● Shielded ● Oil-resistant ● Flame retardant



Example image

Cable structure

- 
Conductor Stranded conductor in bending-resistant version consisting of bare copper wires (following DIN EN 60228).
- 
Core insulation Mechanically high-quality, especially low-capacitance XLPE mixture.
CF220.UL.H3xx: Mechanically high-quality, especially low-capacitance TPE mixture.
- 
Core structure Power cores and control pair elements wound with a short pitch length around a high tensile strength centre element.
- 
Core identification According to Servo-Hybrid specification.
- 
Element shield Bending-resistant braiding made of tinned copper wires.
- 
Intermediate layer Foil taping over the outer layer.
- 
Overall shield Bending-resistant braiding made of tinned copper wires.
 Coverage approx. 55 % linear, approx. 80 % optical
- 
Outer jacket Low-adhesion, oil-resistant PVC mixture, adapted to suit the requirements in e-chains® (following DIN EN 50363-4-1).
Colour: Pastel orange (similar to RAL 2003)
Printing: black

„00000 m** igus chainflex CF220.UL.-.-.-① ---② 600/1000V E310776

cRUus AWM Style ③ VW-1 AWM I/II A/B 80°C ④ FT1 EAC/CTP CE UKCA

RoHS-II conform www.igus.eu +++ chainflex cable works +++

* **Length printing:** Not calibrated. Only intended as an orientation aid.
 ① / ② Cable identification according to Part No. (see technical table).
 ③ / ④ Printing of the UL Style / Voltage (see related chapter).
 Example: ... chainflex CF220.UL.H101.10.04 (4G1.0+(2x0.75)C+(2xAWG22)C)C 600/1000V ...



igus 36-month chainflex cable guarantee and service life calculator based on 2 billion test cycles per year



Data sheet

chainflex® CF220.UL.H



Hybrid servo cable (Class 4.2.2.1) ● For medium duty applications ● PVC outer jacket
● Shielded ● Oil-resistant ● Flame retardant



Example image

Dynamic information

	Bend radius	e-chain® linear flexible fixed	min. 10 x d min. 8 x d min. 5 x d
	Temperature	e-chain® linear flexible fixed	+5 °C up to +70 °C -5 °C up to +70 °C (following DIN EN 60811-504) -15 °C up to +70 °C (following DIN EN 50305)
	v max.	unsupported gliding	10 m/s 2 m/s
	a max.		50 m/s ²
	Travel distance		Unsupported travels and up to 10 m for gliding applications, Class 2

These values are based on specific applications or tests. They do not represent the limit of what is technically feasible.

Garantierte Lebensdauer gemäß Garantie-Bedingungen

Double strokes	5 million	7.5 million	10 million
Temperature, from/to [°C]	R min. [factor x d]	R min. [factor x d]	R min. [factor x d]
+5/+15	12,5	13,5	14,5
+15/+60	10	11	12
+60/+70	12,5	13,5	14,5

Minimum guaranteed service life of the cable under the specified conditions.
The installation of the cable is recommended within the middle temperature range.

















Data sheet

chainflex® CF220.UL.H



Hybrid servo cable (Class 4.2.2.1) ● For medium duty applications ● PVC outer jacket
 ● Shielded ● Oil-resistant ● Flame retardant

Eigenschaften und Zulassungen

-  **UV resistance** medium
-  **Oil resistance** Oil-resistant (following DIN EN 50363-4-1), Class 2
-  **Flame retardant** According to IEC 60332-1-2, Cable Flame, VW-1, FT1, FT2 / Horizontal Flame
-  **Silicone-free** Free from silicone which can affect paint adhesion (following PV 3.10.7 – status 1992)
-  **UL verified** Certificate No. B129699: „igus 36-month chainflex cable guarantee and service life calculator based on 2 billion test cycles per year“
-  **UL/CSA AWM** See table UL/CSA AWM for details
-  **NFPA** Following NFPA 79-2018, chapter 12.9
-  **EAC** Certificate No. RU C-DE.ME77.B.00863/20
-  **REACH** In accordance with regulation (EC) No. 1907/2006 (REACH)
-  **Bleifrei** Following 2011/65/EC (RoHS-II/RoHS-III)
-  **RoHS**
-  **Reinraum** According to ISO Class 2. The outer jacket material of this series complies with CF5.10.07 - tested by IPA according to standard DIN EN ISO 14644-1
-  **CE** Following 2014/35/EU
-  **UKCA** In accordance with the valid regulations of the United Kingdom (as at 08/2021)



igus 36-month chainflex cable guarantee and service life calculator based on 2 billion test cycles per year



Properties and approvals

UL/CSA AWM Details

Part No.	UL style core insulation	UL style outer jacket	UL Voltage Rating [V]	UL Temperature Rating [°C]
CF220.UL.H10x.xx.xx	3646 11807 (AWG22)	2570	1000	80
CF220.UL.H203.15.04	3646 11117 (HF50-0,9/2,95)	2570	1000	80
CF220.UL.H300.03.04 CF220.UL.H301.07.04	10467 11602 (AWG26)	2464	300	80
CF220.UL.H501.15.04	3646 10867 (0.14/0.25/0.75 mm²)	2570	1000	80

Example image



Data sheet

chainflex® CF220.UL.H



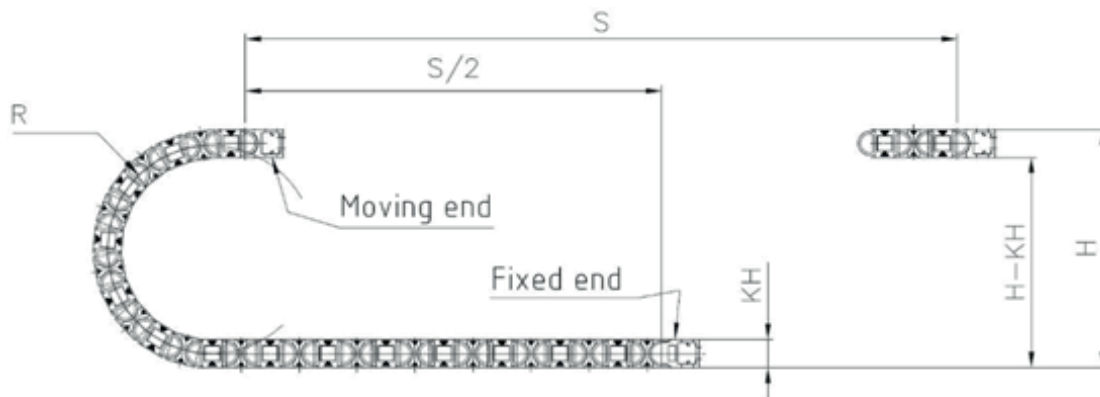
Hybrid servo cable (Class 4.2.2.1) ● For medium duty applications ● PVC outer jacket
 ● Shielded ● Oil-resistant ● Flame retardant



Example image

Typical lab test setup for this cable series

Test bend radius R	approx. 125 - 175 mm
Test travel S/S ₂	approx. 1 - 15 m
Test duration	minimum 2 - 4 million double strokes
Test speed	approx. 0.5 - 2 m / s
Test acceleration	approx. 0.5 - 1.5 m / s ²



Typical application areas

- For medium duty applications, Class 4
- Unsupported travel distances and up to 10 m for gliding applications, Class 2
- Light oil influence, Class 2
- No torsion, Class 1
- Preferably indoor applications, but also outdoor ones at temperatures > 5 °C
- Wood/stone processing, Packaging industry, supply systems, Handling, adjusting equipment



igus 36-month chainflex cable guarantee and service life calculator based on 2 billion test cycles per year



Data sheet

chainflex® CF220.UL.H



Hybrid servo cable (Class 4.2.2.1) ● For medium duty applications ● PVC outer jacket
● Shielded ● Oil-resistant ● Flame retardant

Technical tables:

Mechanical information

Art.-Nr.	Number of cores and conductor nominal cross section [mm ²]	Outer diameter (d) max. [mm]	Copper index [kg/km]	Weight [kg/km]
Sick (Hiperface DSL)				
CF220.UL.H100.07.04	(4G0.75+(2x0.34)C)+(2xAWG22)C)C	12.0	110	214
CF220.UL.H101.10.04	(4G1.0+(2x0.75)C)+(2xAWG22)C)C	12.0	133	202
CF220.UL.H101.15.04	(4G1.5+(2x0.75)C)+(2xAWG22)C)C	13.0	156	230
CF220.UL.H102.25.04	(4G2.5+(2x1.0)C)+(2xAWG22)C)C	14.5	203	348
CF220.UL.H102.40.04 ¹¹⁾	(4G4.0+(2x1.0)C)+(2xAWG22)C)C	16.5	281	434
SEW-EURODRIVE				
CF220.UL.H203.15.04	(4G1.5+(3x1.0)C)C	11.5	133	219
SINAMICS S210				
CF220.UL.H300.03.04 ⁷⁾	(4Gx0.34+(2x0.34)C)+(4xAWG26)C)C	10.0	78	139
CF220.UL.H301.07.04 ⁷⁾	(4Gx0.75+(2x0.5)C)+(4xAWG26)C)C	11.0	100	168
Heidenhain				
CF220.UL.H501.15.04	(4G1.5+(2x0.75)C)+(2x2x0.14+2x0.25)C)C	13.5	170	239

⁷⁾ Nominal voltage 300/500 V (following DIN VDE 0298-3), 300 V (following UL)

¹¹⁾ Phase-out model

Note: The given outer diameters are maximum values and may tend toward lower tolerance limits.

G = with green-yellow earth core **x** = without earth core

Electrical information

Conductor nominal cross section	Maximum conductor resistance at 20 °C (following DIN EN 50289-1-2) [Ω/km]	Maximum current rating at 30 °C (following DIN VDE 0298-4) [A]
0.34 (AWG22)	59.0	7
0.75	26.0	13
1	19.5	15
1.5	13.3	19
2.5	8.0	27
4	4.95	34

The final maximum current rating depends among other things on the ambient conditions, the type of the installation and the number of loaded cores.



igus 36-month chainflex cable guarantee and service life calculator based on 2 billion test cycles per year



Example image

Data sheet

chainflex® CF220.UL.H



Hybrid servo cable (Class 4.2.2.1) ● For medium duty applications ● PVC outer jacket
● Shielded ● Oil-resistant ● Flame retardant



Example image

Capacities

Part No.	Control cores		Power cores	
	Core/Core Capacity [approx. pF / m]	Core/Shield Capacity [approx. pF / m]	Core/Core Capacity [approx. pF / m]	Core/Shield Capacity [approx. pF / m]
Sick (Hiperface DSL)				
CF220.UL.H100.07.04	60	105	75	130
CF220.UL.H101.10.04	95	155	100	175
CF220.UL.H101.15.04	80	140	100	175
CF220.UL.H102.25.04	105	185	120	210
CF2d0.UL.H102.40.04	125	220	115	205
SEW-EURODRIVE				
CF220.UL.H203.15.04	80	140	100	175
Siemens (SINAMICS S210)				
CF220.UL.H300.03.04	60	105	85	155
CF220.UL.H301.07.04	70	130	85	155
B&R				
CF220.UL.H501.15.04	85	150	105	185



igus 36-month chainflex cable guarantee and service life calculator based on 2 billion test cycles per year



Data sheet

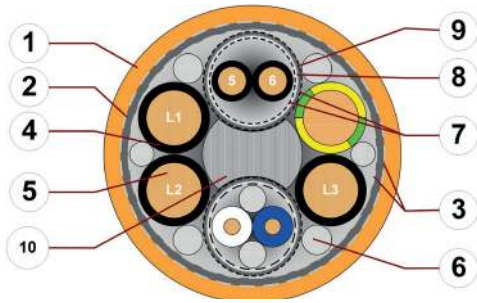
chainflex® CF220.UL.H



Hybrid servo cable (Class 4.2.2.1) ● For medium duty applications ● PVC outer jacket
 ● Shielded ● Oil-resistant ● Flame retardant

Sick (Hiperface DSL)

CF220.UL.H100.07.04-CF220.UL.H102.40.04



1. Outer jacket: Pressure extruded PVC mixture
2. Overall shield: Extremely bending-stable braid made of tinned copper wires
3. Banding: Plastic fleece
4. Core insulation: Mechanically high-quality, especially low-capacitance XLPE mixture
5. Conductor: Especially bending-resistant version consisting of bare copper wires
6. Filling: Plastic yarns
7. Element banding: Plastic foil
8. Shield foil: Aluminium-coated polyester foil
9. Element shield: Bending-resistant braiding made of tinned copper wires
10. Strain relief: Tensile stress-resistant centre element

Example image

For detailed overview please see design table

Electrical information

Bus element	Hiperface DSL
Characteristic wave impedance (following DIN EN 50289-1-11)	110 ± 10 Ω (10 MHz)
Operating capacity	45 pF/m

Nominal voltage	600/1000 V (following DIN VDE 0298-3) 1000 (following UL)
Testing voltage	4000 V (following DIN EN 50395)



igus 36-month chainflex cable guarantee and service life calculator based on 2 billion test cycles per year



Example image

igus® chainflex® CF220.UL.H

Data sheet

chainflex® CF220.UL.H



Hybrid servo cable (Class 4.2.2.1) ● For medium duty applications ● PVC outer jacket
 ● Shielded ● Oil-resistant ● Flame retardant



Sick (Hiperface DSL)

CF220.UL.H100.07.04-CF220.UL.H102.40.04

Design table

Part No.	Core group	Colour code	Core design
CF220.UL.H100.07.04	4G0.75	3 black cores with white printing: 1. Core: U/L1/C/L+ 2. Core: V/L2 3. Core: W/L3/D/L- followed by one green-yellow core	
	(2x0.34)C	2 black cores with white numbers 5 & 6	
	(2xAWG22)C	one core each in white and blue	
CF220.UL.H101.10.04	4G1.0	3 black cores with white printing: 1. Core: U/L1/C/L+ 2. Core: V/L2 3. Core: W/L3/D/L- followed by one green-yellow core	
	(2x0.75)C	2 black cores with white numbers 5 & 6	
	(2xAWG22)C	one core each in white and blue	
CF220.UL.H101.15.04	4G1.5	3 black cores with white printing: 1. Core: U/L1/C/L+ 2. Core: V/L2 3. Core: W/L3/D/L- followed by one green-yellow core	
	(2x0.75)C	2 black cores with white numbers 5 & 6	
	(2xAWG22)C	one core each in white and blue	
CF220.UL.H102.25.04	4G2.5	3 black cores with white printing: 1. Core: U/L1/C/L+ 2. Core: V/L2 3. Core: W/L3/D/L- followed by one green-yellow core	
	(2x1.0)C	2 black cores with white numbers 5 & 6	
	(2xAWG22)C	one core each in white and blue	
CF220.UL.H102.40.04	4G4.0	3 black cores with white printing: 1. Core: U/L1/C/L+ 2. Core: V/L2 3. Core: W/L3/D/L- followed by one green-yellow core	
	(2x1.0)C	2 black cores with white numbers 5 & 6	
	(2xAWG22)C	one core each in white and blue	



igus 36-month chainflex cable guarantee and service life calculator based on 2 billion test cycles per year



Example image

Data sheet

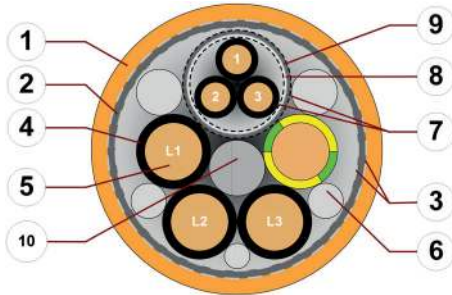
chainflex® CF220.UL.H



Hybrid servo cable (Class 4.2.2.1) ● For medium duty applications ● PVC outer jacket
 ● Shielded ● Oil-resistant ● Flame retardant

SEW-EURODRIVE

CF220.UL.H203.15.04



1. Outer jacket: Pressure extruded PUR mixture
2. Overall shield: Extremely bending-stable braid made of tinned copper wires
3. Banding: Plastic fleece
4. Core insulation: Mechanically high-quality, especially low-capacitance XLPE mixture
5. Conductor: Especially bending-resistant version consisting of bare copper wires
6. Filling: Plastic yarns
7. Element banding: Plastic foil
8. Shield foil: Aluminium-coated polyester foil
9. Element shield: Bending-resistant braiding made of tinned copper wires
10. Strain relief: Tensile stress-resistant centre element

Example image

For detailed overview please see design table

Electrical information

Coaxial element	SEW-EURODRIVE MOVILINK® DDI
Characteristic wave impedance (following DIN EN 50289-1-11)	50 ± 5 Ω (200 MHz)
Operating capacity	100 pF/m (800 kHz)

Nominal voltage	600/1000 V (following DIN VDE 0298-3) 1000 V (following UL)
Testing voltage	4000 V (following DIN EN 50395)

Design table

Part No.	Core group	Colour code	Core design
CF220.UL.H203.15.04 (SEW-EURODRIVE Kabeltyp E/1,5)	4G1.5	3 black cores with white printing: 1. Core: U/L1/C/L+ 2. Core: V/L2 3. Core: W/L3/D/L- followed by one green-yellow core	
	(3x1.0)C	3 black cores with white numbers 1 - 3	



igus 36-month
chainflex cable
guarantee and
service life
calculator based
on 2 billion test
cycles per year



Example image
igus® chainflex® CF220.UL.H

Data sheet

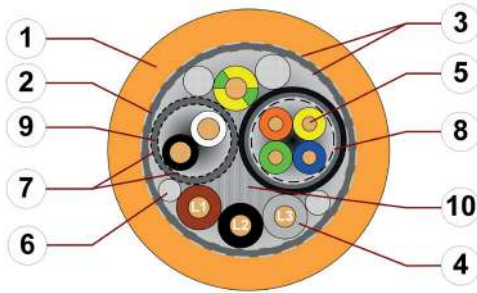
chainflex® CF220.UL.H



Hybrid servo cable (Class 4.2.2.1) ● For medium duty applications ● PVC outer jacket
● Shielded ● Oil-resistant ● Flame retardant

Siemens (SINAMICS S210)

CF220.UL.H300.03.04-CF220.UL.H301.07.04



1. Outer jacket: Pressure extruded PUR mixture
2. Overall shield: Extremely bending-stable braid made of tinned copper wires
3. Banding: Plastic fleece
4. Core insulation: Mechanically high-quality, especially low-capacitance TPE mixture
5. Conductor: Especially bending-resistant version consisting of bare copper wires
6. Filling: Plastic yarns
7. Element banding: Plastic foil
8. Shield foil: Aluminium-coated polyester foil
9. Element shield: Bending-resistant braiding made of tinned copper wires
10. Strain relief: Tensile stress-resistant centre element

Example image

For detailed overview please see design table

Electrical information

Bus element	SINAMICS S210
Characteristic wave impedance (following DIN EN 50289-1-11)	100 ± 15 Ω (1-10 MHz)
Operating capacity	50 pF/m

Nominal voltage	300/500 V (following DIN VDE 0298-3) 300 V (following UL)
Testing voltage	2000 V (following DIN EN 50395)

Design table

Part No.	Core group	Colour code	Core design
CF220.UL.H300.03.04	4G0.34	one core each in grey, black and brown: 1. Core: U/L1/C/L+ 2. Core: V/L2 3. Core: W/L3/D/L- followed by one green-yellow core	
	(2x0.34)C	one core each in black and white	
	(4xAWG26)C	one core each in yellow, blue, green and orange	
CF220.UL.H301.07.04	4G0.75	one core each in grey, black and brown: 1. Core: U/L1/C/L+ 2. Core: V/L2 3. Core: W/L3/D/L- followed by one green-yellow core	
	(2x0.5)C	one core each in black and white	
	(4xAWG26)C	one core each in yellow, blue, green and orange	



igus 36-month chainflex cable guarantee and service life calculator based on 2 billion test cycles per year



Example image

igus® chainflex® CF220.UL.H

Data sheet

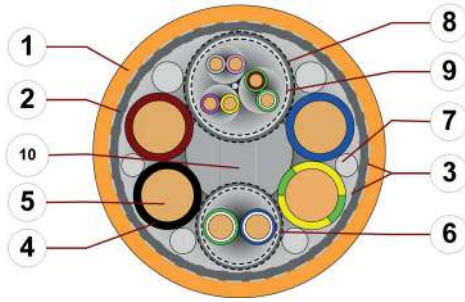
chainflex® CF220.UL.H



Hybrid servo cable (Class 4.2.2.1) ● For medium duty applications ● PVC outer jacket
 ● Shielded ● Oil-resistant ● Flame retardant

B&R

CF220.UL.H501.15.04



1. Outer jacket: Pressure extruded PUR mixture
2. Overall shield: Extremely bending-stable braid made of tinned copper wires
3. Banding: Plastic fleece
4. Core insulation: Mechanically high-quality, especially low-capacitance XLPE mixture
5. Conductor: Especially bending-resistant version consisting of bare copper wires
6. Filling: Plastic yarns
7. Element banding: Plastic foil
8. Shield foil: Aluminium-coated polyester foil
9. Element shield: Bending-resistant braiding made of tinned copper wires
10. Strain relief: Tensile stress-resistant centre element

Example image

For detailed overview please see design table

Electrical information

- Nominal voltage** 600/1000 V (following DIN VDE 0298-3)
1000 V (following UL)
- Testing voltage** 4000 V (following DIN EN 50395)

Design table

Part No.	Core group	Colour code	Core design
CF220.UL.H501.15.04	4G1.5	one core each in black, brown, blue, followed by one green-yellow core	
	(2x0.75)C	one core each in white-blue and white-green	
	2x2x0.14	2 pairs in pink/grey and yellow/violet	
	2x0.25	one core each in brown-green and white-green	



igus 36-month chainflex cable guarantee and service life calculator based on 2 billion test cycles per year



Example image

igus® chainflex® CF220.UL.H