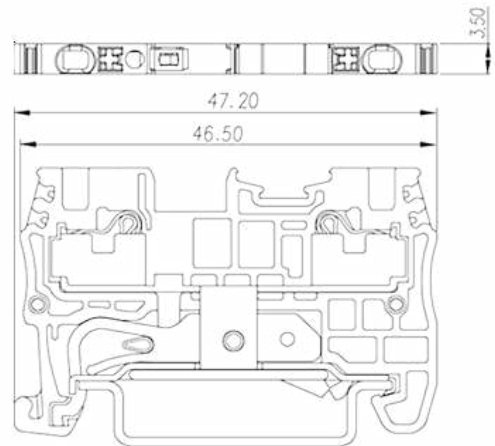



# DP1.5-PE

DIN Rail Terminal Blocks &gt; Push-in Design

Date:2020-08-04Version:1.1



The web catalog is for reference only. Dinkle remains the right of product modification and engineering change of the design. The final product is made according to engineering drawing.

## Product Description

300V, Green-Yellow (default)

## General information

Short description	DIN Rail terminal blocks, Push-in design Terminal Block
Category	Push-in Design Terminal Block
Color	Green-Yellow (default)
Connection method	Grounding Terminal Block
Type of locking	Rail Mounting
Length (mm)	3.5
Width (mm)	47.2
Height (mm)	30.6
Level	Single level
Connection points	2

## Material information

Insulation material	PA
Insulation material group	I
Flame retardant rating , compliant with UL94	V0
Insulation resistance	□500MΩ at DC 500V

## Connection data-IEC

Rated voltage (V)	500
Rated impulse voltage (III/3)(KV)	6
Conductor cross section solid. min (mm <sup>2</sup> )	0.14
Conductor cross section solid.max (mm <sup>2</sup> )	1.5
Conductor cross section stranded. min (mm <sup>2</sup> )	0.14
Conductor cross section stranded. max (mm <sup>2</sup> )	1.5
Conductor cross section flexible, with min ferrule without plastic sleeve (mm <sup>2</sup> )	0.14
Conductor cross section flexible, with max ferrule without plastic sleeve (mm <sup>2</sup> )	1.5
Conductor cross section flexible, with min ferrule with plastic sleeve (mm <sup>2</sup> )	0.14
Conductor cross section flexible, with max ferrule with plastic sleeve (mm <sup>2</sup> )	1
Slotted screwdriver size (Blade thickness x Width)(mm)	0.4X2.5
Stripping Length (mm)	8
Mounting rail	TS-35
End cover plate required	YES
Grounding connections	YES

## Connection data-UL

Rated voltage (UL/CUL Group B)(V)	300
Min. solid wire connection (AWG) acc. to UL/CUL	26
Max. solid wire connection AWG acc. to UL/CUL	14
Min. stranded wire connection AWG acc. to UL/CUL	26
Max. stranded wire connection AWG acc. to UL/CUL	14

## Environment & Safety

Back of the hand protection (YES or NO)	YES
Finger protection (YES or NO)	YES
Operating temperature. max (°C)	120
Operating temperature. min (°C)	-40

## UL Recognized

Wire Range (Group B)(AWG)	26~14
---------------------------	-------

Rated voltage (Group B)(V)	300
Wire Range (Group C)(AWG)	26~14
Rated voltage (Group C)(V)	300

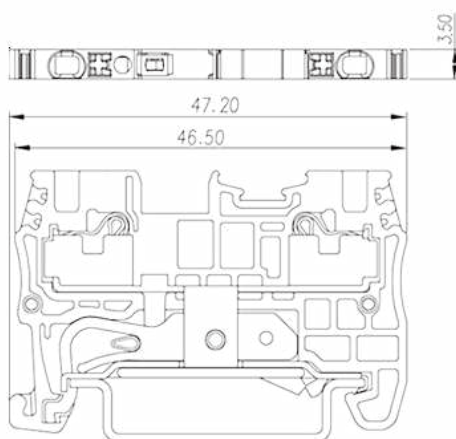
### CUL Recognized

Wire Range (Group B)(AWG)	26~14
Rated voltage (Group B)(V)	300
Wire Range (Group C)(AWG)	26~14
Rated voltage (Group C)(V)	300

### VDE Approval

Wire Range (mm <sup>2</sup> )	0.14~1.5
Rated voltage (V)	500

### Drawings



### Approvals

