

NOTES:

1 - MATERIAL:

- HOUSING : LCP 30% GLASS FILLED, UL94 V-0. COLOUR: BLACK
- TERMINAL: COPPER ALLOY. PLATED WITH:  
 PLATING 6: POST PLATE 0.00005 MIN GOLD FLASH OVER  
 0.00100 MIN. PALLADIUM-NICKEL IN CONTACT AREA,  
 0.00190 PURE TIN IN TAIL AREA,  
 BOTH OVER 0.00127 MIN. NICKEL OVERALL.

2 - RECOMMENDED PRINTED CIRCUIT BOARD THICKNESS: 1.57

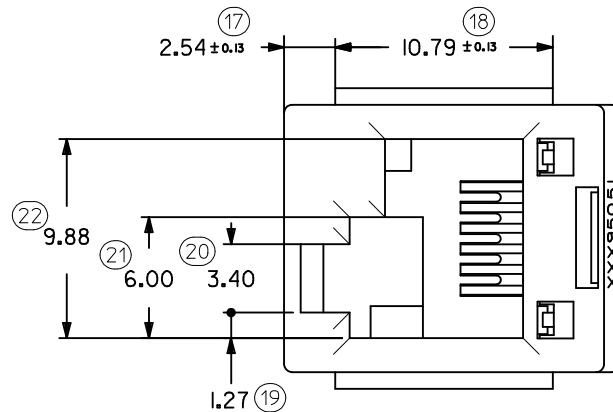
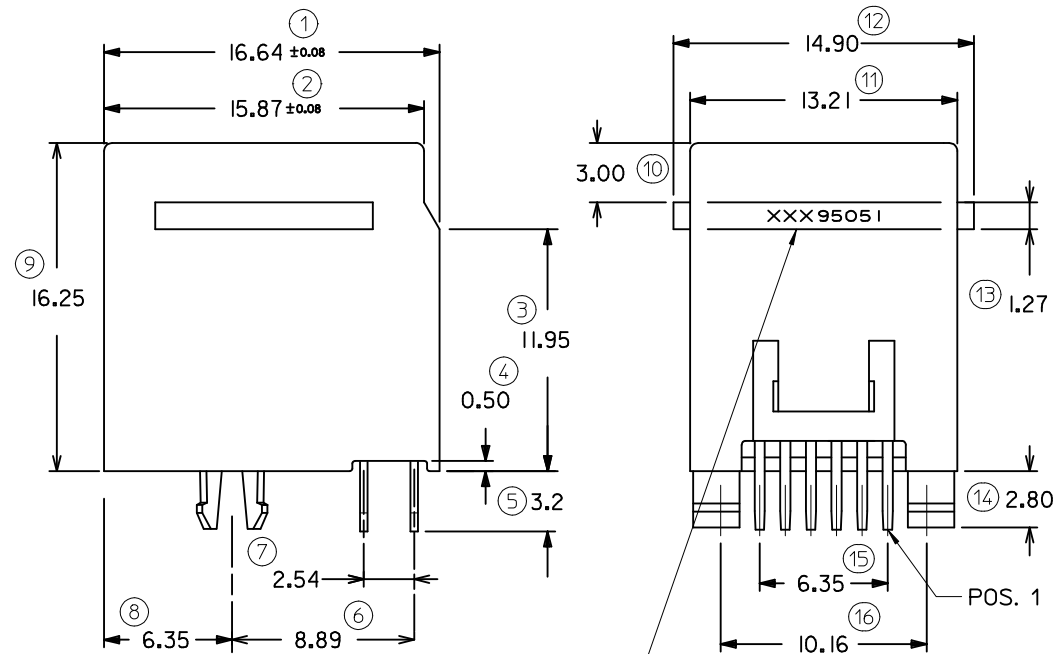
3 - FOR USE WITH UNCENTERED LATCH PLUG.

4 - PRODUCT SPECIFICATION: PS-95522-002

5 - LOGO MAY BE MXF, MG OR MXI

6 - PACKAGING SPECIFICATION: TRAY - PK-95051-001, SHT 1.  
 TUBE - PK-95022, SHT 2.

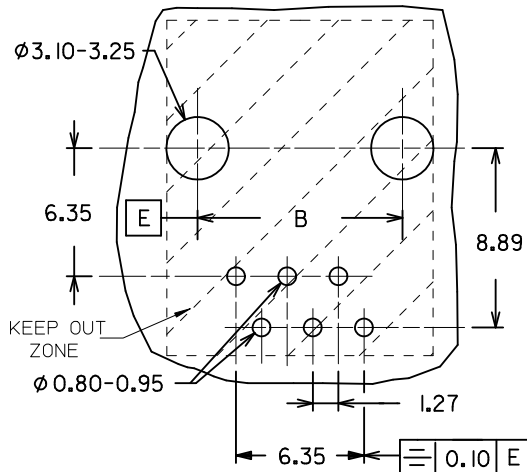
LAST INSPECTION NUMBER: 22



SEE NOTE 5

PART No.	PLATING	PACKAGING TYPE
95551-7667	6	TRAY
95551-7677	6	TUBE

MOUNTING HOLE PATTERNS  
(VIEW FROM COMPONENT SIDE)



ALL DIMENSIONS REF DIMENSIONS

ADDED PLATING OPTION EC NO: E2012-0040 DRWN: JOCONNOR 2011/04/07 CHKD: APPR: EFOLAN 2011/10/13	QUALITY SYMBOLS	GENERAL TOLERANCES (UNLESS SPECIFIED)	DIMENSION STYLE	SCALE	DESIGN UNITS	THIRD ANGLE PROJECTION	
	▽=0 ∇=0	mm INCH 4 PLACES ± --- ± --- 3 PLACES ± --- ± --- 2 PLACES ± 0.25 ± --- 1 PLACE ± 0.35 ± --- ANGULAR ± 1/2°	MM ONLY	4:1	METRIC		
			DRAWN BY: PD DATE: 89/06/12	TITLE: HIGH PROFILE TOP ENTRY JACK			
			CHECKED BY: CB DATE: 89/06/12	APPROVED BY: EFOLAN DATE: 2010/04/30			
		DRAFT WHERE APPLICABLE MUST REMAIN WITHIN DIMENSIONS	MATERIAL NO. SEE CHART		DOCUMENT NO. SD-95551-001		
			SHEET NO. 1 OF 1				
			THIS DRAWING CONTAINS INFORMATION THAT IS PROPRIETARY TO MOLEX INCORPORATED AND SHOULD NOT BE USED WITHOUT WRITTEN PERMISSION				