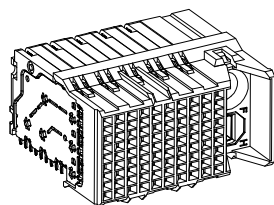

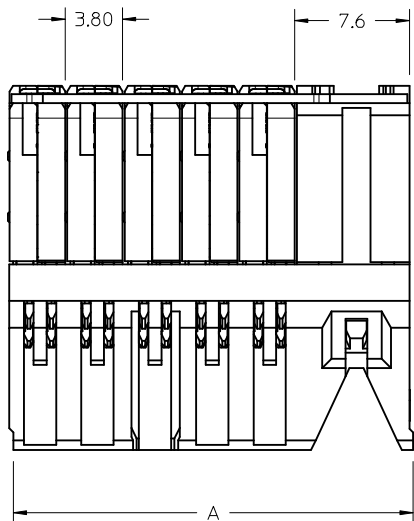


MATERIAL NUMBER	# OF COLUMNS	# OF DIFF PAIR	DIM "A" MAX	DIM "B"	PTH ϕ
171180-5**0	10	30	26.60	17.10	0.39 ± 0.05
171180-5**4	14	42	34.20	24.70	
171180-5**6	16	48	38.00	28.50	

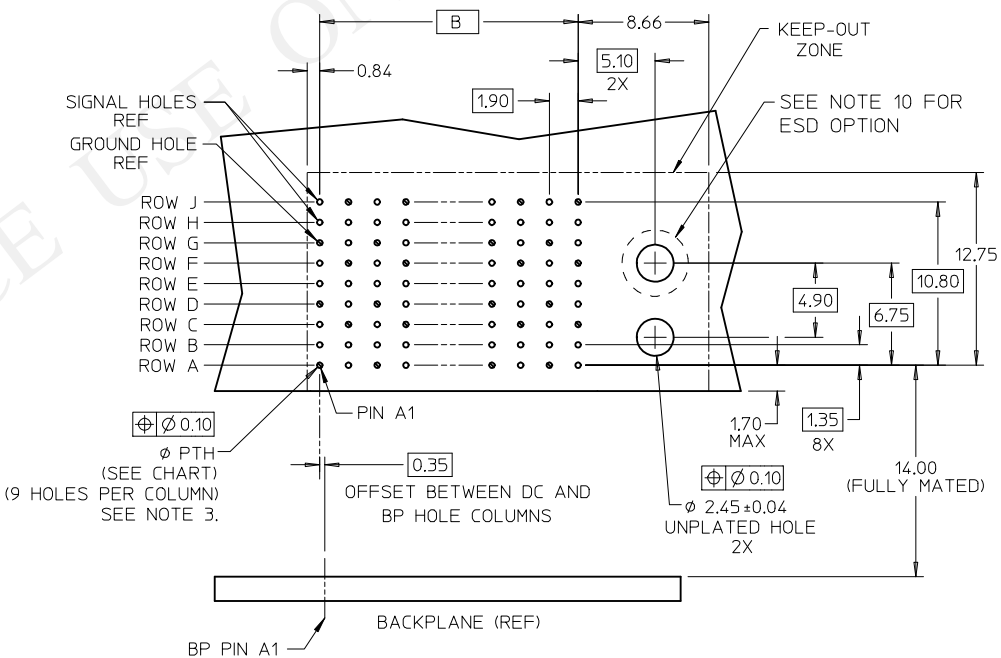
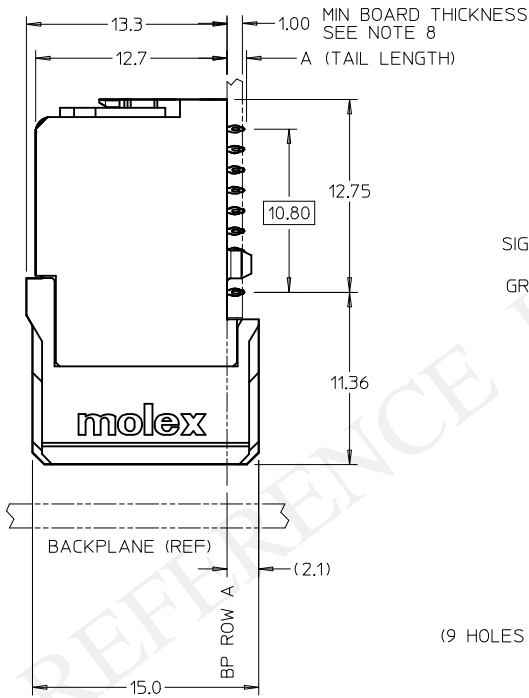


NOTES:

- MATERIALS: HOUSING - LIQUID CRYSTAL POLYMER (LCP), GLASS-FILLED, UL94V-0
TERMINALS - HIGH PERFORMANCE COPPER ALLOY
- FINISH: 304N MIN SELECTIVE GOLD IN CONTACT AREA, SELECTIVE TIN ON PCB TAILS. NICKEL OVERALL.
- REFER TO MOLEX PRODUCT SPEC PS-76060-999 FOR PERFORMANCE SPECIFICATIONS AND ADDITIONAL PCB INFORMATION.
- EACH SIGNAL WAFER COLUMN CONTAINS A SHIELD.
- PRODUCT IS PACKAGED PER PK-70873-591.
- THIS PART CONFORMS TO CLASS B REQUIREMENTS OF COSMETIC SPEC PS-45499-002.
- REFER TO MOLEX SALES DRAWING SD-76165-003 FOR THE MATING HEADERS.
- WHEN USING MOLEX SUPPLIED #2-32 SCREW 73726-0005 (7.62mm $\pm 0.38/-0.76$ THREADABLE SCREW LENGTH), THE MAXIMUM BOARD THICKNESS IS 1.9 mm TO 2.5 mm.
- REFER TO MOLEX PCB ROUTING GUIDE AS-76060-990 FOR THE ANTI PAD AND ROUTING RECOMMENDATIONS.
- FOR GROUNDED GUIDE MODULES USE $\phi 2.45 \pm 0.10$ (PTH), $\phi 2.58$ (DRILL) AND $\phi 4.50$ (PAD), AT THIS LOCATION ONLY.



KEY SHOWN
IN POSITION "G"



DAUGHTERCARD HOLE PATTERN
(CONNECTOR SIDE)

171180-5***

- MODULE & TAIL PLATING TYPE
5 = RIGHT GUIDED LEAD-FREE
- POLARIZATION KEY ORIENTATION
0 = NO KEY
1 = A 5 = E
2 = B 6 = F
3 = C 7 = G
4 = D 8 = H
- # OF COLUMNS
20 = 10 COL 0.39 PTH
24 = 14 COL 0.39 PTH
26 = 16 COL 0.39 PTH
50 = 10 COL 0.39 PTH, W/ESD CLIP
54 = 14 COL 0.39 PTH, W/ESD CLIP
56 = 16 COL 0.39 PTH, W/ESD CLIP

REV	DESCRIPTION	QUALITY SYMBOLS	GENERAL TOLERANCES (UNLESS SPECIFIED)		DIMENSION STYLE		SCALE	DESIGN UNITS	THIRD ANGLE PROJECTION
			mm	INCH	MM ONLY	DATE	METRIC	DATE	
1	PRELIMINARY EC NO: UCP2013-2831 DRWN: MCARRANZA 2013/01/11 CHKD: APPR: MCARRANZA 2013/01/11		4 PLACES	± 0.13	mm	DATE	4:1	METRIC	THIRD ANGLE PROJECTION
			3 PLACES	± 0.25	INCH	DATE			
			2 PLACES	± 0.25		DATE			
			1 PLACE	± 0.25		DATE			
			0 PLACE	\pm		DATE			
			ANGULAR $\pm 1/2^\circ$			DATE			
			DRAFT WHERE APPLICABLE MUST REMAIN WITHIN DIMENSIONS			DATE			
			SEE TABLE			DATE			
			MATERIAL NO.			DATE			
			DOCUMENT NO.			DATE			
			SD-171180-0004			DATE			
			SHEET NO.			DATE			
			1 OF 1			DATE			

IMPACT XTR DAUGHTERCARD
3 PAIR SIGNAL MODULE
GUIDE RIGHT SALES DWG

molex

SD-171180-0004

THIS DRAWING CONTAINS INFORMATION THAT IS PROPRIETARY TO MOLEX INCORPORATED AND SHOULD NOT BE USED WITHOUT WRITTEN PERMISSION