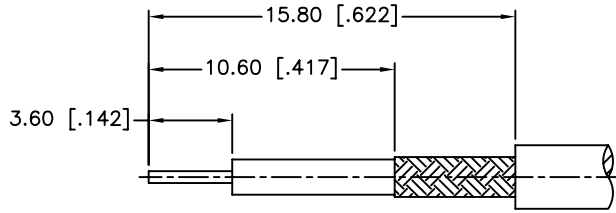
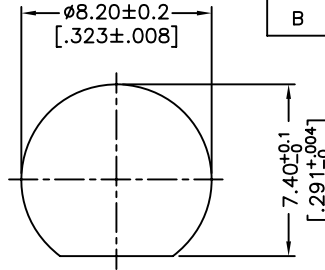


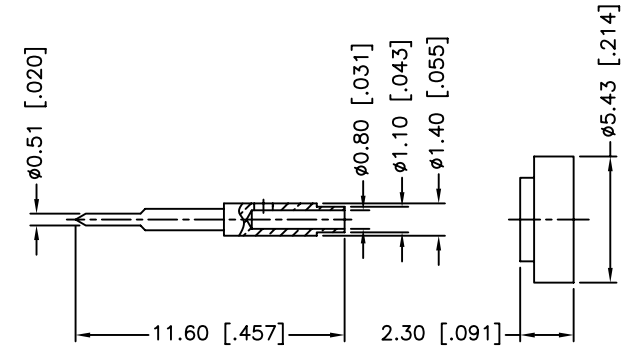
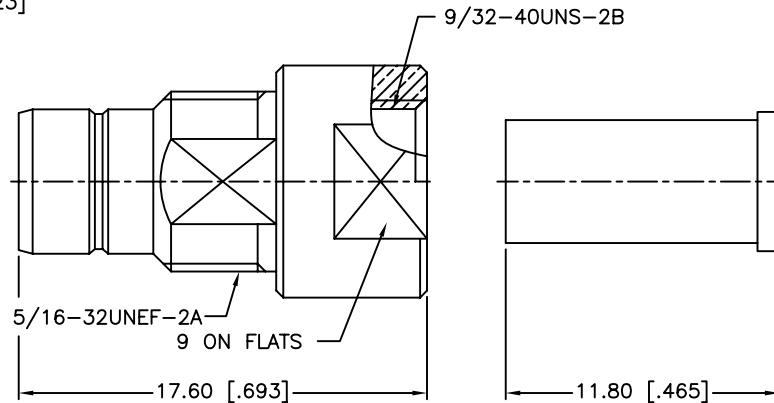
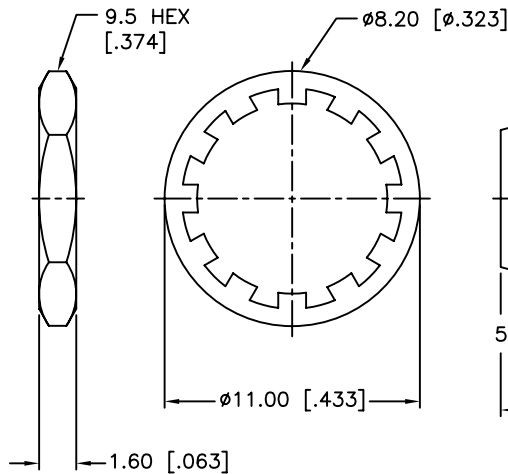
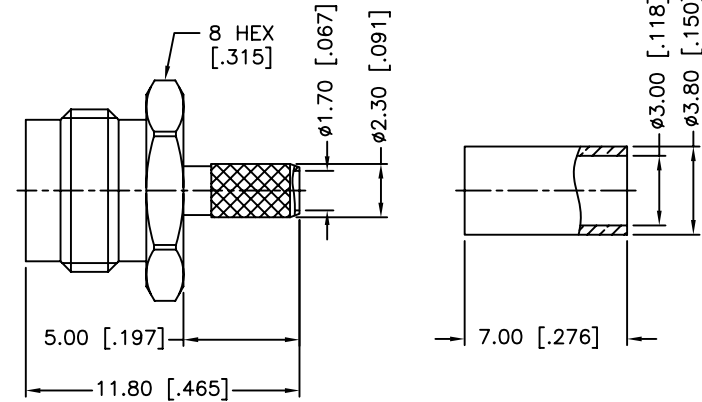
REV.	DATE	ECR NO.	DESCRIPTION
NC	04/05/00	XXXXXX	INITIAL RELEASE
A	06/14/00	XXXXXX	CHANGE PLATING TO GOLD
B	11/07/12	2404	UPDATE DRAWING FORMAT



RECOMMENDED
CABLE STRIPPING DIM'S



RECOMMENDED
MOUNTING HOLE



1. IMPEDANCE: 75 OHM
2. FREQUENCY RANGE: DC 0-4 GHz
3. VSWR(RETURN LOSS): 1.3, MAX.
4. INSERTION LOSS: 0.3 dB, MAX.
5. DIELECTRIC WITHSTANDING VOLTAGE: 900 VRMS, MIN.
6. DURABILITY: 500 CYCLES MIN.
7. TEMPERATURE RANGE: -55°C TO +165°C
8. CRIMPED FERRULE
HEX CRIMP SIZE .128"
9. CONTACT PIN TO SOLDER
10. MAX. PANEL THICKNESS=2.4mm

QTY	DESCRIPTION	MATERIAL	FINISH
8	HEX NUT	BRASS	GOLD
7	LOCK WASHER	BRASS	GOLD
6	FERRULE	COPPER	GOLD
5	BARREL	BRASS	GOLD
4	INSULATOR	PTFE	NATURAL
3	CONTACT PIN	BRASS	GOLD
2	INSULATOR	PTFE	NATURAL
1	BODY	BRASS	GOLD

UNLESS OTHERWISE SPECIFIED DIMENSIONS ARE IN MILLIMETERS. DIMENSIONS IN [] ARE IN INCHES AND FOR CUSTOMER REFERENCE ONLY.

UNLESS OTHERWISE SPECIFIED TOLERANCES FOR MILLIMETERS ARE:
0.5 - 8mm ± 0.20mm
8 - 30mm ± 0.40mm
30 - 120mm ± 0.50mm

UNLESS OTHERWISE SPECIFIED TOLERANCES FOR INCHES ARE:
.020 - .315 = ± 0.007"
.315 - 1.180 = ± 0.015"
1.180 - 4.724 = ± 0.020"

DO NOT SCALE DRAWING

APPROVALS	DATE
DRAWN M.ZHANG	11/07/12
CHECKED	
ISSUED	
SHEET 1 OF 1	
CAD FILE C:/CONNEX/142111.DWG	

Amphenol Connex

PART DESCRIPTION			
SMZ BULKHEAD CRIMP JACK (FOR RG-179/U, 187A/U CABLE)			
PART NO.		142111	
DWG. NO.	142111.DWG	REV.	B
SIZE	A	SCALE	NA