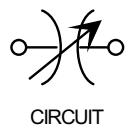
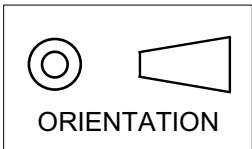


This drawing is the property of Tusonix, Inc., and may not be used, reproduced, published or disclosed to others without expressed authorization by Tusonix Inc.

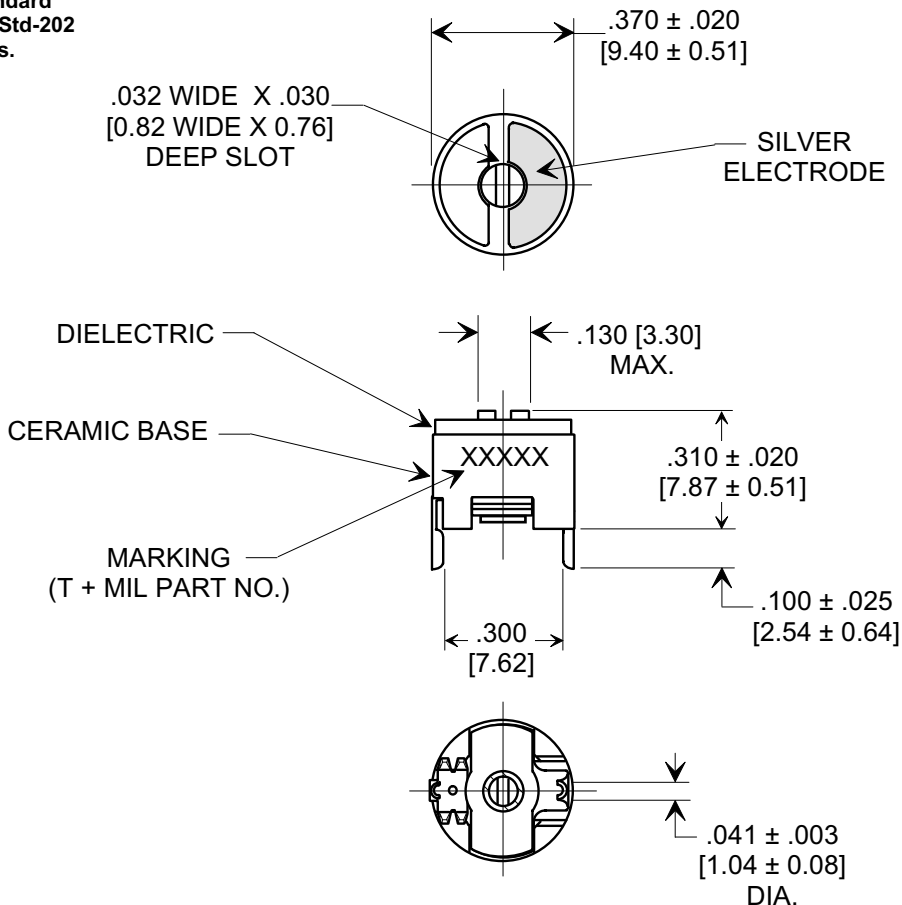
### MARKETING SALES DRAWING

**DIMENSIONS IN INCHES - DO NOT SCALE THIS DRAWING**  
**DIMENSIONS IN METRIC - [ ]**

ALL METAL PARTS SILVER PLATED

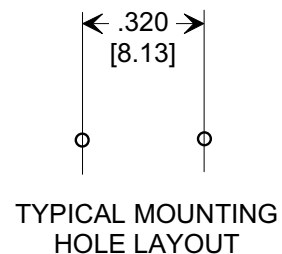


**Electrical Testing**  
 per Tusonix standard  
 test plans and Mil-Std-202  
 Test Methods.



### SPECIFICATIONS

TUSONIX STYLE	538-054
Capacitance Range:	2.5 - 11 pF
Capacitance Tolerance:	MIN: +0% , MAX: -0, +50%
Temperature Characteristic:	DIELECTRIC CODE B
Working Voltage:	350 VDC AT + 85°C
Operating Temperature Range:	-55°C TO + 125°C
To MIL - C - 81/4E CV31B110	



X-2015 Rev-0

REVISION RECORD Original Release C.O. ECO-669	<b>A</b>	TOLERANCES unless otherwise specified 2 PLC. DECIMAL ± $\frac{\quad}{\quad}$ 3 PLC. DECIMAL ± .010 [0.25]	Title		<b>CERAMIC TRIMMER</b>		
			ANGLES ± $\frac{\quad}{\quad}$	Drawn	L.E. 04-16-09	Scale	2 X
			<b>TUSONIX</b>		Approved	R.L. 04-16-09	
			TUCSON, ARIZONA		<b>A</b>	<b>538-054 B 2.5 - 11</b>	