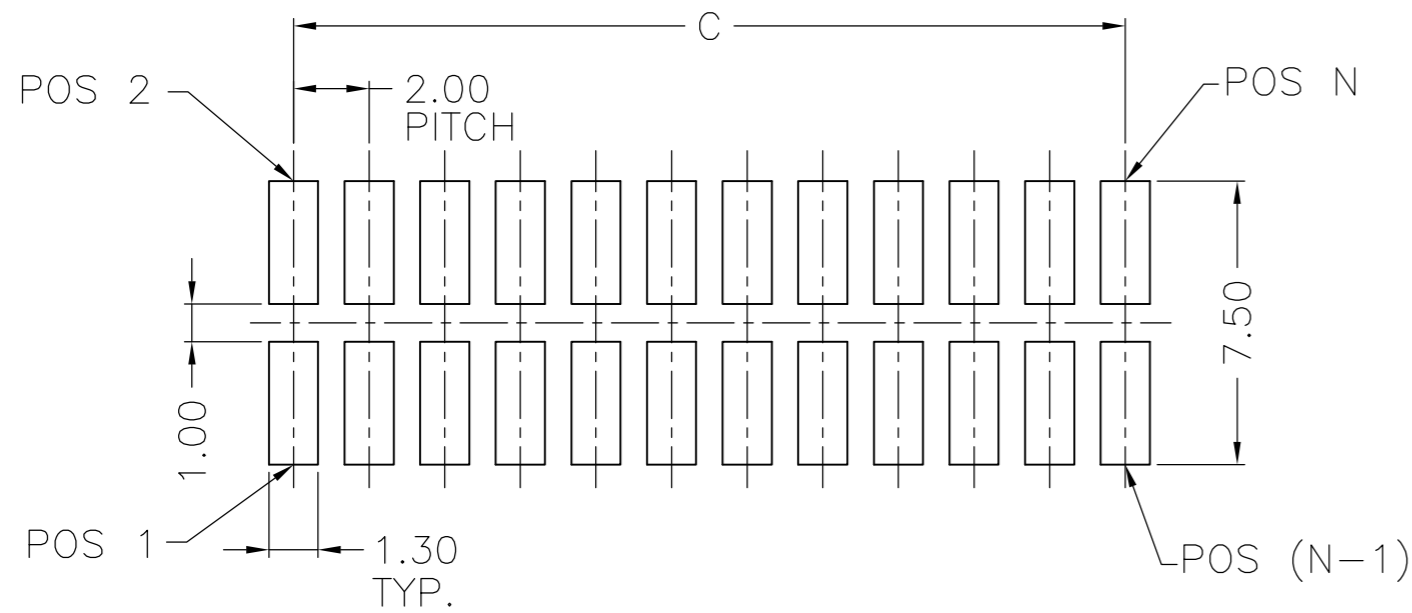
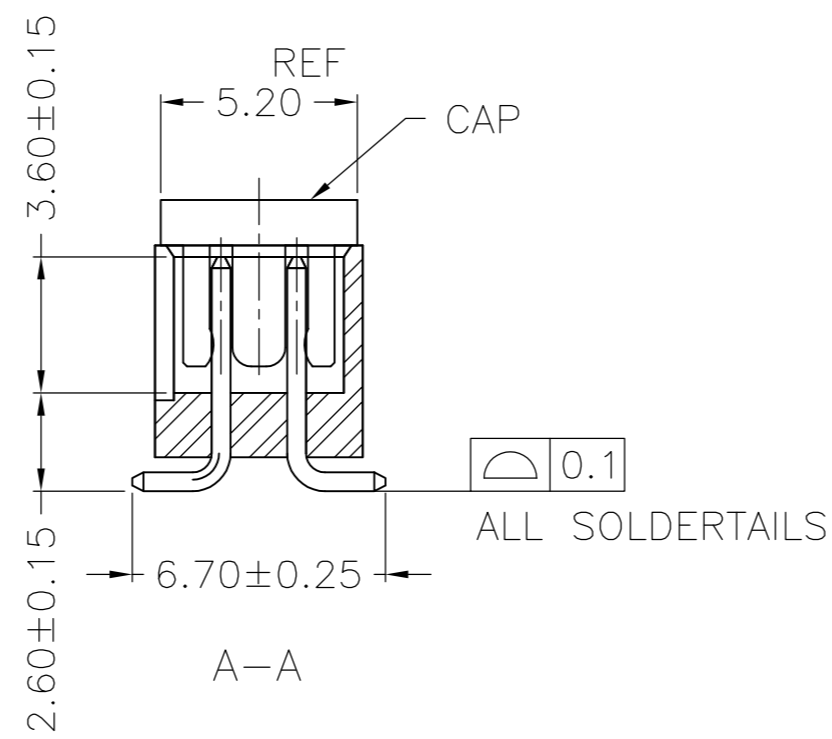
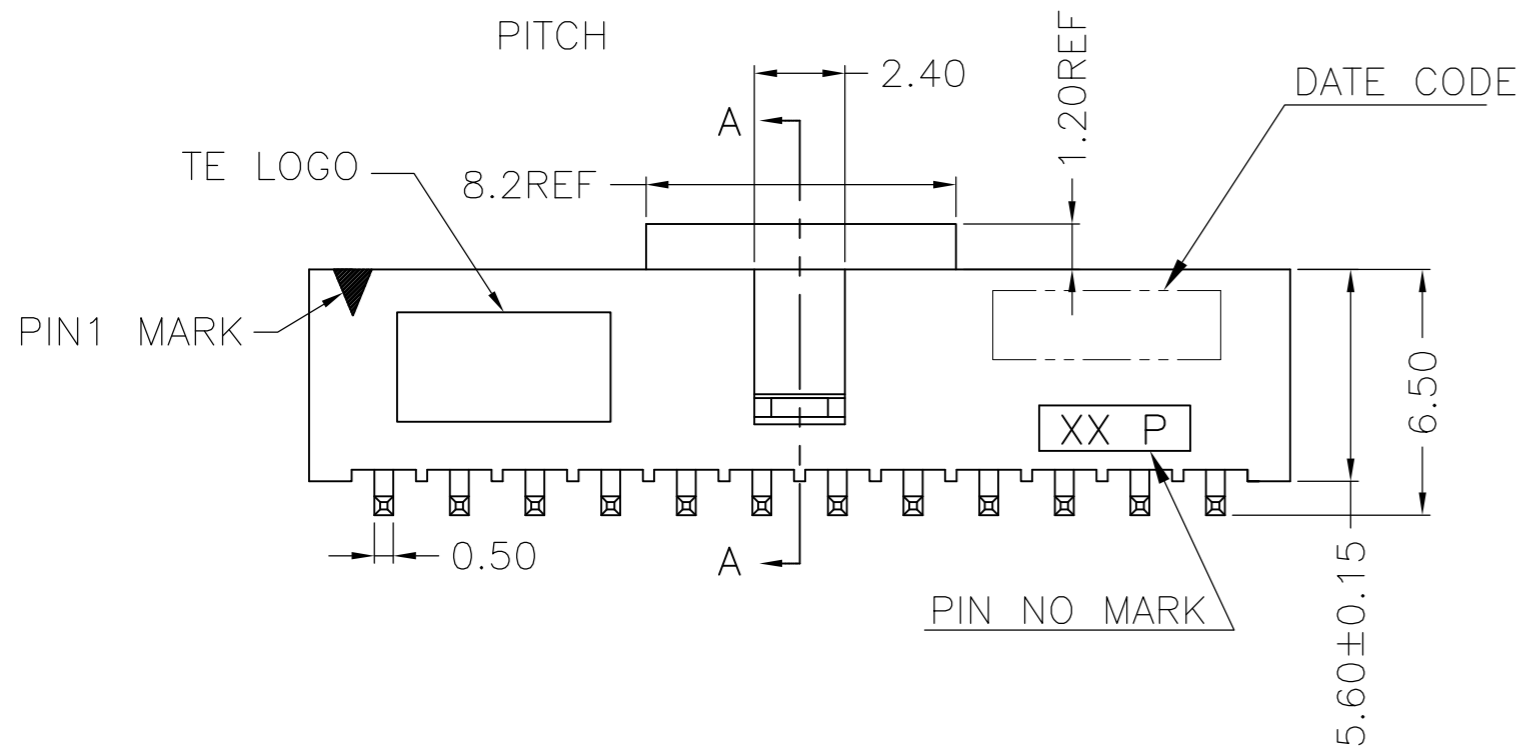
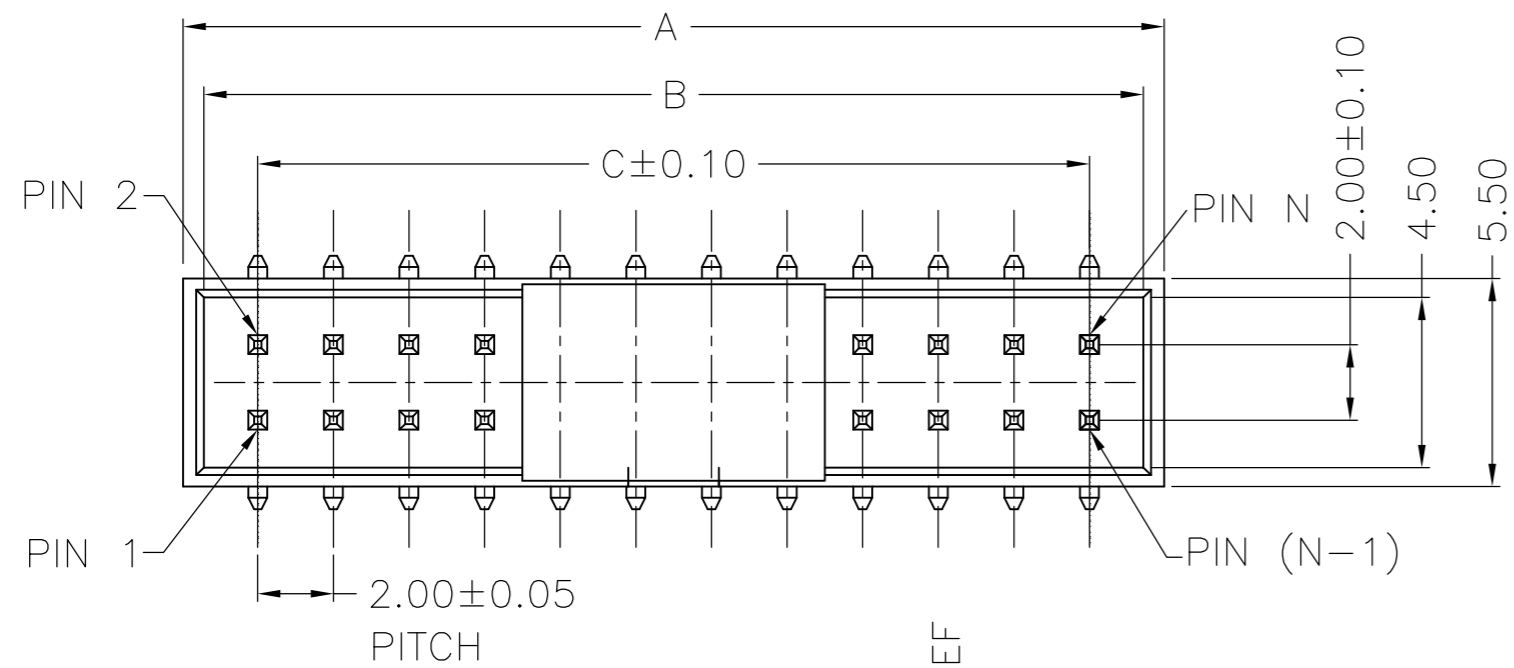


THIS DRAWING IS UNPUBLISHED. RELEASED FOR PUBLICATION  
 © COPYRIGHT - By - ALL RIGHTS RESERVED.

LOC		DIST		REVISIONS			
P	LTR	DESCRIPTION		DATE	DWN	APVD	
B1		REVISED PER ECO-13-012238		31JUL2013	KH	JO	



RECOMMENDED PCB LAYOUT  
 TOLERANCE ±0.05

NOTE:

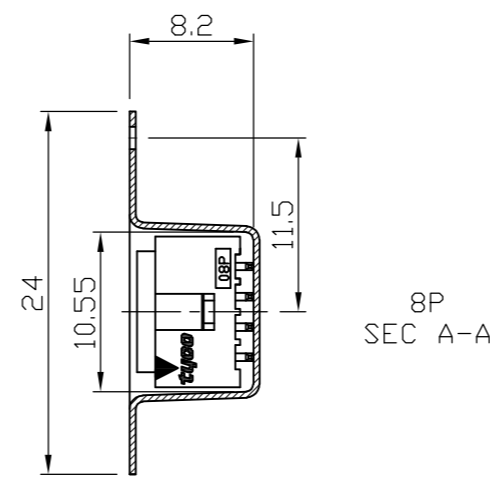
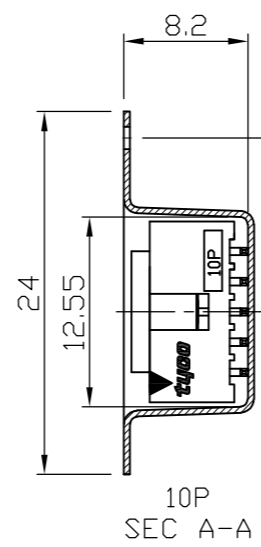
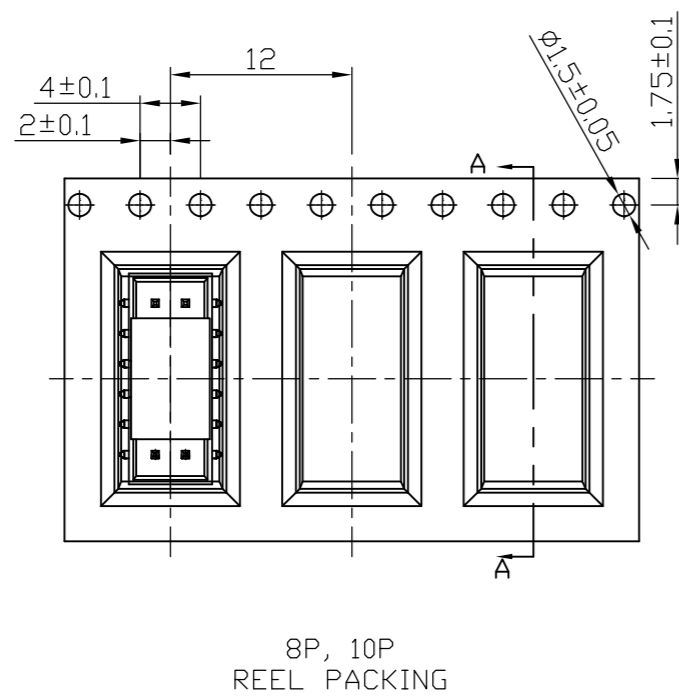
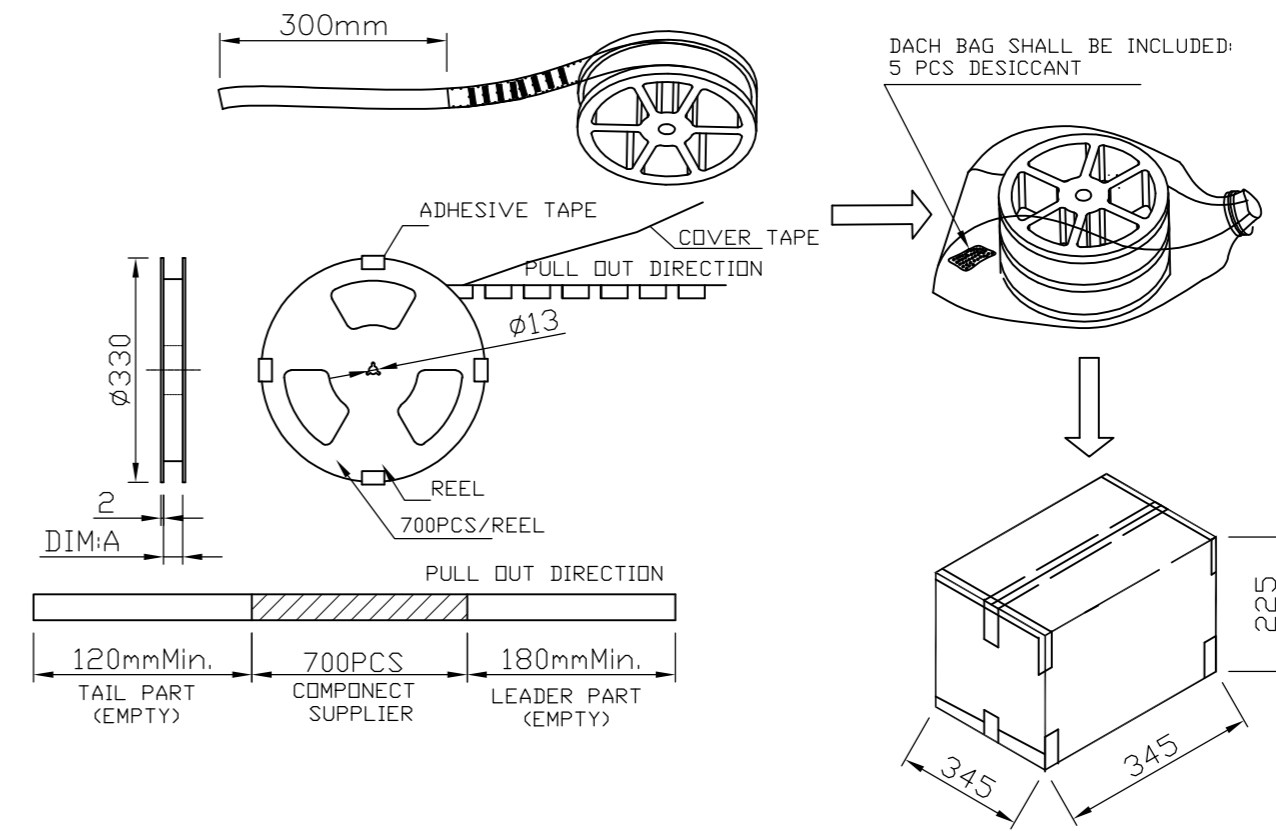
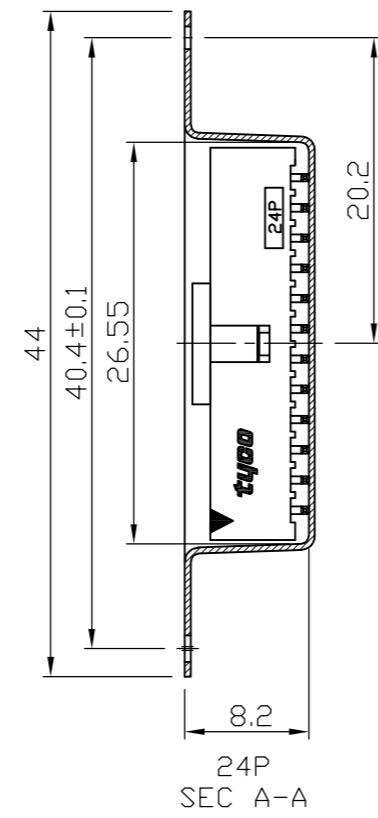
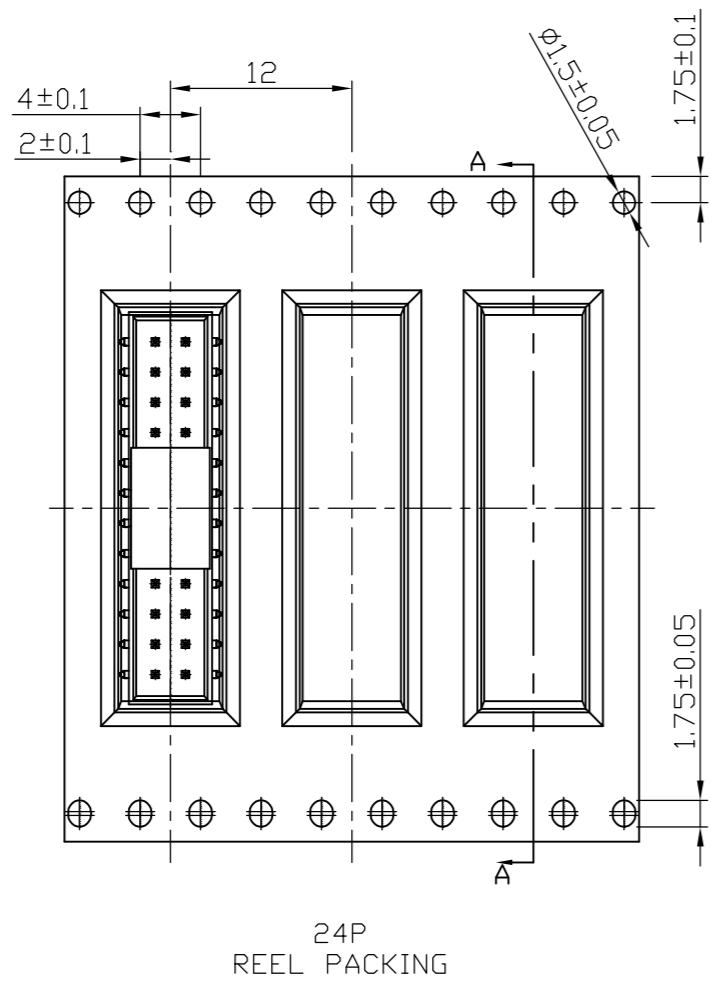
- MATERIAL:  
 HOUSING: PA9T (NYLON 9T), UL 94V-0, COLOR: BLACK.  
 CONTACT: PHOSPHOR BRONZE  
 CAP: PA6T (NYLON 6T), UL 94V-0, COLOR: BLACK.
- FINISH:  
 CONTACT: Au 0.762um [30u"] MIN. AT THE CONTACT AREA.  
 MATTE Tin 2.54um [100u"] MIN. AT THE SOLDER TAIL AREA.  
 Ni 1.27 um [50u"] MIN. UNDER PLATED ALL OVER
- REFLOW SOLDER CAPABLE TO 260°C PER TE TEST SPEC. 109-201, CONDITION B.

48.0	50.85	51.95	50	5-2041068-0
46.0	48.85	49.95	48	4-2041068-8
44.0	46.85	47.95	46	4-2041068-6
42.0	44.85	45.95	44	4-2041068-4
40.0	42.85	43.95	42	4-2041068-2
38.0	40.85	41.95	40	4-2041068-0
36.0	38.85	39.95	38	3-2041068-8
34.0	36.85	37.95	36	3-2041068-6
32.0	34.85	35.95	34	3-2041068-4
30.0	32.85	33.95	32	3-2041068-2
28.0	30.85	31.95	30	3-2041068-0
26.0	28.85	29.95	28	2-2041068-8
24.0	26.85	27.95	26	2-2041068-6
22.0	24.85	25.95	24	2-2041068-4
20.0	22.85	23.95	22	2-2041068-2
18.0	20.85	21.95	20	2-2041068-0
16.0	18.85	19.95	18	1-2041068-8
14.0	16.85	17.95	16	1-2041068-6
12.0	14.85	15.95	14	1-2041068-4
10.0	12.85	13.95	12	1-2041068-2
8.0	10.85	11.95	10	1-2041068-0
6.0	8.85	9.95	8	2041068-8
DIM.C	DIM.B	DIM.A	POS	PART NUMBER

THIS DRAWING IS A CONTROLLED DOCUMENT.		DWN S. CHIEN 18AUG2008	TE Connectivity	
DIMENSIONS: mm		CHK S. CHIEN 18AUG2008		
TOLERANCES UNLESS OTHERWISE SPECIFIED:		APVD W. KODAMA 18AUG2008	NAME	
0 PLC ± - 1 PLC ± 0.3 2 PLC ± 0.2 3 PLC ± - 4 PLC ± - ANGLES ± 3°		PRODUCT SPEC 108-57707	AMPMODU 2.00mm PITCH,DUAL ROW, PLUG,SURFACE MOUNT	
MATERIAL SEE NOTE		FINISH SEE NOTE	WEIGHT -	RESTRICTED TO -
CUSTOMER DRAWING		SCALE 1:1	SHEET 1 OF 2	REV B1

THIS DRAWING IS UNPUBLISHED. RELEASED FOR PUBLICATION  
 © COPYRIGHT - By - ALL RIGHTS RESERVED.

LOC		DIST		REVISIONS			
P	LTR	DESCRIPTION		DATE	DWN	APVD	
-	-	SEE SHEET 1		-	-	-	



KG/GROSS WEIGHT	KG/NET WEIGHT	g / WEIGHT	PCS / CARTON	REEL / CARTON	DIM.X	DIM.W	DIM.S	DIM.F	DIM.A	POS	PART NO.
7.00	4.24	2.017	2100	3	72	68.4	34.2	72.5	50	5-2041068-0	
6.85	4.09	1.946							48	4-2041068-8	
6.70	3.94	1.876							46	4-2041068-6	
6.55	3.79	1.805							44	4-2041068-4	
6.40	3.64	1.735							42	4-2041068-2	
7.50	4.66	1.664	2800	4	56	52.4	26.2	56.5	40	4-2041068-0	
7.30	4.46	1.593							38	3-2041068-8	
7.10	4.26	1.523							36	3-2041068-6	
6.91	4.07	1.452							34	3-2041068-4	
6.71	3.87	1.382							32	3-2041068-2	
6.51	3.67	1.311	2800	4	44	40.4	20.2	44.5	30	3-2041068-0	
6.07	3.47	1.240							28	2-2041068-8	
5.88	3.28	1.170							26	2-2041068-6	
5.68	3.08	1.099							24	2-2041068-4	
5.48	2.88	1.029							22	2-2041068-2	
5.28	2.68	0.958	3500	5	32	18.4	14.2	32.4	20	2-2041068-0	
6.51	3.73	0.887							18	1-2041068-8	
6.21	3.43	0.817							16	1-2041068-6	
7.14	3.66	0.746							14	1-2041068-4	
6.79	3.31	0.676							12	1-2041068-2	
6.44	2.96	0.605	4900	7	24	11.5	24.5	10	1-2041068-0		
6.10	2.62	0.534						8	2041068-8		

THIS DRAWING IS A CONTROLLED DOCUMENT.

DIMENSIONS: mm TOLERANCES UNLESS OTHERWISE SPECIFIED:

0 PLC	±	-
1 PLC	±	0.3
2 PLC	±	0.2
3 PLC	±	-
4 PLC	±	-
ANGLES	±	3°

MATERIAL: SEE NOTE FINISH: SEE NOTE

APVD: W. KODAMA 18AUG2008

PRODUCT SPEC: 108-57707

APPLICATION SPEC: -

WEIGHT: -

CUSTOMER DRAWING

DWN: S. CHIEN 18AUG2008

CHK: S. CHIEN 18AUG2008

NAME: -

TE Connectivity

AMPMODU 2.00mm PITCH,DUAL ROW, PLUG,SURFACE MOUNT

SIZE: A2 CAGE CODE: 00779 DRAWING NO: C=2041068 RESTRICTED TO: -

SCALE: 1:1 SHEET: 2 OF 2 REV: B1

2041068

A