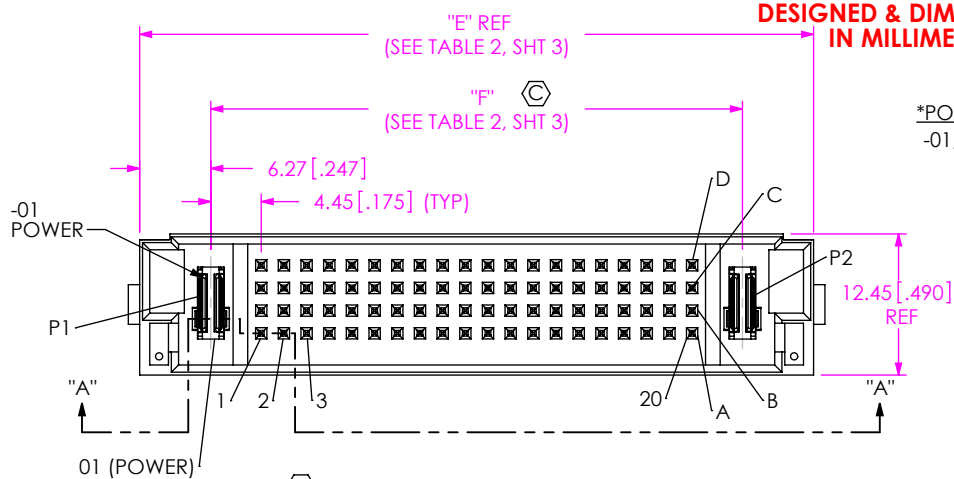


DO NOT SCALE FROM THIS PRINT

DESIGNED & DIMENSIONED IN MILLIMETERS

MPTC-XX-XX-XX-6.30-XX-X-V-XX



\*POWER PINS (PER END)  
-01, -02, \*\*\*-03, \*\*\*-04

\*SIGNAL PINS

- 04: (4 X 1)
- 08: (4 X 2)
- \*\*\*-12: (4 X 3)
- 16: (4 X 4)
- \*\*\*-20: (4 X 5)
- 24: (4 X 6)
- 36: (4 X 9)
- 40: (4 X 10)
- 48: (4 X 12)
- 80: (4 X 20)

OPTION  
-LC: LOCKING CLIP  
(SEE FIG 2, SHT 2)

VERTICAL

PLATING SPECIFICATION

- L: SEE TABLE 3, SHT 2
- T: SEE TABLE 3, SHT 2

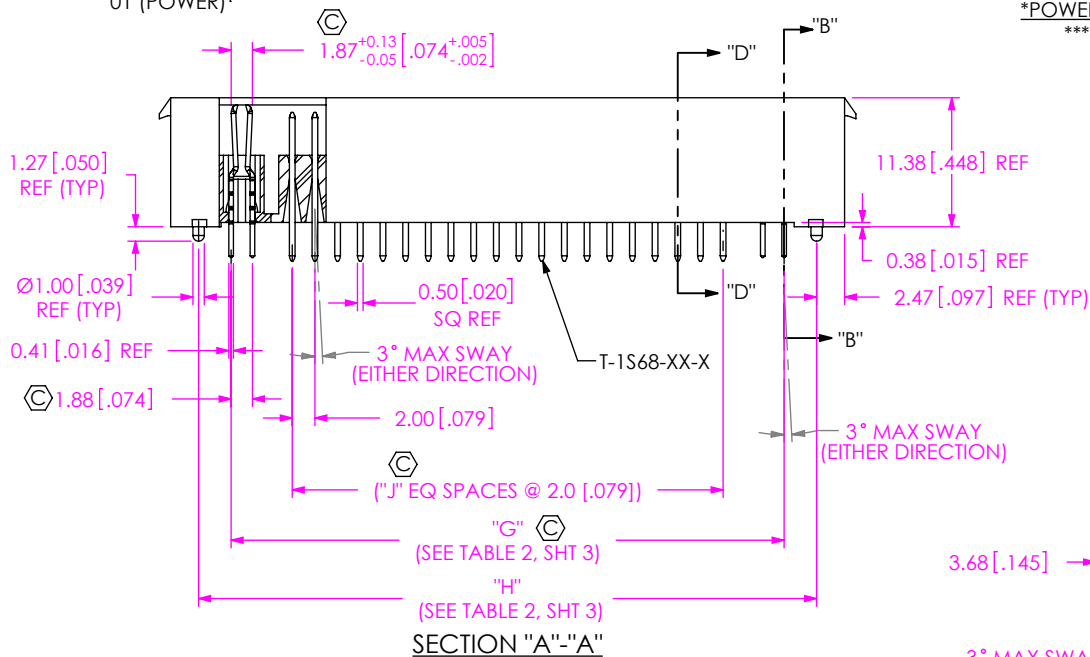
TAIL LENGTH

- 01: FOR 1.57 [.062] THICK PCB  
(USE SUB-T-1M39-06.30-01-X)
- 03: FOR 2.36 [.093] THICK PCB  
(USE SUB-T-1M39-06.30-03-X)

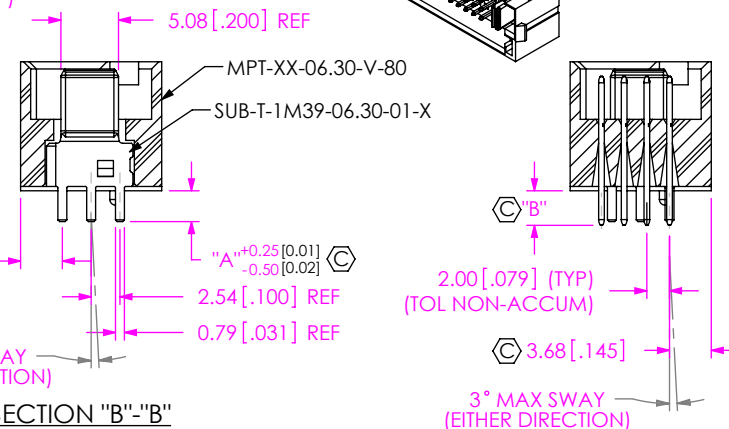
\*POWER PINS (PER END)  
\*\*\*-00, -01, -02,

LEAD STYLE  
-6.30: 6.30MM

\* = SEE TABLE 2 FOR AVAILABLE COMBINATIONS  
\*\*\*= NOT RELEASED FOR PRODUCTION



SECTION "A"-"A"



SECTION "B"-"B"

SECTION "D"-"D"

PART NUMBER	POWER TERMINAL SUB-ASSEMBLY	SIGNAL TERMINAL	"A"	"B"
MPTC-XX-XX-XX-6.30-01-X-V-XX	SUB-T-1M39-06.30-01-X	T-1S68-05-L	2.72 [0.107]	3.05 [0.120]
MPTC-XX-XX-XX-6.30-03-X-V-XX	SUB-T-1M39-06.30-03-X	T-1S68-10-L	3.51 [0.138]	3.84 [0.151]

FIG 1  
MPTC-01-80-01-6.30-01-X-V SHOWN

NOTES:

1.  $\text{⊕}$  REPRESENTS A CRITICAL DIMENSION.
2. MAXIMUM BURR ALLOWANCE: 0.038 [.0015]
3. MINIMUM PUSHOUT FORCE: 2.22N [.5 LB]
4. PARTS TO BE PACKAGED IN TRAYS.
5. BOW ALLOWED AT 0.002 MM/MM [.002 IN/IN]
6. FOR -03 LEAD STYLE, SIGNAL PINS ARE TO BE SHEARED. MAXIMUM BURR: 0.10 [.004].
7. ORDERS WILL BE PACKAGED ACCORDING TO THE SAMTEC PACKAGING EFFICIENCY STANDARDS (SPES) FOUND ON WWW.SAMTEC.COM.

UNLESS OTHERWISE SPECIFIED, DIMENSIONS ARE IN MILLIMETERS.  
TOLERANCES ARE:  
DECIMALS ANGLES  
.X: ±0.3 [0.1] 2°  
.XX: ±0.13 [0.05]  
.XXX: ±0.051 [0.020]

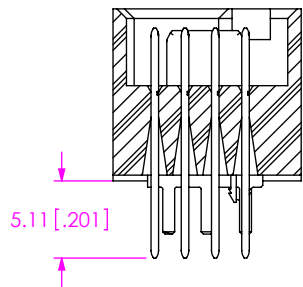
PROPRIETARY NOTE  
THIS DOCUMENT CONTAINS CONFIDENTIAL AND PROPRIETARY INFORMATION AND ALL DESIGN, MANUFACTURING, REPRODUCTION, USE, PATENT RIGHTS AND SALES RIGHTS ARE EXPRESSLY RESERVED BY SAMTEC, INC. THIS DOCUMENT SHALL NOT BE DISCLOSED, IN WHOLE OR PART, TO ANY UNAUTHORIZED PERSON OR ENTITY NOR REPRODUCED, TRANSFERRED OR INCORPORATED IN ANY OTHER PROJECT IN ANY MANNER WITHOUT THE EXPRESS WRITTEN CONSENT OF SAMTEC, INC.

MATERIAL: DO NOT SCALE DRAWING SHEET SCALE: 1:0.666667  
INSULATOR: LCP, UL 94 V0, COLOR: BLACK  
TERMINAL: COPPER ALLOY  
SIGNAL PIN: PHOS BRONZE



520 PARK EAST BLVD, NEW ALBANY, IN 47150  
PHONE: 812-944-6733 FAX: 812-948-5047  
e-Mail: info@SAMTEC.com code: 55322

DESCRIPTION: VERTICAL POWER TERMINAL  
DWG. NO. MPTC-XX-XX-XX-6.30-XX-X-V-XX  
BY: CLAY W 2/2/2007 SHEET 1 OF 3



IN PROCESS 1  
-03 TAIL LENGTH ONLY

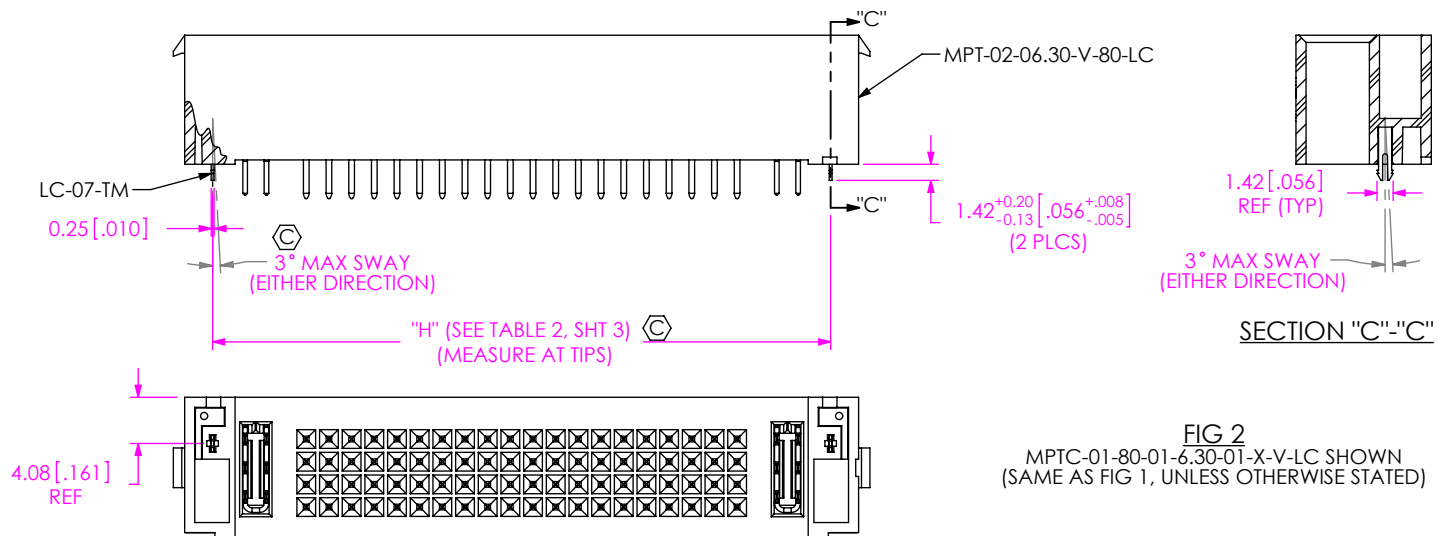


FIG 2  
MPTC-01-80-01-6.30-01-X-V-LC SHOWN  
(SAME AS FIG 1, UNLESS OTHERWISE STATED)

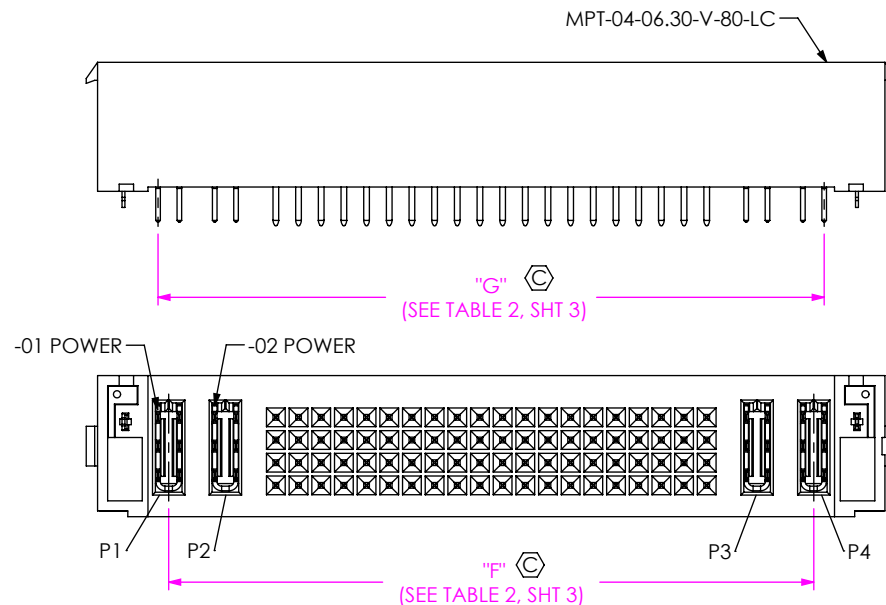


FIG 3  
MPTC-02-80-02-6.30-01-X-V-LC SHOWN  
(SAME AS FIG 1, UNLESS OTHERWISE STATED)

TABLE 3

PLATING	POWER PIN CONTACT AREA	POWER PIN TAIL	SIGNAL PIN CONTACT AREA	SIGNAL PIN TAIL
-L	10μ" GOLD	MATTE TIN	10μ" GOLD	MATTE TIN
-T	MATTE TIN	MATTE TIN	10μ" GOLD	MATTE TIN

PROPRIETARY NOTE

THIS DOCUMENT CONTAINS CONFIDENTIAL AND PROPRIETARY INFORMATION AND ALL DESIGN, MANUFACTURING, REPRODUCTION, USE, PATENT RIGHTS AND SALES RIGHTS ARE EXPRESSLY RESERVED BY SAMTEC, INC. THIS DOCUMENT SHALL NOT BE DISCLOSED, IN WHOLE OR PART, TO ANY UNAUTHORIZED PERSON OR ENTITY NOR REPRODUCED, TRANSFERRED OR INCORPORATED IN ANY OTHER PROJECT IN ANY MANNER WITHOUT THE EXPRESS WRITTEN CONSENT OF SAMTEC, INC.

DO NOT SCALE DRAWING

SHEET SCALE: 1.5:1



520 PARK EAST BLVD, NEW ALBANY, IN 47150  
PHONE: 812-944-6733 FAX: 812-948-5047  
e-Mail: info@SAMTEC.com code: 55322

DESCRIPTION: VERTICAL POWER TERMINAL

DWG. NO. MPTC-XX-XX-XX-6.30-XX-X-V-XX

BY: CLAY W 2/2/2007 SHEET 2 OF 3

		TABLE 2					
PART NUMBER	BODY	"E"	"F"	"G"	"H"	"J"	
MPTC-01-04-01-X-XX-XX-X-V-XX	MPT-02-06.30-V-04	21.44 [0.844]	8.89 [0.350]	10.77 [0.424]	16.51 [0.650]	N/A	
MPTC-02-04-02-X-XX-XX-X-V-XX	MPT-04-06.30-V-04	34.44 [1.356]	18.89 [0.744]	20.77 [0.818]	26.51 [1.044]	N/A	
MPTC-01-08-01-X-XX-XX-X-V-XX	MPT-02-06.30-V-08	23.44 [0.923]	10.89 [0.429]	12.77 [0.503]	18.51 [0.729]	1	
MPTC-02-08-02-X-XX-XX-X-V-XX	MPT-04-06.30-V-08	33.44 [1.317]	20.89 [0.822]	22.77 [0.896]	28.51 [1.122]	1	
MPTC-01-16-01-X-XX-XX-X-V-XX	MPT-02-06.30-V-16	27.44 [1.080]	14.89 [0.586]	16.77 [0.660]	22.51 [0.886]	3	
MPTC-02-16-02-X-XX-XX-X-V-XX	MPT-04-06.30-V-16	37.44 [1.474]	24.89 [0.980]	26.77 [1.054]	32.51 [1.280]	3	
MPTC-01-24-01-X-XX-XX-X-V-XX	MPT-02-06.30-V-24	31.44 [1.238]	18.91 [0.744]	20.79 [0.819]	26.52 [1.044]	5	
MPTC-02-24-02-X-XX-XX-X-V-XX	MPT-04-06.30-V-24	41.44 [1.631]	28.91 [1.138]	30.79 [1.212]	36.52 [1.438]	5	
MPTC-01-36-01-X-XX-XX-X-V-XX	MPT-02-06.30-V-36	37.44 [1.474]	24.89 [0.980]	26.77 [1.054]	32.51 [1.280]	8	
MPTC-02-36-02-X-XX-XX-X-V-XX	MPT-04-06.30-V-36	47.44 [1.868]	34.89 [1.374]	36.77 [1.448]	42.51 [1.674]	8	
MPTC-01-40-01-X-XX-XX-X-V-XX	MPT-02-06.30-V-40	39.44 [1.553]	26.89 [1.059]	28.77 [1.133]	34.51 [1.359]	9	
MPTC-02-40-02-X-XX-XX-X-V-XX	MPT-04-06.30-V-40	49.44 [1.946]	36.89 [1.452]	38.77 [1.526]	44.51 [1.752]	9	
MPTC-01-48-01-X-XX-XX-X-V-XX	MPT-02-06.30-V-48	43.44 [1.710]	30.89 [1.216]	32.77 [1.290]	38.51 [1.516]	11	
MPTC-02-48-02-X-XX-XX-X-V-XX	MPT-04-06.30-V-48	53.44 [2.104]	40.89 [1.610]	42.77 [1.684]	48.51 [1.910]	11	
MPTC-01-80-01-X-XX-XX-X-V-XX	MPT-02-06.30-V-80	59.44 [2.340]	46.89 [1.846]	48.77 [1.920]	54.51 [2.146]	19	
MPTC-02-80-02-X-XX-XX-X-V-XX	MPT-04-06.30-V-80	69.44 [2.734]	56.89 [2.240]	58.77 [2.314]	64.51 [2.540]	19	
***MPTC-03-12-00-X-XX-XX-X-V-XX	MPT-03-06.30-V-12-PS	31.44 [1.238]	N/A	N/A	26.51 [1.044]	2	
***MPTC-04-12-00-X-XX-XX-X-V-XX	MPT-04-06.30-V-12-PS	36.44 [1.435]	N/A	N/A	31.51 [1.241]	2	
***MPTC-03-16-00-X-XX-XX-X-V-XX	MPT-03-06.30-V-16-PS	33.44 [1.317]	N/A	N/A	28.51 [1.122]	3	
***MPTC-04-16-00-X-XX-XX-X-V-XX	MPT-04-06.30-V-16-PS	38.44 [1.513]	N/A	N/A	33.51 [1.319]	3	
***MPTC-03-20-00-X-XX-XX-X-V-XX	MPT-03-06.30-V-20-PS	35.44 [1.395]	N/A	N/A	30.51 [1.201]	4	
***MPTC-04-20-00-X-XX-XX-X-V-XX	MPT-04-06.30-V-20-PS	40.44 [1.592]	N/A	N/A	35.51 [1.398]	4	
***MPTC-03-24-00-X-XX-XX-X-V-XX	MPT-03-06.30-V-24-PS	37.44 [1.474]	N/A	N/A	32.51 [1.280]	5	
***MPTC-04-24-00-X-XX-XX-X-V-XX	MPT-04-06.30-V-24-PS	42.44 [1.671]	N/A	N/A	37.51 [1.477]	5	

(\*\*\* = NOT RELEASED)

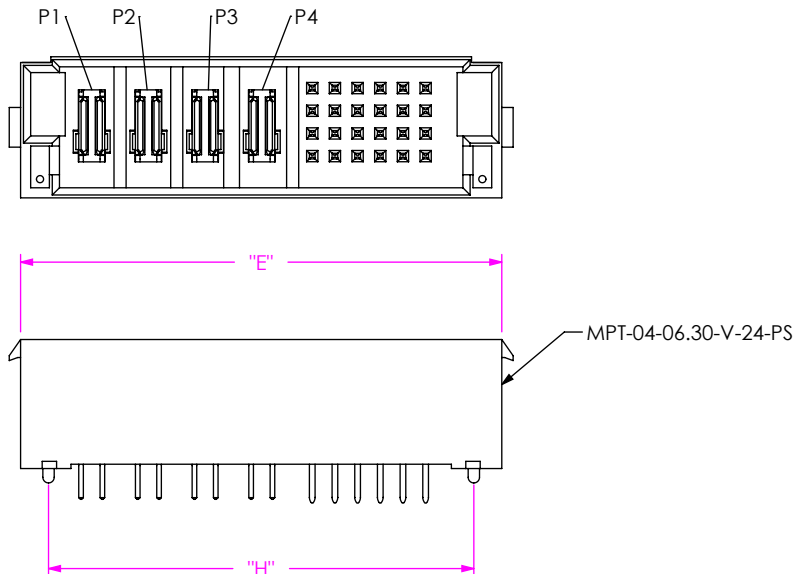


FIG 6  
MPTC-04-24-00-6.30-01-X-V SHOWN  
(SAME AS FIG 1, UNLESS OTHERWISE STATED)  
(NOT RELEASED)

F:\dwg\misc\mktg\MPTC-XX-XX-XX-6.30-XX-X-V-XX-MKT.SLDDRW

**PROPRIETARY NOTE**  
THIS DOCUMENT CONTAINS CONFIDENTIAL AND PROPRIETARY INFORMATION AND ALL DESIGN, MANUFACTURING, REPRODUCTION, USE, PATENT RIGHTS AND SALES RIGHTS ARE EXPRESSLY RESERVED BY SAMTEC, INC. THIS DOCUMENT SHALL NOT BE DISCLOSED, IN WHOLE OR PART, TO ANY UNAUTHORIZED PERSON OR ENTITY NOR REPRODUCED, TRANSFERRED OR INCORPORATED IN ANY OTHER PROJECT IN ANY MANNER WITHOUT THE EXPRESS WRITTEN CONSENT OF SAMTEC, INC.

DO NOT SCALE DRAWING

SHEET SCALE: 1.5:1



520 PARK EAST BLVD, NEW ALBANY, IN 47150  
PHONE: 812-944-6733 FAX: 812-948-5047  
e-Mail: info@SAMTEC.com code: 55322

DESCRIPTION: VERTICAL POWER TERMINAL  
DWG. NO. MPTC-XX-XX-XX-6.30-XX-X-V-XX  
BY: CLAY W 2/2/2007 SHEET 3 OF 3