

## Features

- Planar Die Construction
- Ideally Suited for Automated Assembly Processes
- General Purpose Medium Current
- Halogen Free. "Green" Device (Note 1)
- Moisture Sensitivity Level 1
- Epoxy Meets UL 94 V-0 Flammability Rating
- Lead Free Finish/RoHS Compliant ("P" Suffix Designates RoHS Compliant. See Ordering Information)

**200 mW  
Zener Diode  
2.4 to 39 Volts**

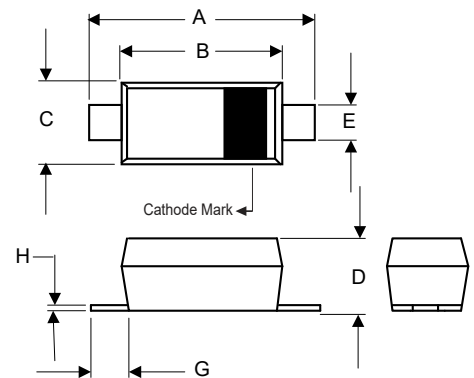
## Maximum Ratings

- Operating Junction Temperature Range: -65°C to +150°C
- Storage Temperature Range: -65°C to +150°C
- Thermal Resistance :625°C/W Junction to Ambient

Parameter	Symbol	Rating	Conditions
Power Dissipation	$P_D$	200mW	
Maximum Forward Voltage	$V_F$	0.9V	$I_F=10mA$

Note: 1. Halogen free "Green" products are defined as those which contain <900ppm bromine, <900ppm chlorine (<1500ppm total Br + Cl) and <1000ppm antimony compounds.

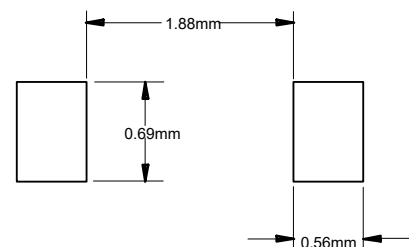
## SOD-323FL



### DIMENSIONS

DIM	INCHES		MM		NOTE
	MIN	MAX	MIN	MAX	
A	0.090	0.107	2.30	2.70	
B	0.063	0.078	1.60	1.95	
C	0.045	0.053	1.15	1.35	
D	0.024	0.035	0.60	0.90	
E	0.010	0.016	0.25	0.40	
G	0.016		0.40		TYP.
H	0.002	0.008	0.05	0.21	

### Suggested Solder Pad Layout



**Electrical Characteristics @ 25°C Unless Otherwise Specified**

MCC Part Number	Zener Voltage			Maximum Zener Impedance (2)		Maximum Zener Impedance (2)		Reverse Current		Typical Temperature Coefficient @ I <sub>ZTC</sub>		Marking Code
	V <sub>Z</sub> @ I <sub>ZT</sub>			I <sub>ZT</sub>	Z <sub>ZT</sub>	I <sub>ZK</sub>	Z <sub>ZK</sub>	I <sub>R</sub> (Max)	V <sub>R</sub>	Min	Max.	
	Min.(V)	Nom(V)	Max.(V)	mA	Ω	mA	Ω	μA	V	mV/°C		
BZT52C2V4LS	2.28	2.4	2.56	5	100	1.0	600	50	1.0	-3.5	0	2v4
BZT52C2V7LS	2.5	2.7	2.9	5	100	1.0	600	20	1.0	-3.5	0	2v7
BZT52C3V0LS	2.8	3.0	3.2	5	95	1.0	600	10	1.0	-3.5	0	3v0
BZT52C3V3LS	3.1	3.3	3.5	5	95	1.0	600	5	1.0	-3.5	0	3v3
BZT52C3V6LS	3.4	3.6	3.8	5	90	1.0	600	5	1.0	-3.5	0	3v6
BZT52C3V9LS	3.7	3.9	4.1	5	90	1.0	600	3	1.0	-3.5	0	3v9
BZT52C4V3LS	4.0	4.3	4.6	5	90	1.0	600	3	1.0	-3.5	0	4v3
BZT52C4V7LS	4.4	4.7	5.0	5	80	1.0	500	3	2.0	-3.5	0.2	4v7
BZT52C5V1LS	4.8	5.1	5.4	5	60	1.0	480	2	2.0	-2.7	1.2	5v1
BZT52C5V6LS	5.2	5.6	6.0	5	40	1.0	400	1	2.0	-2.0	2.5	5v6
BZT52C6V2LS	5.8	6.2	6.6	5	10	1.0	150	3	4.0	0.4	3.7	6v2
BZT52C6V8LS	6.4	6.8	7.2	5	15	1.0	80	2	4.0	1.2	4.5	6v8
BZT52C7V5LS	7.0	7.5	7.9	5	15	1.0	80	1	5.0	2.5	5.3	7v5
BZT52C8V2LS	7.7	8.2	8.7	5	15	1.0	80	0.7	5.0	3.2	6.2	8v2
BZT52C9V1LS	8.5	9.1	9.6	5	15	1.0	100	0.5	6.0	3.8	7.0	9v1
BZT52C10LS	9.4	10	10.6	5	20	1.0	150	0.2	7.0	4.5	8.0	10
BZT52C11LS	10.4	11	11.6	5	20	1.0	150	0.1	8.0	5.4	9.0	11
BZT52C12LS	11.4	12	12.7	5	25	1.0	150	0.1	8.0	6.0	10.0	12
BZT52C13LS	12.4	13	14.1	5	30	1.0	170	0.1	8.0	7.0	11.0	13
BZT52C15LS	13.8	15	15.6	5	30	1.0	200	0.1	10.5	9.2	13.0	15
BZT52C16LS	15.3	16	17.1	5	40	1.0	200	0.1	11.2	10.4	14.0	16
BZT52C18LS	16.8	18	19.1	5	45	1.0	225	0.1	12.6	12.4	16.0	18
BZT52C20LS	18.8	20	21.2	5	55	1.0	225	0.1	14.0	14.4	18.0	20
BZT52C22LS	20.8	22	23.3	5	55	1.0	250	0.1	15.4	16.4	20.0	22
BZT52C24LS	22.8	24	25.6	5	70	1.0	250	0.1	16.8	18.4	22.0	24
BZT52C27LS	25.1	27	28.9	2	80	0.5	300	0.1	18.9	21.4	25.3	27
BZT52C30LS	28	30	32	2	80	0.5	300	0.1	21.0	24.4	29.4	30
BZT52C33LS	31	33	35	2	80	0.5	325	0.1	23.1	27.4	33.4	33
BZT52C36LS	34	36	38	2	90	0.5	350	0.1	25.2	30.4	37.4	36
BZT52C39LS	37	39	41	2	130	0.5	350	0.1	27.3	33.4	41.2	39

Note : 2. f=1KHz

**Curve Characteristics**

Fig. 1 - Power Derating Curve

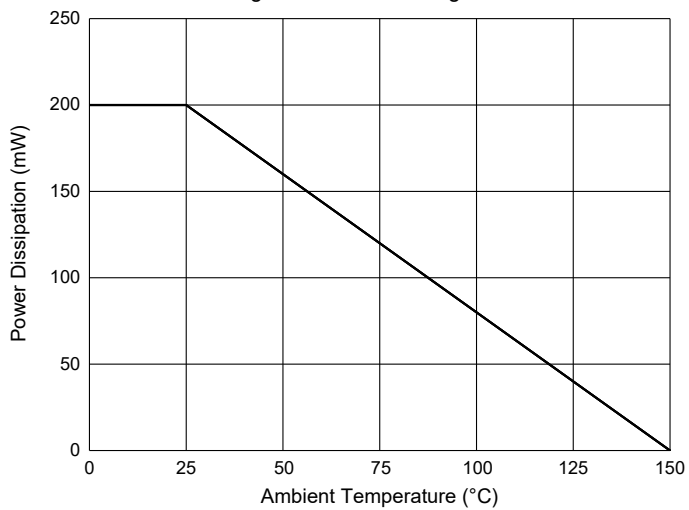


Fig. 2 - Typical Zener Breakdown Characteristics

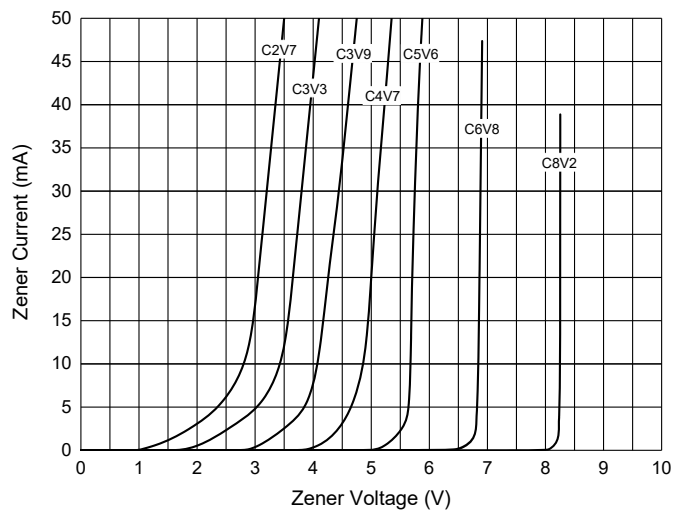
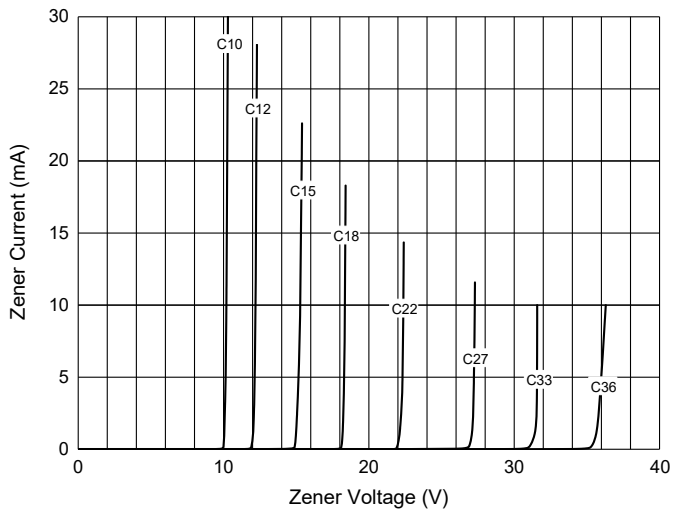


Fig. 3 - Typical Zener Breakdown Characteristics



## Ordering Information

Device	Packing
Part Number-TP	Tape&Reel:3Kpcs/Reel

### \*\*\*IMPORTANT NOTICE\*\*\*

**Micro Commercial Components Corp.** reserves the right to make changes without further notice to any product herein to make corrections, modifications, enhancements, improvements, or other changes. **Micro Commercial Components Corp.** does not assume any liability arising out of the application or use of any product described herein; neither does it convey any license under its patent rights, nor the rights of others. The user of products in such applications shall assume all risks of such use and will agree to hold **Micro Commercial Components Corp.** and all the companies whose products are represented on our website, harmless against all damages. **Micro Commercial Components Corp.** products are sold subject to the general terms and conditions of commercial sale, as published at <https://www.mccsemi.com/Home/TermsAndConditions>.

### \*\*\*LIFE SUPPORT\*\*\*

MCC's products are not authorized for use as critical components in life support devices or systems without the express written approval of Micro Commercial Components Corporation.

### \*\*\*CUSTOMER AWARENESS\*\*\*

Counterfeiting of semiconductor parts is a growing problem in the industry. Micro Commercial Components (MCC) is taking strong measures to protect ourselves and our customers from the proliferation of counterfeit parts. MCC strongly encourages customers to purchase MCC parts either directly from MCC or from Authorized MCC Distributors who are listed by country on our web page cited below. Products customers buy either from MCC directly or from Authorized MCC Distributors are genuine parts, have full traceability, meet MCC's quality standards for handling and storage. **MCC will not provide any warranty coverage or other assistance for parts bought from Unauthorized Sources.** MCC is committed to combat this global problem and encourage our customers to do their part in stopping this practice by buying direct or from authorized distributors.