

THIS DRAWING IS UNPUBLISHED. RELEASED FOR PUBLICATION
 © COPYRIGHT BY TYCO ELECTRONICS CORPORATION. ALL RIGHTS RESERVED.

LOC		DIST		REVISIONS			
P	LTR	DESCRIPTION		DATE	DWN	APVD	
AF	50	D		REV PER ECR 06-006952	30MAR06	JR	GJ

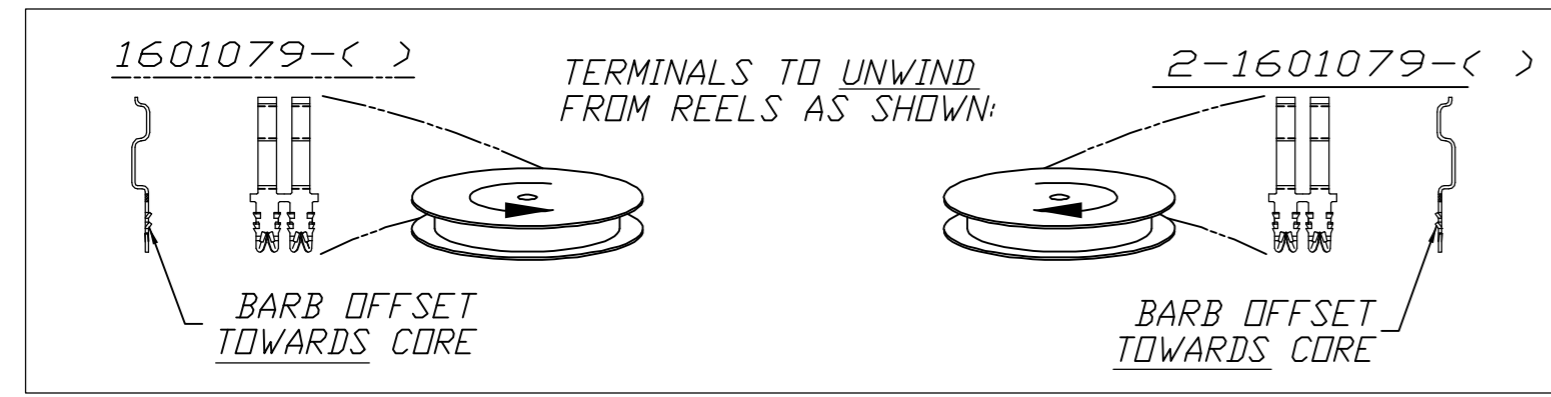
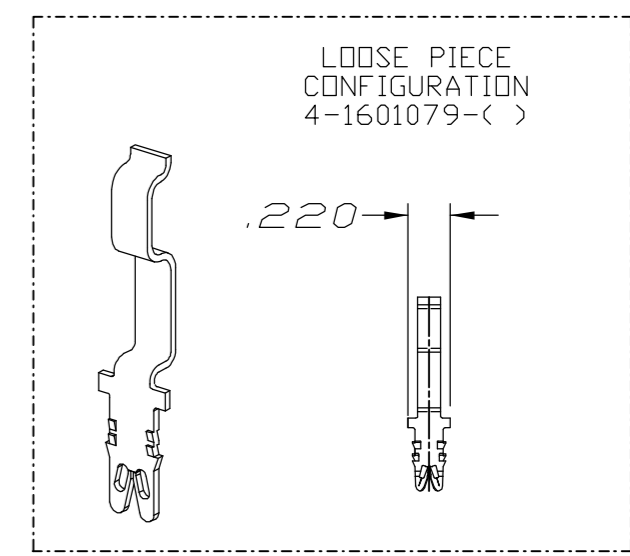
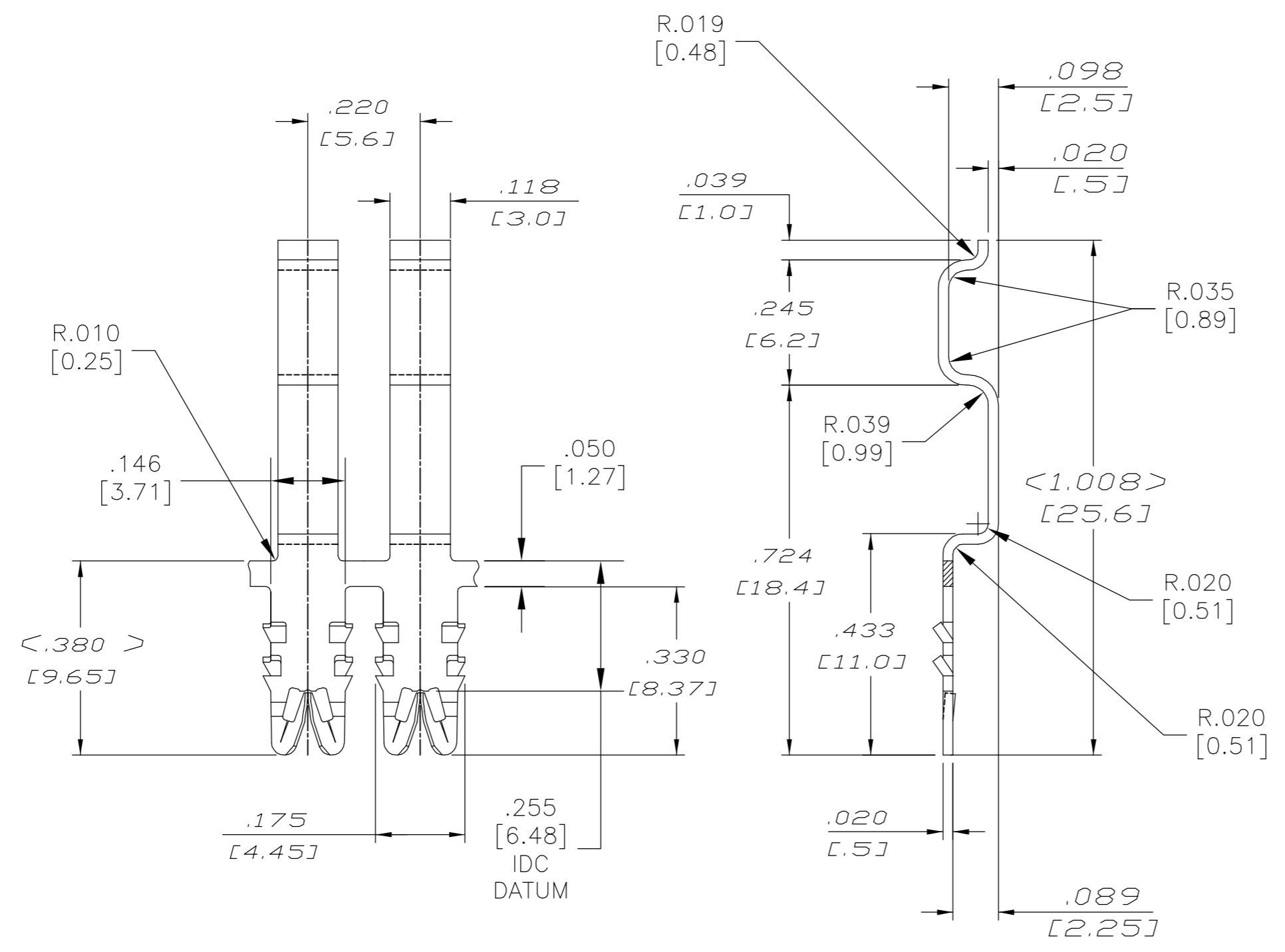
1. SPECIFICATIONS:
 MAGNET WIRE #18 - #34 AWG,
 .040" (1.02MM) - .006" (0.16MM) DIA COPPER.
 OTHER SIZES MAY BE ACCOMMODATED,
 CONSULT TYCO ELECTRONICS FOR APPROVAL.

2. POCKET RECOMMENDATION:
 #1601425

3. NOTES:
 TERMINALS SUPPLIED ON REELS,
 CAN BE SUPPLIED LOOSE PIECE,

4. TERMINAL APPLICATION TO COMPLY WITH
 TYCO ELECTRONICS SPEC #114-13166, FIG. 9

5. PRELIMINARY - NOT FOR PRODUCTION



OBSOLETE

Pre-Tin Plate over Nickel Underplate	-		△ 2-1601079-3
Pre-Tin plate over Nickel Underplate	-		△ 1601079-3
Pre-Silver Plate over Nickel Underplate	031-149-025		4-1601079-2
Pre-Silver Plate over Nickel Underplate	131-150-025		2-1601079-2
Pre-Silver Plate over Nickel Underplate	131-149-025		1601079-2
FINISH		REFERENCE PART NUMBER	TYCO PART NUMBER
THIS DRAWING IS A CONTROLLED DOCUMENT.		DWN J.WELLER 11JAN2002	Tyco Electronics Corporation Harrisburg, PA 17105-3608
DIMENSIONS: INCHES		CHK M.FEHER 11JAN2002	
TOLERANCES UNLESS OTHERWISE SPECIFIED:		APVD K.RANDOLPH 11JAN2002	
0 PLC ± - 1 PLC ± - 2 PLC ± .01 [0.25] 3 PLC ± .005 [0.13] 4 PLC ± - ANGLES ± 2°		NAME PRODUCT SPEC 108-2085 APPLICATION SPEC △ 4	
MATERIAL H04 FULL HARD	FINISH SEE TABLE	WEIGHT -	STANDARD RANGE WIRE TO MULTI-BARB 45 MM CONTACTOR SIAMEZE TERMINAL
CUSTOMER DRAWING		SIZE A2	RESTRICTED TO -
		CAGE CODE 00779	DRAWING NO C=1601079
		SCALE 4:1	SHEET 1 OF 1
			REV D