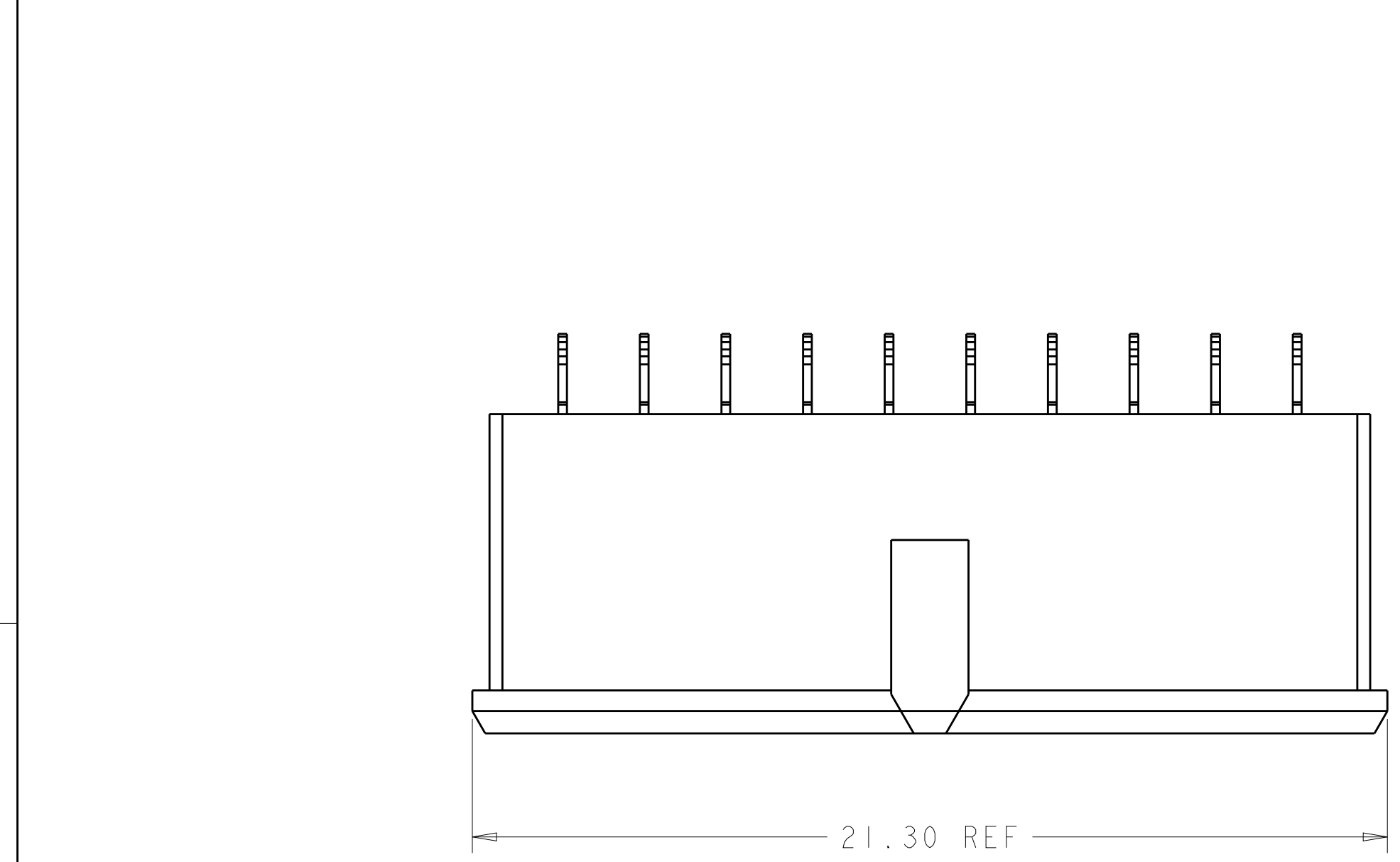
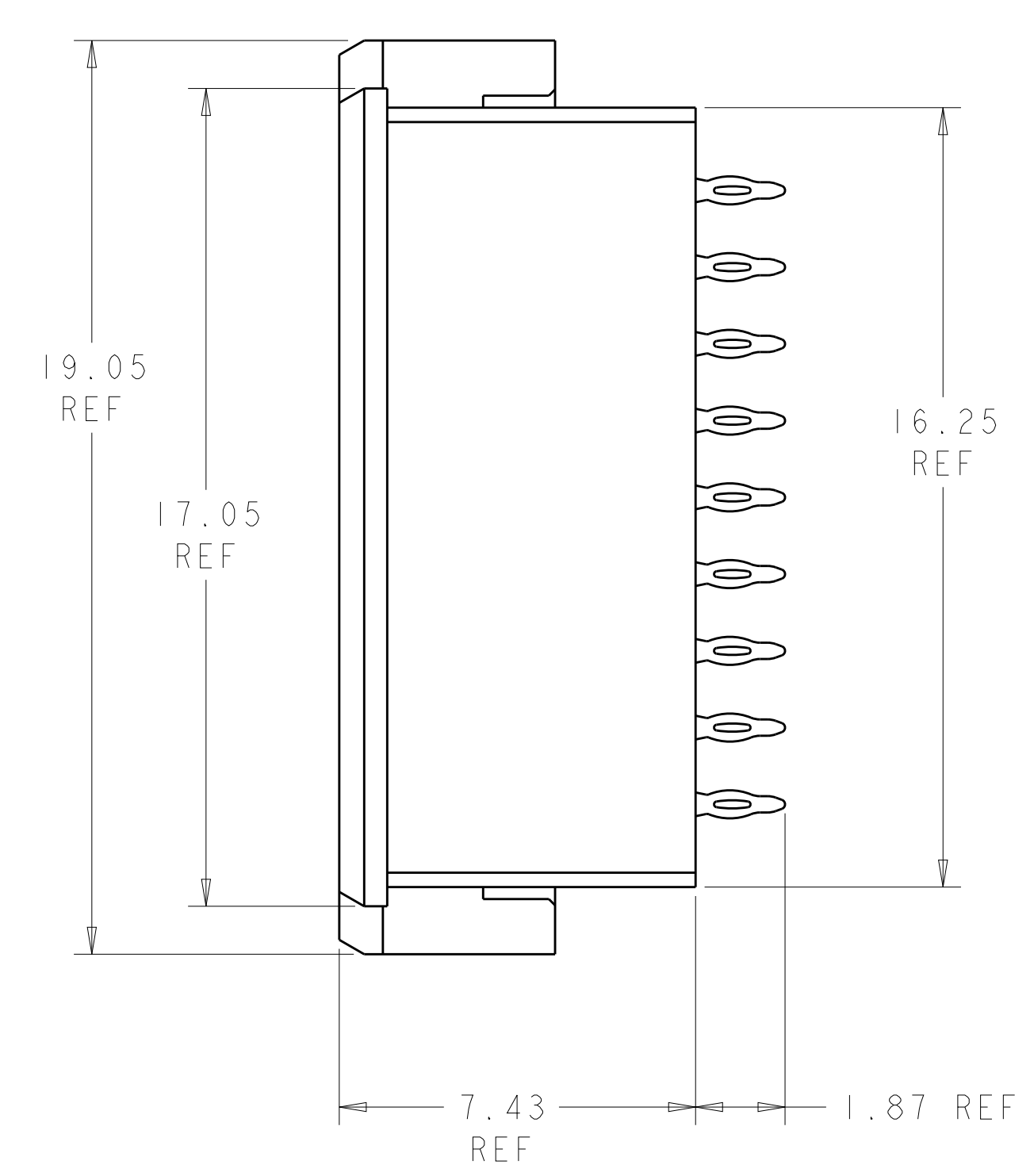
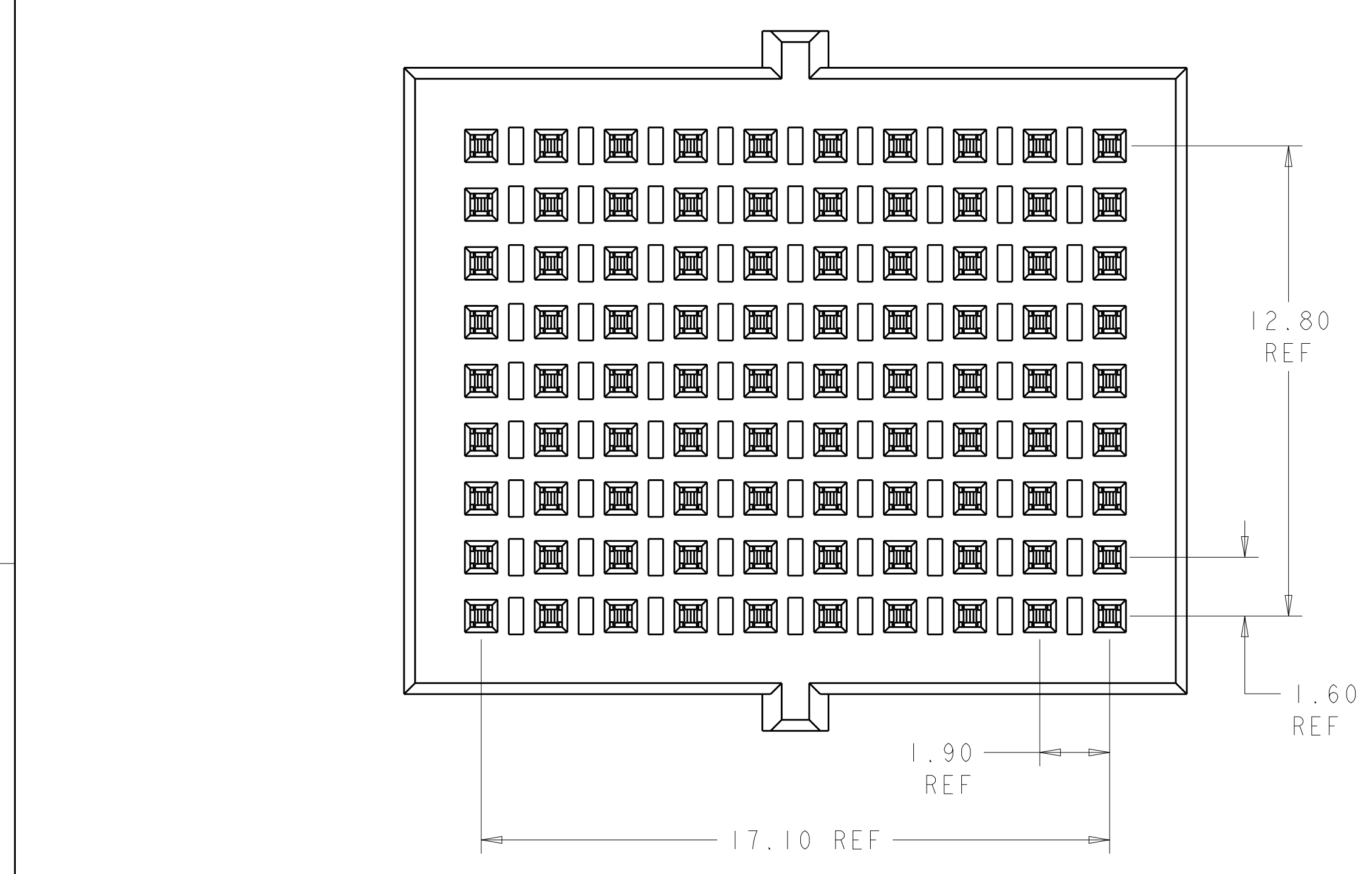
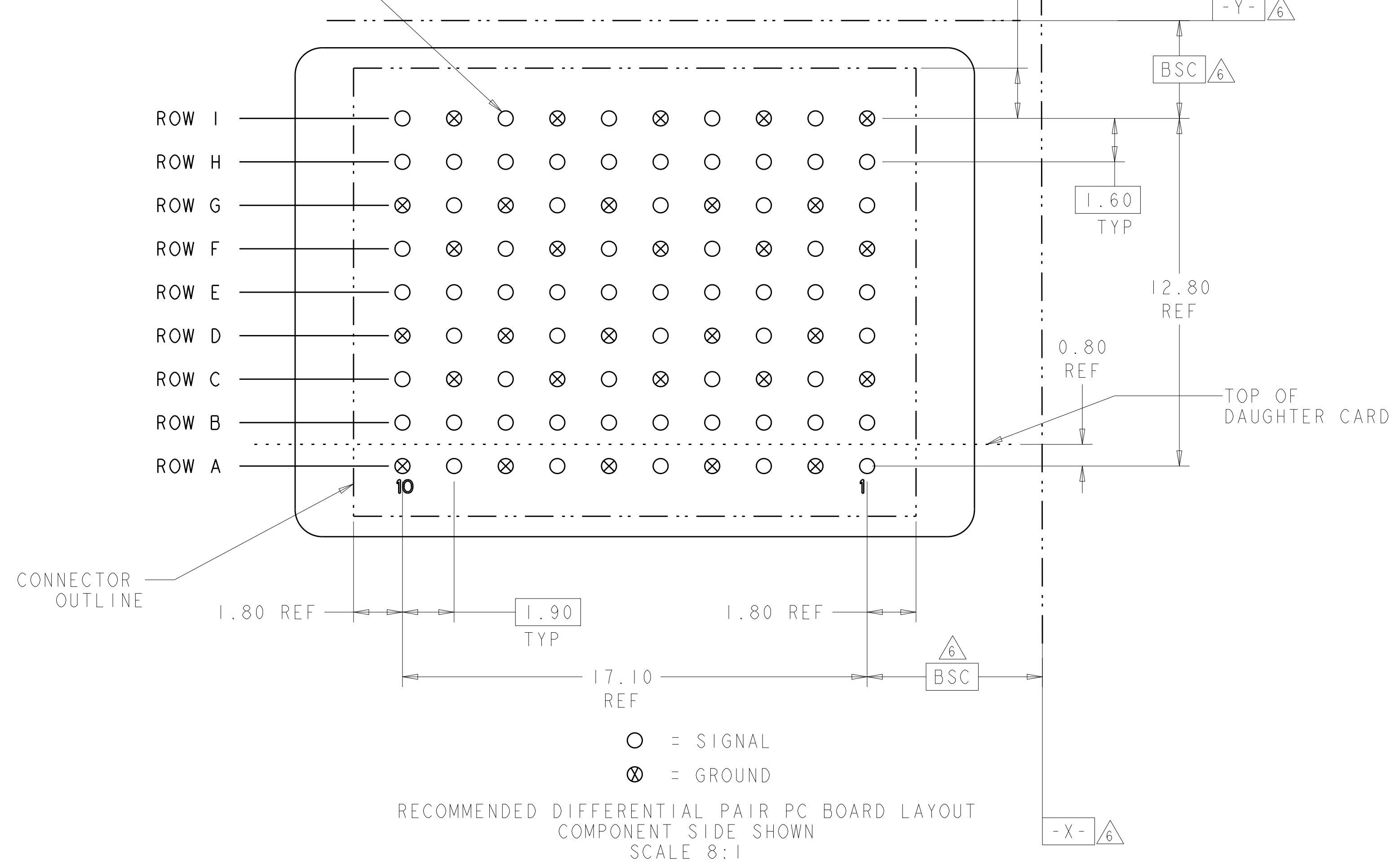


LOC		DIST		REVISIONS			
P	LTN	DESCRIPTION	DATE	DMN	APVD		
B		REV PER ECO 12-010940	7-31-12	CT	DH		
C		ECO-13-004755	26MAR2013	KG	DH		
D		ECO-14-017030	25NOV2014	MGM	CT		



$\oplus \text{ } \varnothing 0.05 \text{ } \ominus \text{ } X \text{ } Y$
 FINISHED HOLE SIZE
 AND PLATED THRU HOLES



- 1 MATERIAL:
CONTACT - COPPER ALLOY
HOUSING - LCP, COLOR - BLACK
- 2 FINISH:
MATING AREA: 1.27µm MIN GOLD OVER
1.27µm MIN NICKEL
- 3 FINISH:
COMPLIANT PIN AREA: 0.38µm MIN BRIGHT TIN LEAD
OVER 1.27µm MIN NICKEL
- 4 FINISH:
COMPLIANT PIN AREA: 0.38µm MIN MATTE TIN
OVER 1.27µm MIN NICKEL
- 5 ---
- 6 DATUMS AND BASIC DIMENSIONS ESTABLISHED BY CUSTOMER.
- 7 REFERENCE APPLICATION SPEC 114-13267 FOR RECOMMENDED
PLATING THRU HOLE DIAMETER AND PLATING THICKNESS.

2, 4	2102157-2
2, 3	2102157-1
FINISH	PART NUMBER

THIS DRAWING IS A CONTROLLED DOCUMENT. DIMENSIONING AND TOLERANCING PER GPS (150 STANDARDS)		DMN: D. BELACK 24JUN2009	TE Connectivity
DIMENSIONS: mm		CHK: A. TSANG 6-24-2009	
TOLERANCES UNLESS OTHERWISE SPECIFIED:		APVD: M. McALONIS 6-24-2009	NAME: Fortis Zd. 3-PAIR, 10-COLUMN, VERTICAL, SINGLE MODULE ASSEMBLY
0 PLC ±0.13		PRODUCT SPEC: 108-2409	
1 PLC ±0.05		APPLICATION SPEC: 114-13267	SIZE: CAGE CODE: DRAWING NO: A100779C=2102157
2 PLC ±0.05		WEIGHT: ~3.83g	
3 PLC ±0.05		CUSTOMER DRAWING	RESTRICTED TO: -
4 PLC ±0.05			SCALE: 8:1 SHEET: 1 OF 1 REV: D
ANGLES ±2°			