

## Printed-circuit board connector - MSTBU 2,5/18-ST-5,08-FL - 1824515

Please be informed that the data shown in this PDF Document is generated from our Online Catalog. Please find the complete data in the user's documentation. Our General Terms of Use for Downloads are valid (<http://download.phoenixcontact.com>)



Plug component, Nominal current: 12 A, Rated voltage (III/2): 320 V, Number of positions: 18, Pitch: 5.08 mm, Connection method: Screw connection, Color: green, Contact surface: Tin, Assembly: Direct mounting

The illustration shows a 15-position version



### Key commercial data

|                                      |           |
|--------------------------------------|-----------|
| Packing unit                         | 1 1       |
| Weight per Piece (excluding packing) | 37.74 GRM |
| Custom tariff number                 | 85366990  |
| Country of origin                    | Germany   |

### Technical data

#### Dimensions

|             |          |
|-------------|----------|
| Pitch       | 5.08 mm  |
| Dimension a | 86.36 mm |

#### General

|                                  |                     |
|----------------------------------|---------------------|
| Range of articles                | MSTBU 2,5/..-ST -FL |
| Insulating material group        | I                   |
| Rated surge voltage (III/3)      | 4 kV                |
| Rated surge voltage (III/2)      | 4 kV                |
| Rated surge voltage (II/2)       | 4 kV                |
| Rated voltage (III/3)            | 250 V               |
| Rated voltage (III/2)            | 320 V               |
| Rated voltage (II/2)             | 630 V               |
| Connection in acc. with standard | EN-VDE              |
| Nominal current $I_N$            | 12 A                |
| Nominal cross section            | 2.5 mm <sup>2</sup> |

# Printed-circuit board connector - MSTBU 2,5/18-ST-5,08-FL - 1824515

## Technical data

### General

|                                         |        |
|-----------------------------------------|--------|
| Maximum load current                    | 12 A   |
| Insulating material                     | PA     |
| Inflammability class according to UL 94 | V0     |
| Internal cylindrical gage               | A3     |
| Stripping length                        | 7 mm   |
| Number of positions                     | 18     |
| Screw thread                            | M3     |
| Tightening torque, min                  | 0.5 Nm |
| Tightening torque max                   | 0.6 Nm |

### Connection data

|                                                                                         |                      |
|-----------------------------------------------------------------------------------------|----------------------|
| Conductor cross section solid min.                                                      | 0.2 mm <sup>2</sup>  |
| Conductor cross section solid max.                                                      | 2.5 mm <sup>2</sup>  |
| Conductor cross section stranded min.                                                   | 0.2 mm <sup>2</sup>  |
| Conductor cross section stranded max.                                                   | 2.5 mm <sup>2</sup>  |
| Conductor cross section stranded, with ferrule without plastic sleeve min.              | 0.25 mm <sup>2</sup> |
| Conductor cross section stranded, with ferrule without plastic sleeve max.              | 2.5 mm <sup>2</sup>  |
| Conductor cross section stranded, with ferrule with plastic sleeve min.                 | 0.25 mm <sup>2</sup> |
| Conductor cross section stranded, with ferrule with plastic sleeve max.                 | 2.5 mm <sup>2</sup>  |
| Conductor cross section AWG/kcmil min.                                                  | 24                   |
| Conductor cross section AWG/kcmil max                                                   | 12                   |
| 2 conductors with same cross section, solid min.                                        | 0.2 mm <sup>2</sup>  |
| 2 conductors with same cross section, solid max.                                        | 1 mm <sup>2</sup>    |
| 2 conductors with same cross section, stranded min.                                     | 0.2 mm <sup>2</sup>  |
| 2 conductors with same cross section, stranded max.                                     | 1.5 mm <sup>2</sup>  |
| 2 conductors with same cross section, stranded, ferrules without plastic sleeve, min.   | 0.25 mm <sup>2</sup> |
| 2 conductors with same cross section, stranded, ferrules without plastic sleeve, max.   | 1 mm <sup>2</sup>    |
| 2 conductors with same cross section, stranded, TWIN ferrules with plastic sleeve, min. | 0.5 mm <sup>2</sup>  |
| 2 conductors with same cross section, stranded, TWIN ferrules with plastic sleeve, max. | 1 mm <sup>2</sup>    |
| Minimum AWG according to UL/CUL                                                         | 30                   |
| Maximum AWG according to UL/CUL                                                         | 12                   |

# Printed-circuit board connector - MSTBU 2,5/18-ST-5,08-FL - 1824515

## Classifications

### eCl@ss

|            |          |
|------------|----------|
| eCl@ss 4.0 | 272607xx |
| eCl@ss 4.1 | 27260701 |
| eCl@ss 5.0 | 27260701 |
| eCl@ss 5.1 | 27260701 |
| eCl@ss 6.0 | 27260704 |
| eCl@ss 7.0 | 27440402 |

### ETIM

|          |          |
|----------|----------|
| ETIM 3.0 | EC001121 |
| ETIM 4.0 | EC002638 |
| ETIM 5.0 | EC002638 |

### UNSPSC

|               |          |
|---------------|----------|
| UNSPSC 6.01   | 30211810 |
| UNSPSC 7.0901 | 39121409 |
| UNSPSC 11     | 39121409 |
| UNSPSC 12.01  | 39121409 |
| UNSPSC 13.2   | 39121409 |

## Approvals

### Approvals

---

#### Approvals

CSA / UL Recognized / VDE report with production monitoring / cUL Recognized / GOST / IEC CB Scheme / cULus Recognized

---

### Ex Approvals

---


### Approvals submitted

---


### Approval details

# Printed-circuit board connector - MSTBU 2,5/18-ST-5,08-FL - 1824515


## Approvals

CSA 


|                                | B     | D     |
|--------------------------------|-------|-------|
| mm <sup>2</sup> /AWG/kcmil     | 28-12 | 28-12 |
| Nominal current I <sub>N</sub> | 10 A  | 10 A  |
| Nominal voltage U <sub>N</sub> | 300 V | 300 V |

UL Recognized 

|                                | B     | D     |
|--------------------------------|-------|-------|
| mm <sup>2</sup> /AWG/kcmil     | 30-12 | 30-12 |
| Nominal current I <sub>N</sub> | 12 A  | 10 A  |
| Nominal voltage U <sub>N</sub> | 250 V | 300 V |

VDE report with production monitoring 

| mm <sup>2</sup> /AWG/kcmil     | 0.2-2.5 |
|--------------------------------|---------|
| Nominal current I <sub>N</sub> | 12 A    |
| Nominal voltage U <sub>N</sub> | 250 V   |

cUL Recognized 

|                                | B     | D     |
|--------------------------------|-------|-------|
| mm <sup>2</sup> /AWG/kcmil     | 30-12 | 30-12 |
| Nominal current I <sub>N</sub> | 12 A  | 10 A  |
| Nominal voltage U <sub>N</sub> | 250 V | 300 V |

GOST 

# Printed-circuit board connector - MSTBU 2,5/18-ST-5,08-FL - 1824515

## Approvals

|                                |         |
|--------------------------------|---------|
| IECEE CB Scheme                |         |
| mm <sup>2</sup> /AWG/kcmil     | 0.2-2.5 |
| Nominal current I <sub>N</sub> | 12 A    |
| Nominal voltage U <sub>N</sub> | 250 V   |



## Accessories

Accessories

Assembly

Mounting material - FLRP/ICV 80 - 1808353



Pair of guide rails, is inserted into the groove ICV/...G, height: 86 mm, hole diameter: 3.4 mm

## Marking

Marker cards - SK 5,08/3,8:FORTL.ZAHLEN - 0804293



Marker cards, Card, white, labeled, Horizontal: Consecutive numbers 1 - 10, 11 - 20, etc. up to 91 - (99)100, Mounting type: Adhesive, For terminal block width: 5.08 mm

## Plug/Adapter

Coding profile - CP-MSTB - 1734634



Coding profile, is inserted into the slot on the plug or inverted header, red insulating material

## Printed-circuit board connector - MSTBU 2,5/18-ST-5,08-FL - 1824515

### Accessories

#### Tools

Screwdriver - SZS 0,6X3,5 - 1205053



Actuation tool, for ST terminal blocks, insulated, also suitable for use as a bladed screwdriver, size: 0.6 x 3.5 x 100 mm, 2-component grip, with non-slip grip

---

Insertion bridge - EBP 2- 5 - 1733169



Insertion bridge, fully insulated, for connectors with 5.0 or 5.08 mm pitch, no. of positions: 2

---

### Additional products

Base strip - MSTB 2,5/18-G-5,08 - 1759172



Header, Nominal current: 12 A, Rated voltage (III/2): 320 V, Number of positions: 18, Pitch: 5.08 mm, Color: green, Contact surface: Tin, Assembly: Soldering

---

Base strip - MSTBA 2,5/18-G-5,08 - 1757404



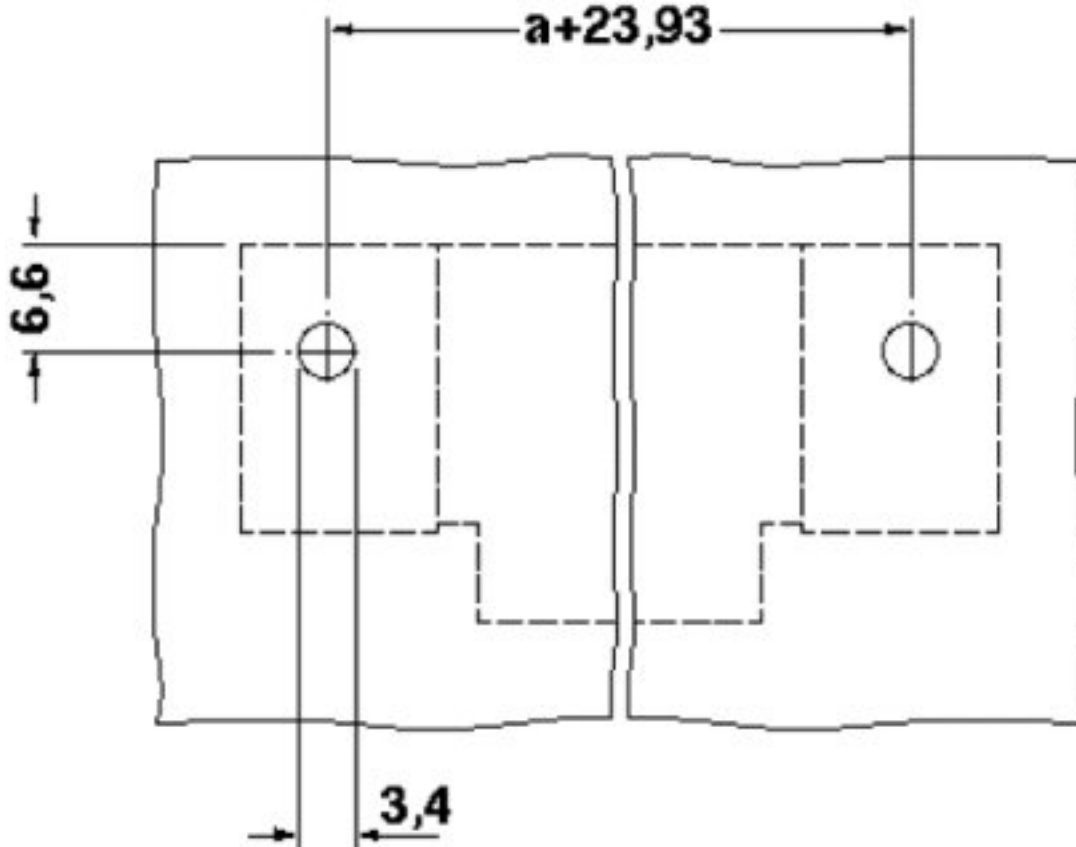
Header, Nominal current: 12 A, Rated voltage (III/2): 320 V, Number of positions: 18, Pitch: 5.08 mm, Color: green, Contact surface: Tin, Assembly: Soldering

---

### Drawings

# Printed-circuit board connector - MSTBU 2,5/18-ST-5,08-FL - 1824515

Drilling diagram



Dimensioned drawing

