

## Disconnect terminal block - UK 6-T-P - 3072800

Please be informed that the data shown in this PDF Document is generated from our Online Catalog. Please find the complete data in the user's documentation. Our General Terms of Use for Downloads are valid (<http://phoenixcontact.com/download>)



Disconnect terminal block, Connection method: Screw connection, Cross section: 0.5 mm<sup>2</sup> -10 mm<sup>2</sup> , AWG: 20 - 10, Width: 8.2 mm, Mounting type: NS 35/7,5, NS 35/15, NS 32, Color: gray

RoHS

### Key Commercial Data

Packing unit	1 STK
Minimum order quantity	50 STK
Weight per Piece (excluding packing)	24.800 g
Custom tariff number	85369010
Country of origin	India

### Technical data

#### Environmental Product Compliance

China RoHS	Hazardous substances above threshold values;
	Environmentally Friendly Use Period = 50;
	For details go to tab "Downloads", Category "Manufacturer's declaration"

#### General

Number of levels	1
Number of connections	2
Nominal cross section	6 mm <sup>2</sup>
Color	gray
Insulating material	PA
Flammability rating according to UL 94	V0
Rated surge voltage	6 kV
Degree of pollution	3
Overvoltage category	III

# Disconnect terminal block - UK 6-T-P - 3072800

## Technical data

### General

Insulating material group	I
Connection in acc. with standard	IEC 60947-7-1
Nominal current $I_N$	41 A
Maximum load current	57 A (with 10 mm <sup>2</sup> conductor cross section)
Nominal voltage $U_N$	500 V
Open side panel	Yes
Relative insulation material temperature index (Elec., UL 746 B)	130 °C
Temperature index of insulation material (DIN EN 60216-1 (VDE 0304-21))	130 °C
Static insulating material application in cold	-60 °C
Behavior in fire for rail vehicles (DIN 5510-2)	Test passed
Flame test method (DIN EN 60695-11-10)	V0
Oxygen index (DIN EN ISO 4589-2)	>32 %
NF F16-101, NF F10-102 Class I	2
NF F16-101, NF F10-102 Class F	2
Surface flammability NFPA 130 (ASTM E 162)	passed
Specific optical density of smoke NFPA 130 (ASTM E 662)	passed
Smoke gas toxicity NFPA 130 (SMP 800C)	passed
Calorimetric heat release NFPA 130 (ASTM E 1354)	28 MJ/kg
Fire protection for rail vehicles (DIN EN 45545-2) R22	HL 1 - HL 3
Fire protection for rail vehicles (DIN EN 45545-2) R23	HL 1 - HL 3
Fire protection for rail vehicles (DIN EN 45545-2) R24	HL 1 - HL 3
Fire protection for rail vehicles (DIN EN 45545-2) R26	HL 1 - HL 3

### Dimensions

Width	8.2 mm
Length	66.5 mm
Height NS 35/7,5	48 mm
Height NS 35/15	55.5 mm
Height NS 32	53 mm

### Connection data

Note	Terminal point
Conductor cross section solid min.	0.5 mm <sup>2</sup>
Conductor cross section solid max.	10 mm <sup>2</sup>
Conductor cross section flexible min.	0.5 mm <sup>2</sup>
Conductor cross section flexible max.	6 mm <sup>2</sup>
Conductor cross section AWG min.	20
Conductor cross section AWG max.	8

## Disconnect terminal block - UK 6-T-P - 3072800

### Technical data

#### Connection data

Conductor cross section flexible, with ferrule without plastic sleeve min.	0.5 mm <sup>2</sup>
Conductor cross section flexible, with ferrule without plastic sleeve max.	6 mm <sup>2</sup>
Conductor cross section flexible, with ferrule with plastic sleeve min.	0.5 mm <sup>2</sup>
Conductor cross section flexible, with ferrule with plastic sleeve max.	6 mm <sup>2</sup>
2 conductors with same cross section, solid min.	0.5 mm <sup>2</sup>
2 conductors with same cross section, solid max.	2.5 mm <sup>2</sup>
2 conductors with same cross section, stranded min.	0.5 mm <sup>2</sup>
2 conductors with same cross section, stranded max.	4 mm <sup>2</sup>
2 conductors with same cross section, stranded, ferrules without plastic sleeve, min.	0.5 mm <sup>2</sup>
2 conductors with same cross section, stranded, ferrules without plastic sleeve, max.	2.5 mm <sup>2</sup>
2 conductors with same cross section, stranded, TWIN ferrules with plastic sleeve, min.	0.5 mm <sup>2</sup>
2 conductors with same cross section, stranded, TWIN ferrules with plastic sleeve, max.	4 mm <sup>2</sup>
Connection method	Screw connection
Stripping length	10 mm
Internal cylindrical gage	A5
Screw thread	M4
Tightening torque, min	1.5 Nm
Tightening torque max	1.6 Nm

#### Standards and Regulations

Connection in acc. with standard	IEC 60947-7-1
Flammability rating according to UL 94	V0

### Drawings

#### Circuit diagram



### Classifications

eCl@ss

eCl@ss 4.0	27141126
eCl@ss 4.1	27141126
eCl@ss 5.0	27141126
eCl@ss 5.1	27141126

# Disconnect terminal block - UK 6-T-P - 3072800

## Classifications

### eCl@ss

eCl@ss 6.0	27141126
eCl@ss 7.0	27141126
eCl@ss 8.0	27141126
eCl@ss 9.0	27141126

### ETIM

ETIM 2.0	EC000902
ETIM 3.0	EC000902
ETIM 4.0	EC000902
ETIM 5.0	EC000902

### UNSPSC

UNSPSC 6.01	30211811
UNSPSC 7.0901	39121410
UNSPSC 11	39121410
UNSPSC 12.01	39121410
UNSPSC 13.2	39121410

## Approvals


### Approvals

#### Approvals

UL Recognized / cUL Recognized / EAC / EAC / cULus Recognized


#### Ex Approvals

### Approval details

UL Recognized  <a href="http://database.ul.com/cgi-bin/XYVV/template/LISEXT/1FRAME/index.htm">http://database.ul.com/cgi-bin/XYVV/template/LISEXT/1FRAME/index.htm</a> FILE E 60425		
	B	C
mm <sup>2</sup> /AWG/kcmil	26-8	26-8
Nominal current I <sub>N</sub>	30 A	30 A
Nominal voltage U <sub>N</sub>	600 V	600 V


## Disconnect terminal block - UK 6-T-P - 3072800

### Approvals

cUL Recognized  <a href="http://database.ul.com/cgi-bin/XYV/template/LISEXT/1FRAME/index.htm">http://database.ul.com/cgi-bin/XYV/template/LISEXT/1FRAME/index.htm</a> FILE E 60425		
	B	C
mm <sup>2</sup> /AWG/kcmil	26-8	26-8
Nominal current IN	30 A	30 A
Nominal voltage UN	600 V	600 V

EAC EAC-Zulassung

EAC 7500651.22.01.00246

cULus Recognized  <http://database.ul.com/cgi-bin/XYV/template/LISEXT/1FRAME/index.htm>

### Accessories

#### Accessories

##### Cover profile

Cover profile - AP 3 CM - 5022876



Cover profile for covering terminal strips, snaps onto AP 3-TU, AP 3-TNS 35 cover profile carriers, can be labeled with AP-ES insert strip. A cover profile carrier is to be positioned at the ends and at intervals of around approx. 40 cm. Supply length: As per customer order

Cover profile - AP 3 METER - 5022643



Cover profile, for covering terminal strips, snaps onto cover profile carrier AP 3-TU, AP 3-TNS 35, can be marked with insert strip AP-ES. Cover profile carriers should be placed at the ends and at intervals of approx. 40 cm. Length: 1 m

##### Cover profile carrier

## Disconnect terminal block - UK 6-T-P - 3072800

### Accessories

Cover profile carrier - AP 3-TU - 5022656



Cover profile carrier for mounting on NS 32 or NS 35/7.5 DIN rail for attaching the cover profile AP 3.2 mm thick

---

Cover profile carrier - AP 3-TNS 35 - 5022672



Sealable cover profile, for mounting on NS 35/7.5 DIN rail, for fixing the cover profile AP 3, with plastic knurled nut M5, space requirement: 13 mm

---

### DIN rail

DIN rail perforated - NS 32 PERF 2000MM - 1201002



G-profile DIN rail, material: Steel, perforated, height 15 mm, width 32 mm, length 2 m

---

DIN rail, unperforated - NS 32 UNPERF 2000MM - 1201015



G-profile DIN rail, material: Steel, unperforated, height 15 mm, width 32 mm, length 2 m

---

DIN rail perforated - NS 35/ 7,5 PERF 2000MM - 0801733



DIN rail, material: steel galvanized and passivated with a thick layer, perforated, height 7.5 mm, width 35 mm, length: 2000 mm

---

## Disconnect terminal block - UK 6-T-P - 3072800

### Accessories

DIN rail, unperforated - NS 35/ 7,5 UNPERF 2000MM - 0801681



DIN rail, material: Steel, unperforated, height 7.5 mm, width 35 mm, length: 2 m

---

DIN rail perforated - NS 35/ 7,5 WH PERF 2000MM - 1204119



DIN rail 35 mm (NS 35)

---

DIN rail - NS 35/ 7,5 WH UNPERF 2000MM - 1204122



DIN rail 35 mm (NS 35)

---

DIN rail, unperforated - NS 35/ 7,5 AL UNPERF 2000MM - 0801704



DIN rail, unperforated, Width: 35 mm, Height: 7.5 mm, Length: 2000 mm, Color: silver

---

DIN rail perforated - NS 35/ 7,5 ZN PERF 2000MM - 1206421



DIN rail, material: Galvanized, perforated, height 7.5 mm, width 35 mm, length: 2 m

---

## Disconnect terminal block - UK 6-T-P - 3072800

### Accessories

DIN rail, unperforated - NS 35/ 7,5 ZN UNPERF 2000MM - 1206434



DIN rail, material: Galvanized, unperforated, height 7.5 mm, width 35 mm, length: 2 m

---

DIN rail, unperforated - NS 35/ 7,5 CU UNPERF 2000MM - 0801762



DIN rail, material: Copper, unperforated, height 7.5 mm, width 35 mm, length: 2 m

---

End cap - NS 35/ 7,5 CAP - 1206560



DIN rail end piece, for DIN rail NS 35/7.5

---

DIN rail perforated - NS 35/15 PERF 2000MM - 1201730



DIN rail, material: steel galvanized and passivated with a thick layer, perforated, height 15 mm, width 35 mm, length: 2000 mm

---

DIN rail, unperforated - NS 35/15 UNPERF 2000MM - 1201714



DIN rail, material: Steel, unperforated, height 15 mm, width 35 mm, length: 2 m

---



## Disconnect terminal block - UK 6-T-P - 3072800

### Accessories

DIN rail perforated - NS 35/15 WH PERF 2000MM - 0806602



DIN rail 35 mm (NS 35)

---

DIN rail - NS 35/15 WH UNPERF 2000MM - 1204135



DIN rail 35 mm (NS 35)

---

DIN rail, unperforated - NS 35/15 AL UNPERF 2000MM - 1201756



DIN rail, deep drawn, high profile, unperforated, 1.5 mm thick, material: aluminum, height 15 mm, width 35 mm, length 2000 mm

---

DIN rail perforated - NS 35/15 ZN PERF 2000MM - 1206599



DIN rail, material: Galvanized, perforated, height 15 mm, width 35 mm, length: 2 m

---

DIN rail, unperforated - NS 35/15 ZN UNPERF 2000MM - 1206586



DIN rail, material: Galvanized, unperforated, height 15 mm, width 35 mm, length: 2 m

---

## Disconnect terminal block - UK 6-T-P - 3072800

### Accessories

DIN rail, unperforated - NS 35/15 CU UNPERF 2000MM - 1201895



DIN rail, material: Copper, unperforated, 1.5 mm thick, height 15 mm, width 35 mm, length: 2 m

---

End cap - NS 35/15 CAP - 1206573



DIN rail end piece, for DIN rail NS 35/15

---

DIN rail, unperforated - NS 35/15-2,3 UNPERF 2000MM - 1201798



DIN rail, material: Steel, unperforated, 2.3 mm thick, height 15 mm, width 35 mm, length: 2 m

---

### End block

End clamp - CLIPFIX 35 - 3022218



Quick mounting end clamp for NS 35/7,5 DIN rail or NS 35/15 DIN rail, with marking option, width: 9.5 mm, color: gray

---

End clamp - CLIPFIX 35-5 - 3022276



Quick mounting end clamp for NS 35/7,5 DIN rail or NS 35/15 DIN rail, with marking option, with parking option for FBS...5, FBS...6, KSS 5, KSS 6, width: 5.15 mm, color: gray

---

## Disconnect terminal block - UK 6-T-P - 3072800

### Accessories

End clamp - E/NS 35 N - 0800886



End clamp, width: 9.5 mm, color: gray

---

End clamp - E/UK - 1201442



End clamp, Width: 9.5 mm, Height: 35.3 mm, Length: 50.5 mm, Color: gray

---

End clamp - E/UK 1 - 1201413



End clamps, for supporting the ends of double-level and three-level terminal blocks, width: 10 mm, color: gray

---

End cover

End cover - D-UK 6-T - 3072802



End cover, Length: 66.5 mm, Width: 2.2 mm, Height: 37.9 mm, Color: gray

---

Insertion bridge

Insertion bridge - EB 2- 8 - 0202154



Insertion bridge, Pitch: 8 mm, Number of positions: 2, Color: gray

## Disconnect terminal block - UK 6-T-P - 3072800

### Accessories

---

Insertion bridge - EB 3- 8 - 0202141



Insertion bridge, Pitch: 8 mm, Number of positions: 3, Color: gray

---

Insertion bridge - EB 4- 8 - 0202142



Insertion bridge, Pitch: 8 mm, Number of positions: 4, Color: gray

---

Insertion bridge - EB 10- 8 - 0202138



Insertion bridge, Pitch: 8 mm, Number of positions: 10, Color: gray

---

Insertion bridge - EB 1/3/5/7-8 - 3072340



Insertion bridge, Pitch: 16.4 mm, Length: 24 mm, Width: 55.4 mm, Number of positions: 4, Pin assignment: 1, 3, 5, 7, Color: gray

---

Insertion bridge - EB 1/3/5-8 - 3072341



Insertion bridge, Pitch: 16.4 mm, Length: 24 mm, Width: 39 mm, Number of positions: 3, Pin assignment: 1,3,5, Color: gray

---

Labeled terminal marker

## Disconnect terminal block - UK 6-T-P - 3072800

### Accessories

#### Zack marker strip - ZB 8 CUS - 0825011



Zack marker strip, can be ordered: Strip, white, labeled according to customer specifications, Mounting type: Snap into tall marker groove, for terminal block width: 8.2 mm, Lettering field: 10.5 x 8.15 mm

---

#### Marker for terminal blocks - UC-TM 8 CUS - 0824597



Marker for terminal blocks, can be ordered: by sheet, white, labeled according to customer specifications, Mounting type: Snap into tall marker groove, for terminal block width: 8.2 mm, Lettering field: 7.6 x 10.5 mm

---

#### Marker for terminal blocks - UCT-TM 8 CUS - 0829616



Marker for terminal blocks, can be ordered: by sheet, white, labeled according to customer specifications, Mounting type: Snap into tall marker groove, for terminal block width: 8.2 mm, Lettering field: 7.6 x 10.5 mm

---

#### Zack marker strip - ZB 8,LGS:FORTL.ZAHLEN - 1052015



Zack marker strip, Strip, white, labeled, can be labeled with: Plotter, Printed horizontally: Consecutive numbers 1 - 10, 11 - 20, etc. up to 491 - 500, Mounting type: Snap into tall marker groove, for terminal block width: 8.2 mm, Lettering field: 10.5 x 8.15 mm

---

#### Zack marker strip - ZB 8,QR:FORTL.ZAHLEN - 1052028



Zack marker strip, Strip, white, labeled, can be labeled with: Plotter, Printed vertically: Consecutive numbers 1 - 10, 11 - 20, etc. up to 91 - 100, Mounting type: Snap into tall marker groove, for terminal block width: 8.2 mm, Lettering field: 10.5 x 8.15 mm

## Disconnect terminal block - UK 6-T-P - 3072800

### Accessories

Marker for terminal blocks - ZB 8,LGS:L1-N,PE - 1052413



Marker for terminal blocks, Strip, white, labeled, can be labeled with: Plotter, Horizontal: L1, L2, L3, N, PE, L1, L2, L3, N, PE, Mounting type: Snap into tall marker groove, for terminal block width: 8.2 mm, Lettering field: 10.5 x 8.15 mm

---

### Partition plate

Separating plate - TS-UK 6-T - 3072820



Separating plate, Length: 66.5 mm, Width: 1 mm, Height: 62.5 mm, Color: gray

---

### Screw bridge

Fixed bridge - SCBI 10-8,15 - 3245134



Fixed bridge, Pitch: 8.2 mm, Number of positions: 10, Color: silver

---

Fixed bridge - SCBI 10-8,15 ISO - 3000417



Fixed bridge, Pitch: 8.2 mm, Number of positions: 10, Color: silver

---

### Screwdriver tools

## Disconnect terminal block - UK 6-T-P - 3072800

### Accessories

Screwdriver - SZS 1,0X4,0 VDE - 1205066



Screwdriver, slot-headed, VDE insulated, size: 1.0 x 4.0 x 100 mm, 2-component grip, with non-slip grip

---

Screwdriver - SZS 0,6X3,5 - 1205053



Actuation tool, for ST terminal blocks, insulated, also suitable for use as a bladed screwdriver, size: 0.6 x 3.5 x 100 mm, 2-component grip, with non-slip grip

---

### Short-circuit connector

Short-circuit connector - KSS 8 - 0311540



Short-circuit connector, Pitch: 8 mm, Number of positions: 2, Color: black

---

Short-circuit connector - KSSI 2-8 - 3000722



Short-circuit connector, Pitch: 8 mm, Length: 11 mm, Width: 16.2 mm, Number of positions: 2, Color: black

---

Short-circuit connector - KSSI 4-8 - 3000735



Short-circuit connector, Pitch: 8 mm, Number of positions: 4, Color: black

---

## Disconnect terminal block - UK 6-T-P - 3072800

### Accessories

#### Switching jumper

Switching jumper - SB 6-T 2-8 - 3075842



Switching jumper, Pitch: 8 mm, Number of positions: 2, Color: orange

---

Switching jumper - SB 6-T 3-8 - 3075843



Switching jumper, Pitch: 8 mm, Number of positions: 3, Color: orange

---

Switching jumper - SB 6-T 4-8 - 3075844



Switching jumper, Pitch: 8 mm, Number of positions: 4, Color: orange

---

Switching jumper - SBP-TB 6-T 2-8 - 3070321



Switching jumper, Pitch: 8.2 mm, Number of positions: 2, Color: orange

---

Switching jumper - SBP-TB 6-T 3-8 - 3070322



Switching jumper, Pitch: 8.2 mm, Number of positions: 3, Color: orange

---



## Disconnect terminal block - UK 6-T-P - 3072800

### Accessories

Switching jumper - SBP-TB 6-T 4-8 - 3070323



Switching jumper, Pitch: 8.2 mm, Number of positions: 4, Color: orange

---

Switching jumper - SB 1/3/5/7-8-T - 3075845



Switching jumper, Number of positions: 7, Pin assignment: 1, 3, 5, 7, Color: orange

---

### Switching lock

Switching lock - SL-SB - 3035761



Switching lock, for additional locking of short-circuit switching elements in current transformer measuring circuits, Length: 16.3 mm, Width: 12.5 mm, Height: 13.6 mm, Color: white

---

### Terminal marking

Zack marker strip - ZB 8:UNBEDRUCKT - 1052002



Zack marker strip, Strip, white, unlabeled, can be labeled with: Plotter, Mounting type: Snap into tall marker groove, for terminal block width: 8.2 mm, Lettering field: 10.5 x 8.15 mm

---

Marker for terminal blocks - UC-TM 8 - 0818072



Marker for terminal blocks, Sheet, white, unlabeled, can be labeled with: BLUEMARK CLED, BLUEMARK LED, Plotter, Mounting type: Snap into tall marker groove, for terminal block width: 8.2 mm, Lettering field: 7.6 x 10.5 mm

## Disconnect terminal block - UK 6-T-P - 3072800

### Accessories

---

#### Marker for terminal blocks - UCT-TM 8 - 0828740



Marker for terminal blocks, Sheet, white, unlabeled, can be labeled with: THERMOMARK CARD, BLUEMARK CLED, BLUEMARK LED, TOPMARK LASER, THERMOMARK PRIME, Mounting type: Snap into tall marker groove, for terminal block width: 8.2 mm, Lettering field: 7.6 x 10.5 mm

---

#### Test socket

##### Female test connector - PSBJ 6-T GY - 3070316



Female test connector, Color: gray

---

##### Female test connector - PSBJ 6-T BN - 3070317



Female test connector, Color: brown

---

##### Female test connector - PSBJ 6-T BK - 3070318



Female test connector, Color: black

---

##### Female test connector - PSBJ 6-T RD - 3070319



Female test connector, Color: red

---

## Disconnect terminal block - UK 6-T-P - 3072800

### Accessories

Female test connector - PSBJ 6-T OG - 3070320



Female test connector, Color: orange

---

Female test connector - PSBJ 6-T WH - 3070324



Female test connector, Color: white

---

Female test connector - PSBJ 6-T YE - 3070326



Female test connector, Color: yellow

---

Female test connector - PSBJ 6-T GN - 3070327



Female test connector, Color: green

---

Female test connector - PSBJ 6-T VT - 3070328



Female test connector, Color: violet

---

## Disconnect terminal block - UK 6-T-P - 3072800

### Accessories

Female test connector - PSBJ 6-T BU - 3070329



Female test connector, Color: blue