

ADV001 Latching Bipolar Digital Switches

Features:

- Latching bipolar operation (south field ON, north field OFF)
- Extremely low operate points for high sensitivity and wide airgaps
- Digital switch output
- MSOP8 and TDFN6 packages

Description:

The ADV001 is a GMR Digital Switch™ product using a unique bipolar output GMR material. This material allows a sensor with a negative (south pole) operate point and a positive (north pole) release point.

The sensor can provide two travel limits with a single sensor, or be used with alternating north / south pole magnetic encoders.

The sensor is extremely sensitive with typical operate/release points of ± 4 oersteds. Operate points are also extremely stable over a temperature range of -40°C to $+125^{\circ}\text{C}$. The high sensitivity and excellent temperature stability give the ADV001 better airgap performance and switching precision than other products. The output is on/off current-sinking. The IC is available in an MSOP8 (part number ADV001-00E) or 2.5 mm x 2.5 mm TDFN6 package (part number ADV001-10E).

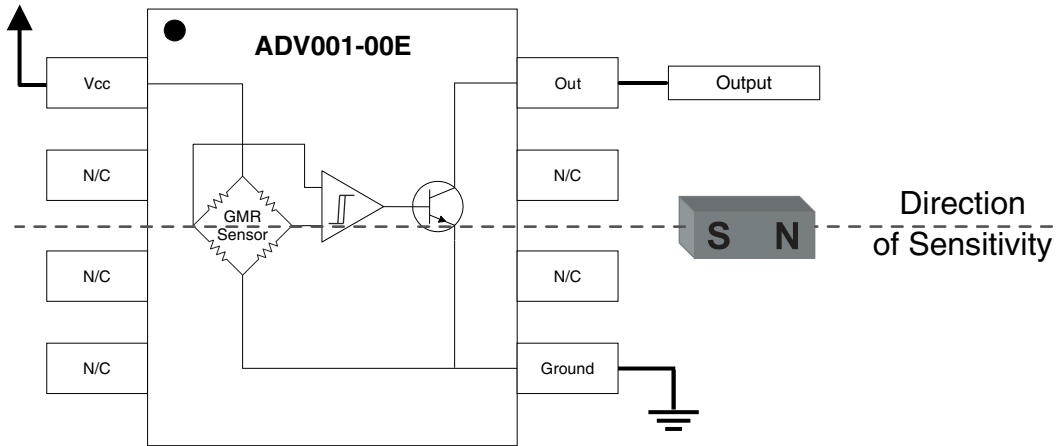
The following specifications are valid over all operating voltage and temperature ranges:

Parameter	Min.	Typ.	Max.	Units
Magnetic Operate Point ¹	-10	-4	0	Oersteds
Magnetic Release Point ¹	0	4	10	Oersteds
Operate/Release Differential	2		12	Oersteds
Off-Axis Field			250	Oersteds
Operating Supply Voltage (V_{CC})	4.5		30	Volts
Quiescent Supply Current ($V_{CC} = 12\text{ V}$)	2.5		4.5	mA
Output Drive Current	0		20	mA
V_{OL} ($V_{CC} \geq 5\text{ V}$; 20 mA output sink current ²)			0.4	Volts
Frequency Response	100			KHz
Temperature Range of Operation	-40		125	$^{\circ}\text{C}$

Notes:

1. V_{OL} at $V_{CC} = 4.5\text{ V}$ may exceed 0.4 V.
2. 1 Oe (Oersted) = 1 Gauss in air = 0.1 mT.

Functional Block Diagram and Pinout



Operation

The magnetic field should be applied in the plane of the IC package in the direction of sensitivity (the cross-axis direction). The output is open collector, so an external pull-up resistor is required. The output is configured for pull-down when “ON.”

The charts below show the response of the ADV001 bipolar sensor compared to typical sensors, which are “omnipolar”:

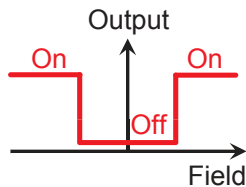


Figure 1a: Typical magnetic switch.

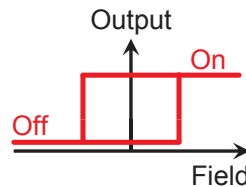
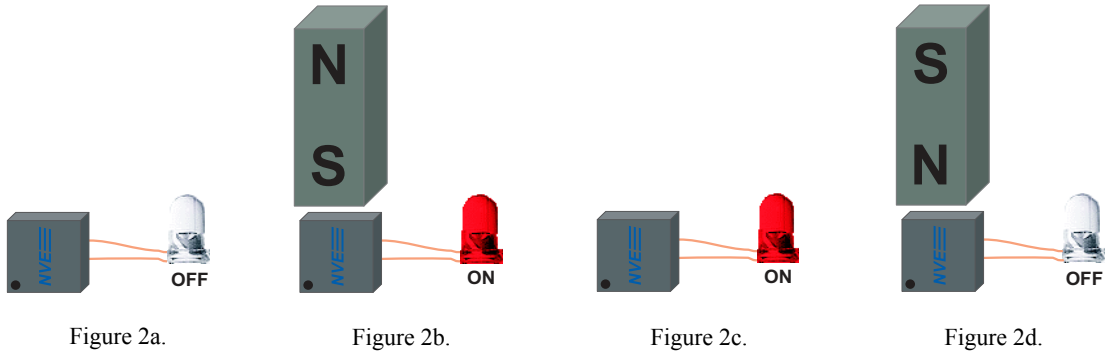


Figure 1b: ADV001 bipolar magnetic sensor.

The following figures illustrate the sensor's operation:



A south magnetic field on the pin 8 side of the part (or a north field on the pin 1 side) turns the sensor on (Figure 2b). The output remains latched on (Figure 2c) until an opposite field is applied (Figure 2d).

Typical Applications

Ring-magnet encoder

As illustrated in Fig. 3a, ADV001 sensors are ideal to detect the alternating north and south poles of a ring-magnet. Because of their extraordinary sensitivity, the sensors can be positioned a large distance from the ring magnet.

Linear actuator with two travel limits

ADV001 sensors can provide two travel limits with a single sensor, by positioning a north magnet pole at one limit, and a south pole at the other as illustrated below. The sensor output toggles at each limit, and can be used to set the direction of a reciprocating linear actuator as shown in Fig. 3b.

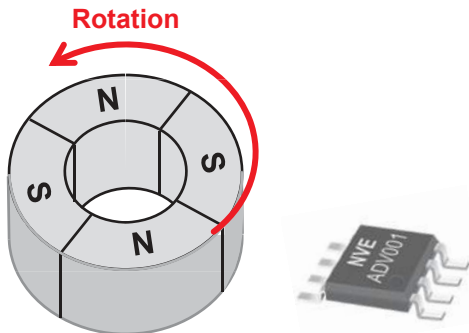


Figure 3a. Ring-magnet encoder.

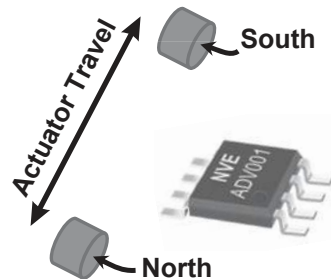
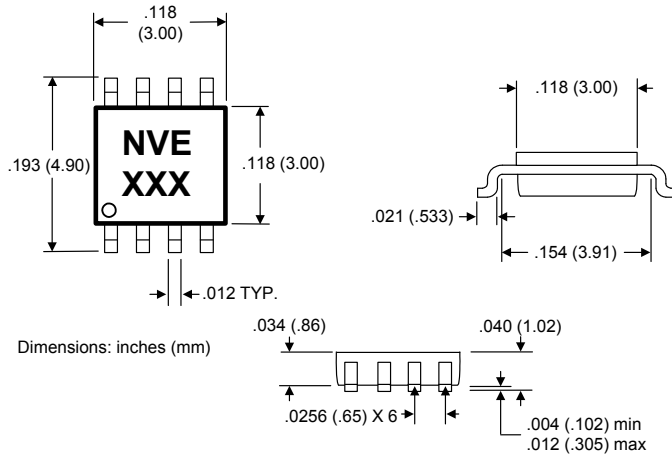


Figure 3b. Linear actuator with two travel limits.

Package Drawings and Specifications

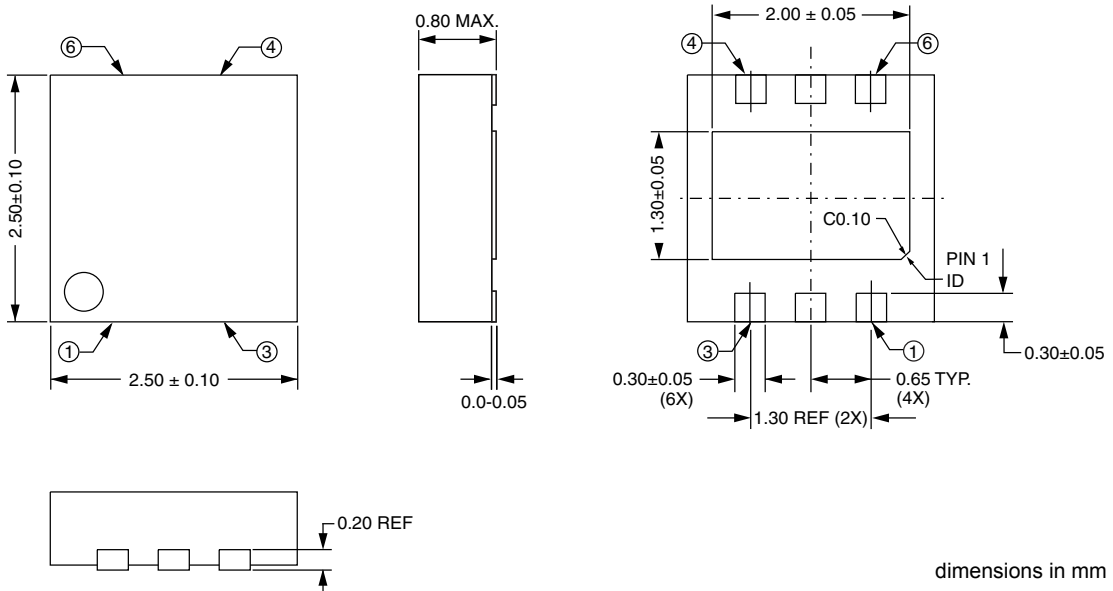
MSOP8 (ADV001-00E)



Notes:

1. The MSOP8 package has thermal power dissipation of 320°C/Watt in free air.
2. Thermal performance is improved when the package is soldered to a circuit board.

2.5 mm x 2.5 mm TDFN6 (ADV001-10E)



Notes:

1. The TDFN6 package has thermal power dissipation of 320°C/Watt in free air.
2. Thermal performance is improved when the package is soldered to a circuit board.

Pinout	Package	
	MSOP8 (ADV001-00E)	TDFN6 (ADV001-10E)
V _{CC}	Pin 1	Pin 1
Ground	Pin 5	Pin 4
Out	Pin 8	Pin 6

©NVE Corporation

All rights are reserved. Reproduction in whole or in part is prohibited without the prior written consent of the copyright owner.

SB-00-016
March 2016

Datasheet Limitations

The information and data provided in datasheets shall define the specification of the product as agreed between NVE and its customer, unless NVE and customer have explicitly agreed otherwise in writing. All specifications are based on NVE test protocols. In no event however, shall an agreement be valid in which the NVE product is deemed to offer functions and qualities beyond those described in the datasheet.

Limited Warranty and Liability

Information in this document is believed to be accurate and reliable. However, NVE does not give any representations or warranties, expressed or implied, as to the accuracy or completeness of such information and shall have no liability for the consequences of use of such information.

In no event shall NVE be liable for any indirect, incidental, punitive, special or consequential damages (including, without limitation, lost profits, lost savings, business interruption, costs related to the removal or replacement of any products or rework charges) whether or not such damages are based on tort (including negligence), warranty, breach of contract or any other legal theory.

Right to Make Changes

NVE reserves the right to make changes to information published in this document including, without limitation, specifications and product descriptions at any time and without notice. This document supersedes and replaces all information supplied prior to its publication.

Use in Life-Critical or Safety-Critical Applications

Unless NVE and a customer explicitly agree otherwise in writing, NVE products are not designed, authorized or warranted to be suitable for use in life support, life-critical or safety-critical devices or equipment. NVE accepts no liability for inclusion or use of NVE products in such applications and such inclusion or use is at the customer's own risk. Should the customer use NVE products for such application whether authorized by NVE or not, the customer shall indemnify and hold NVE harmless against all claims and damages.

Applications

Applications described in this datasheet are illustrative only. NVE makes no representation or warranty that such applications will be suitable for the specified use without further testing or modification.

Customers are responsible for the design and operation of their applications and products using NVE products, and NVE accepts no liability for any assistance with applications or customer product design. It is customer's sole responsibility to determine whether the NVE product is suitable and fit for the customer's applications and products planned, as well as for the planned application and use of customer's third party customers. Customers should provide appropriate design and operating safeguards to minimize the risks associated with their applications and products.

NVE does not accept any liability related to any default, damage, costs or problem which is based on any weakness or default in the customer's applications or products, or the application or use by customer's third party customers. The customer is responsible for all necessary testing for the customer's applications and products using NVE products in order to avoid a default of the applications and the products or of the application or use by customer's third party customers. NVE accepts no liability in this respect.

Limiting Values

Stress above one or more limiting values (as defined in the Absolute Maximum Ratings System of IEC 60134) will cause permanent damage to the device. Limiting values are stress ratings only and operation of the device at these or any other conditions above those given in the recommended operating conditions of the datasheet is not warranted. Constant or repeated exposure to limiting values will permanently and irreversibly affect the quality and reliability of the device.

Terms and Conditions of Sale

In case an individual agreement is concluded only the terms and conditions of the respective agreement shall apply. NVE hereby expressly objects to applying the customer's general terms and conditions with regard to the purchase of NVE products by customer.

No Offer to Sell or License

Nothing in this document may be interpreted or construed as an offer to sell products that is open for acceptance or the grant, conveyance or implication of any license under any copyrights, patents or other industrial or intellectual property rights.

Export Control

This document as well as the items described herein may be subject to export control regulations. Export might require a prior authorization from national authorities.

Automotive Qualified Products

Unless the datasheet expressly states that a specific NVE product is automotive qualified, the product is not suitable for automotive use. It is neither qualified nor tested in accordance with automotive testing or application requirements. NVE accepts no liability for inclusion or use of non-automotive qualified products in automotive equipment or applications.

In the event that customer uses the product for design-in and use in automotive applications to automotive specifications and standards, customer (a) shall use the product without NVE's warranty of the product for such automotive applications, use and specifications, and (b) whenever customer uses the product for automotive applications beyond NVE's specifications such use shall be solely at customer's own risk, and (c) customer fully indemnifies NVE for any liability, damages or failed product claims resulting from customer design and use of the product for automotive applications beyond NVE's standard warranty and NVE's product specifications.