


## Product Specification for Approval

WE ARE PLEASED IN SUBMITTING OUR SAMPLES WITH SPECIFICATION TO YOU FOR APPROVAL.

<b>CUSTOMER</b>	:	
<b>DESCRIPTION</b>	:	<b>POWER INDUCTOR</b>
<b>MNC P/N</b>	:	<b>MHA0730SGR15MA</b>
<b>VERSION</b>	:	<b>A0</b>
<b>CUSTOMER P/N</b>	:	
<b>ISSUED DATE</b>	:	<b>2020/4/25</b>
<b>PHOTO OF PRODUCT</b>	:	
<b>WEIGHT</b>	:	<b>0.8g</b>
<b>MADE IN</b>	:	<b>CHINA</b>

APPROVED BY MNC		
PREPARED BY	CHECKED BY	APPROVED BY
Fanny	Rongyin Chen	Bill Ya

APPROVED BY CUSTOMER
SIGNATURE OR STAMP

1. PLEASE SEND BACK US A COPY OF THE SPECIFICATION WITH YOUR STAMP OR SIGNATURE ONCE THE SAMPLES APPROVED.
2. IT WILL BE DEEMED THE SAMPLES TO BE APPROVED IF NO FEEDBACK.

东莞铭普光磁股份有限公司

Add: Shipai Town, Dongguan City, Guangdong Province, China

TEL: +86-769-86921000

FAX: +86-769-81701563

**INDEX**

1. INDEX-----	1
2. CHANGE RECORD-----	1
3. MECHANICAL-----	2
4. SCHEMATIC-----	3
5. PACKING-----	4
6. MATERIAL LIST-----	5
7. RECOMMENDED SOLDERING PROFILE-----	6

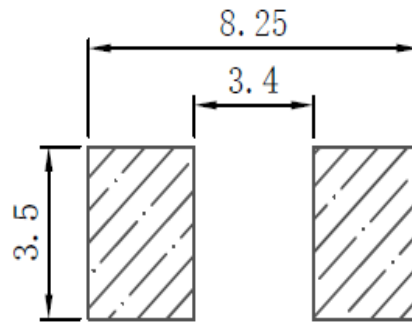
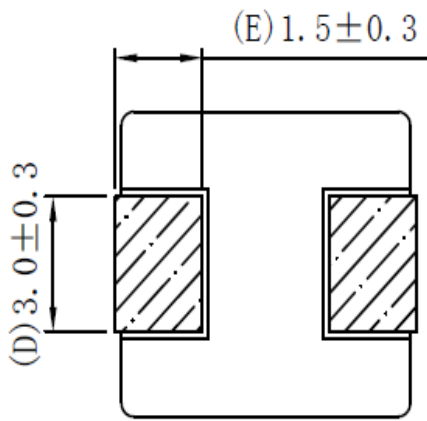
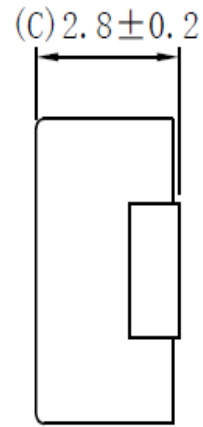
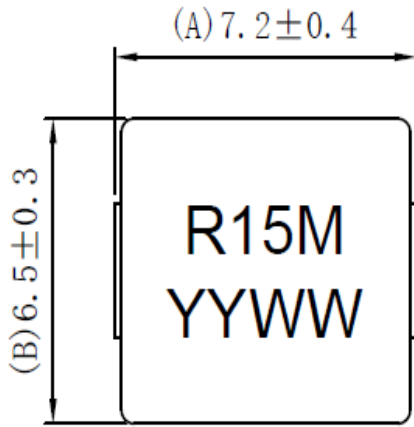
**CHANGE RECORD**

<b>REV.</b>	<b>DESCRIPTION (Content or Reason For Change)</b>	<b>DATE</b>	<b>REVISOR</b>
A0	INITIAL RELEASE	2020/4/25	Fanny

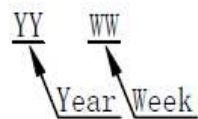
**SPECIFICATION**

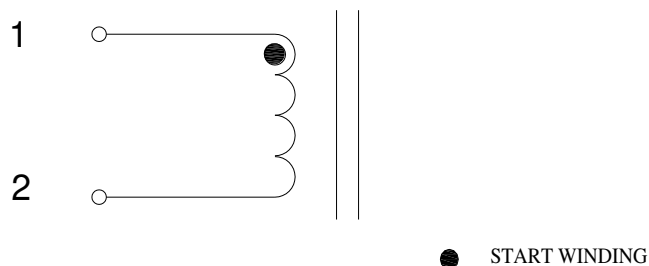
**Part No. MHA0730SGR15MA**

**A.MECHANICAL DIMENSIONS(Unit:mm):**



Suggested Pad Layout  
Dimensions are in mm



**SPECIFICATION**
**Part No. MHA0730SGR15MA**
**B. SCHEMATIC :**

**C. ELECTRICAL SPECIFICATION @25°C**

ITEM	SPECIFICATION	TEST CONDITION	TEST EQUIPMENT
INDUCTANCE : 1-2	0.15uH $\pm$ 20%	100KHz, 0.25V	TH3260B OR EQU.
DC RESISTANCE : 1-2	0.90m $\Omega$ $\pm$ 10%	25°C	TOS8020 OR EQU.
Isat :	41A	100KHz, 0.25V,	WK3260B+WK3265B
Irms :	35A	25°C	WK3260B+WK3265B
OPERATING TEMPERATURE RANGE : (INCLUDING COIL' SELF TEMPERATURE RISE)		-55°C to 125°C	
STORAGE TEMPERATURE RANGE :		-55°C to 125°C	

**REMARK:**

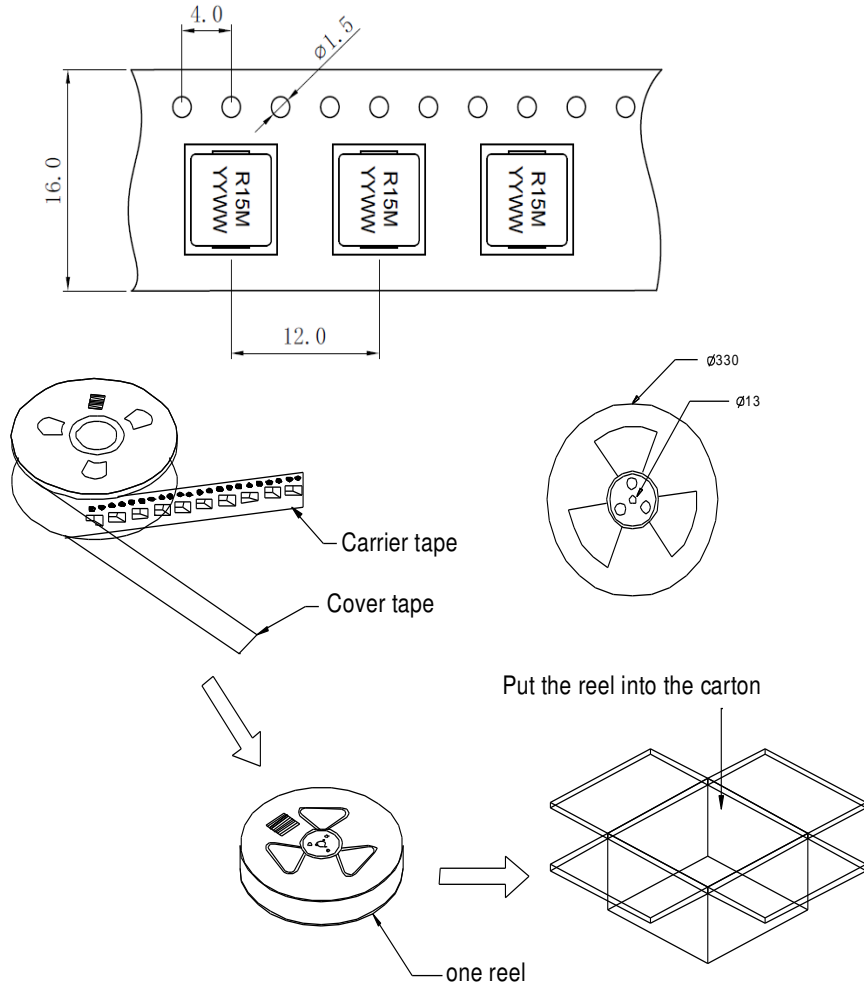
- 1.The rated current as listed is either the saturation current or the heating current depending on which value is lower.
- 2.Saturation Current (Isat) is the current which causes the inductance to drop approximately 30% from the nominal inductance at 0ADC at the stated ambient temperature(25°C).
- 3.Heating Current (Irms) is the DC current which causes the part temperature to increase by approximately 40°C . This current is determined by soldering the component on a typical application PCB, and then applying the current to the device for 30 minutes.

**PACKAGE**

**Part No. MHA0730SGR15MA**

**1. PACKING:**

**a. PACKAGING AS BELOW (ONLY FOR REFERENCE):**



**b. Q'TY:**

1500PCS/REEL  
 10REELS/CASE  
 15000PCS/CASE

**c. LABEL:**



**REMARK:**

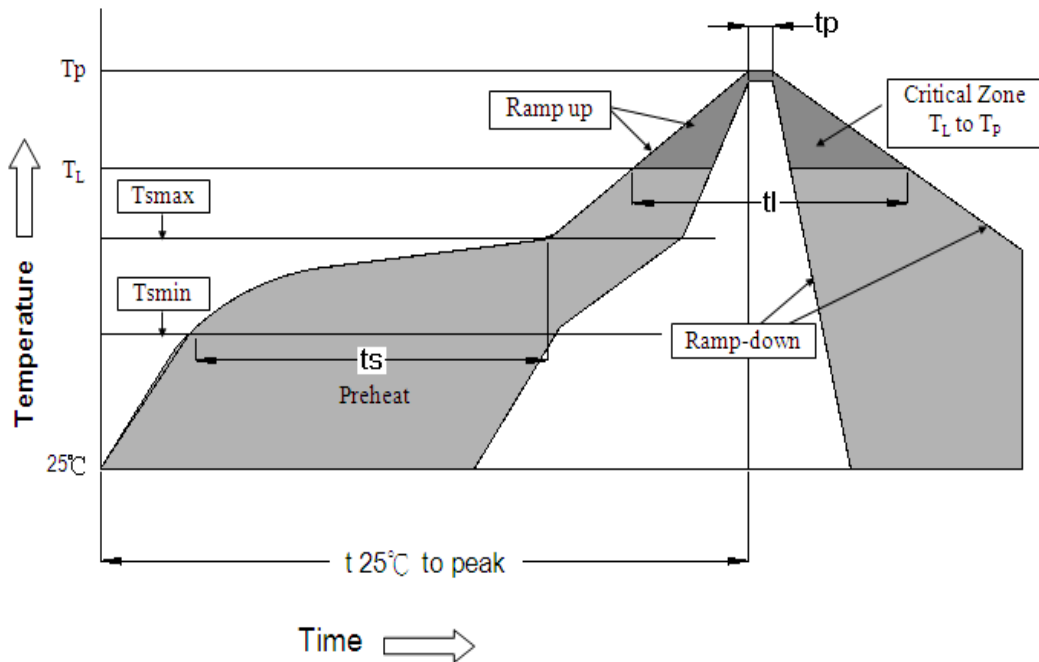
ABOVE PACKING IS FOR YOUR REFERENCE ONLY, WHICH MIGHT BE CHANGED WITHOUT NOTICE.

**MATERIAL LIST**
**Part No. MHA0730SGR15MA**
**BOM**

<b>MATERIAL LIST</b>					
<b>NO.</b>	<b>ITEM</b>	<b>MATERIAL</b>	<b>RATING</b>	<b>SUPPLIER OF MATERIAL</b>	<b>UL</b>
<b>1</b>	<b>IRON BODY</b>	<b>Alloy Magnetic Powder</b>	<b>-----</b>	<b>ANTAI</b>	<b>N/A</b>
<b>2</b>	<b>WIRE</b>	<b>AIW</b>	<b>220℃</b>	<b>PACIFIC</b>	<b>E201757</b>
	<b>WIRE</b>	<b>AIW</b>	<b>220℃</b>	<b>ELEKTRISOLA</b>	<b>E258243</b>
<b>3</b>	<b>BLACK INK</b>	<b>LTS19</b>	<b>-----</b>	<b>JIZHOU</b>	<b>N/A</b>

**1. RECOMMENDED REFLOW SOLDERING PROFILE:**

Below content is only for your reference.



$T = 217^{\circ}\text{C}$

$T_p = 250^{\circ}\text{C}$

$t_s = 60-180\text{s}$      $T_s \text{ max} = 200^{\circ}\text{C}$      $T_s \text{ min} = 150^{\circ}\text{C}$

$t_L = 60-150\text{s}$      $t_p = 20-40\text{s}$      $T_{25^{\circ}\text{C to peak}} = 8\text{min max}$

Ramp up rate =  $3^{\circ}\text{C/s max}$

Ramp down rate =  $6^{\circ}\text{C/s max}$

\*RoHS Compliant

\*Solder Paste SAC 305 Sn 96.5/Ag 3.0/Cu 0.5

\*Silkscreen thickness: 0.15mm Min

**2. MOISTURE SENSITIVE LEVEL:**

2.1. Level: 1

2.2. Shelf Life: Unlimited

2.3. Storage Condition:  $\cong 30^{\circ}\text{C}/85\% \text{ RH}$