



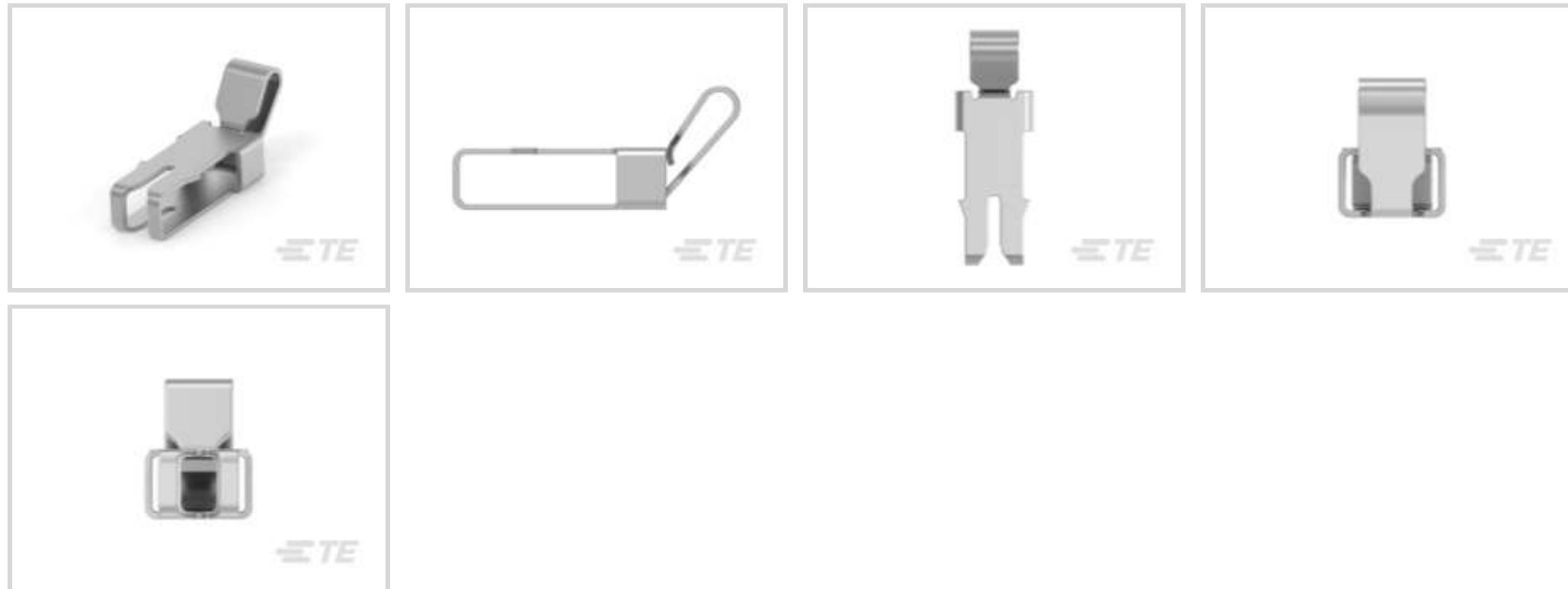
**MAG-MATE**

TE Internal #: 1418686-1

Magnet Wire Terminals, Leaf, .85 – 1.12 mm Magnet Wire, 19 – 17 AWG Magnet Wire, Insulation Displacement (IDC), Tin Plating, MAG-MATE

[View on TE.com >](#)

Terminals & Splices > Magnet Wire Terminals



Magnet Wire Terminal Type: **Leaf**

Magnet Wire Size: **.85 – 1.12 mm**

Termination Method to Wire & Cable: **Insulation Displacement (IDC)**

Stock Thickness (Magnet Wire Side): **.32 mm [ .013 in ]**

**Features**

**Product Type Features**

Compatible With Discrete Wire Type	Magnet Wire, Solid
------------------------------------	--------------------

**Contact Features**

Magnet Wire Terminal Type	Leaf
Terminal Plating Material	Tin

**Termination Features**

Termination Method to Wire & Cable	Insulation Displacement (IDC)
------------------------------------	-------------------------------

**Dimensions**

Terminal Height	4.1 mm[.161 in]
Magnet Wire Size	.85 – 1.12 mm
Stock Thickness (Magnet Wire Side)	.32 mm[.013 in]
Product Length	13.9 mm[.547 in]

**Usage Conditions**

Insulation Option	Uninsulated
Operating Temperature Range	-65 – 150 °C[-85 – 302 °F]



### Operation/Application

Compatible With Wire Base Material	Copper
------------------------------------	--------

### Packaging Features

Packaging Method	Reel, Reel/Carton
------------------	-------------------

### Product Compliance

[For compliance documentation, visit the product page on TE.com>](#)

EU RoHS Directive 2011/65/EU	Compliant
EU ELV Directive 2000/53/EC	Compliant
China RoHS 2 Directive MIIT Order No 32, 2016	No Restricted Materials Above Threshold
EU REACH Regulation (EC) No. 1907/2006	Current ECHA Candidate List: JUNE 2023 (235) Candidate List Declared Against: JAN 2023 (233) Does not contain REACH SVHC
Halogen Content	Low Halogen - Br, Cl, F, I < 900 ppm per homogenous material. Also BFR/CFR/PVC Free
Solder Process Capability	Not applicable for solder process capability

#### Product Compliance Disclaimer


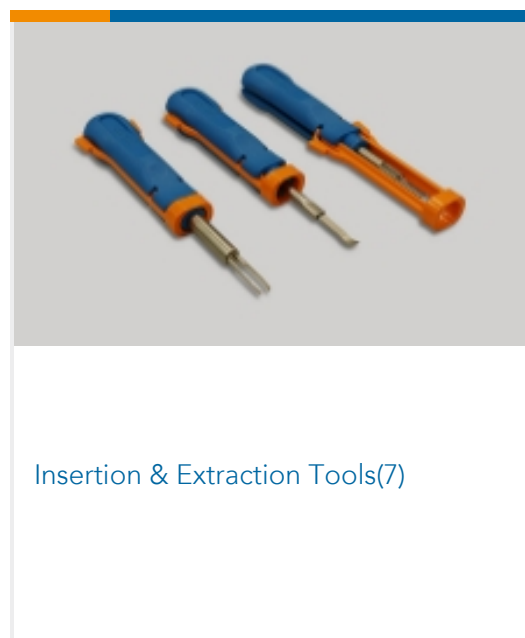
This information is provided based on reasonable inquiry of our suppliers and represents our current actual knowledge based on the information they provided. This information is subject to change. The part numbers that TE has identified as EU RoHS compliant have a maximum concentration of 0.1% by weight in homogenous materials for lead, hexavalent chromium, mercury, PBB, PBDE, DBP, BBP, DEHP, DIBP, and 0.01% for cadmium, or qualify for an exemption to these limits as defined in the Annexes of Directive 2011/65/EU (RoHS2). Finished electrical and electronic equipment products will be CE marked as required by Directive 2011/65/EU. Components may not be CE marked. Additionally, the part numbers that TE has identified as EU ELV compliant have a maximum concentration of 0.1% by weight in homogenous materials for lead, hexavalent chromium, and mercury, and 0.01% for cadmium, or qualify for an exemption to these limits as defined in the Annexes of Directive 2000/53/EC (ELV). Regarding the REACH Regulation, the information TE provides on SVHC in articles for this part number is based on the latest European Chemicals Agency (ECHA) 'Guidance on requirements for substances in articles' posted at this URL: <https://echa.europa.eu/guidance-documents/guidance-on-reach>

### Compatible Parts





Also in the Series | **MAG-MATE**



Customers Also Bought





## Documents

### Product Drawings

[MAG MATE TERMINAL W.EXTEND.LEAF SPRING](#)

English

[MAG MATE TERMINAL W.EXTEND.LEAF SPRING](#)

English

---

### CAD Files

[3D PDF](#)

3D

Customer View Model

[ENG\\_CVM\\_CVM\\_1418686-1\\_A.2d\\_dxf.zip](#)

English

Customer View Model

[ENG\\_CVM\\_CVM\\_1418686-1\\_A.3d\\_igs.zip](#)

English

Customer View Model

[ENG\\_CVM\\_CVM\\_1418686-1\\_A.3d\\_stp.zip](#)

English

By downloading the CAD file I accept and agree to the [Terms and Conditions](#) of use.

---

### Datasheets & Catalog Pages

[Magnet Wire Terminals & Splices](#)

English

---

### Product Specifications

[Product Specification](#)

English