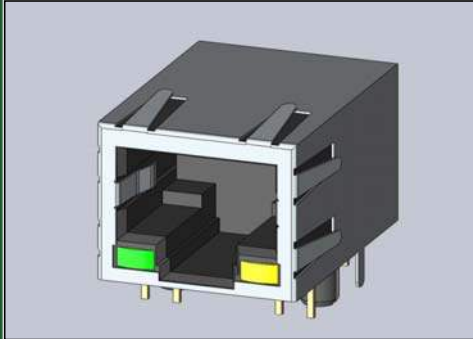




STANDARD RJ45 MAGNETIC JACKS

SERIES A60



Description:

• Magnetic jacks are integrated connectors that combine network magnetics with RJ 45 modular jack connectors. Magnetic jacks combine connectivity with signal conditioning, electro magnetic interference suppression and signal isolation. These parameters were previously performed by separate and discrete magnetic components mounted on the PCB board.

• Available as single or stacked multiport options they are used in Data, Telecom, Networking and Home Entertainment markets for applications such as Servers, Hubs, Routers, Printers, Computers, Set Top Boxes and Digital TV's.

• MATE WITH MODULAR PLUG CONFORMING TO FCC PART 68, SUBPART F.

Features:

- 10/100 or 1000 Base T options – Full IEEE 802.3 compliance
- Integrated Magnetics – Provides signal integrity, DC isolation and protection for PHY chip
- Integrated Design - Reduces component inventory and process costs
- Spring fingers on shells - Guaranteed advanced EMI/RFI suppression
- LED options available - Visual indication of port status and activity information for user
- Tab Up or Down options - Complete design for board and unit compatibility

Example Part Number:

A60-142-200P431

SERIES:

- A60 – 10/100/1000 BASE T, 8 CORE
- A61 – 10/100/1000 BASE T, 12 CORE
- A62 – 10/100 BASE T, 2 CORE
- A63 – 10/100 BASE T, 4 CORE
- A64 – 10/100 BASE T, 5 CORE
- A65 – 10 BASE T, 3 CORE
- A66 – 10 BASE T, 4 CORE
- A67 – 10/100 BASE T, POE
- A68 – 10/100 BASE T WITH USB TYPE A

NO. OF PORTS: 1 4

- STACK SIZE — PORT PER STACK
- 11 – 1X1: 1 PORT, 21 – 2X1: 2 PORTS
 - 12 – 1X2: 2 PORTS, 22 – 2X2: 4 PORTS
 - 14 – 1X4: 4 PORTS, 24 – 2X4: 8 PORTS
 - 16 – 1x6: 6 PORTS, 26 – 2x6: 16 PORTS

CONTACT PLATING:

- 2 – GOLD FLASH
- 3 – 15 MICROINCHES OF GOLD
- 4 – 30 MICROINCHES OF GOLD

CONNECTOR TYPE:

- 2 – RIGHT ANGLE WITH TAB-UP
- 3 – RIGHT ANGLE WITH TAB-DOWN
- 4 – VERTICAL WITH TAB-UP
- 5 – VERTICAL WITH TAB-DOWN
- 6 – SMT WITH TAB-UP
- 7 – SMT WITH TAB-DOWN
- 8 – RIGHT ANGLE WITH TAB-UP AND PANEL STOP
- 9 – RIGHT ANGLE WITH TAB-DOWN AND PANEL STOP
- A – VERTICAL WITH TAB-UP AND PANEL STOP

ELECTRICAL CIRCUIT TYPE:

(SEE CIRCUIT TYPE PAGE FOR DETAILS)

SHIELD TYPE:

- 0 – NO SHIELD
- 1 – SHIELDED, NO EMI FINGER
- 2 – SHIELDED, WITH EMI FINGER ON TOP
- 3 – SHIELDED, WITH EMI FINGER BOTH SIDES
- 4 – SHIELDED, WITH EMI FINGER ON THREE SIDES
- 5 – SHIELDED, WITH EMI FINGER ON FOUR SIDES

HOUSING MATERIAL:

- P – PBT POLYESTER
- N – NYLON POLYESTER

RIGHT LED COLOR:

- 0 – NO LED
- 1 – YELLOW
- 2 – RED
- 3 – GREEN
- 4 – ORANGE
- 5 – GREEN/YELLOW BI-COLOR
- 6 – RED/GREEN BI-COLOR
- 7 – GREEN/ORANGE BI-COLOR
- 8 – RED/YELLOW BI-COLOR
- 9 – ORANGE/YELLOW BI-COLOR
- A –

LEFT LED COLOR:

- 0 – NO LED
- 1 – YELLOW
- 2 – RED
- 3 – GREEN
- 4 – ORANGE
- 5 – GREEN/YELLOW BI-COLOR
- 6 – RED/GREEN BI-COLOR
- 7 – GREEN/ORANGE BI-COLOR
- 8 – RED/YELLOW BI-COLOR
- 9 – ORANGE/YELLOW BI-COLOR
- A –

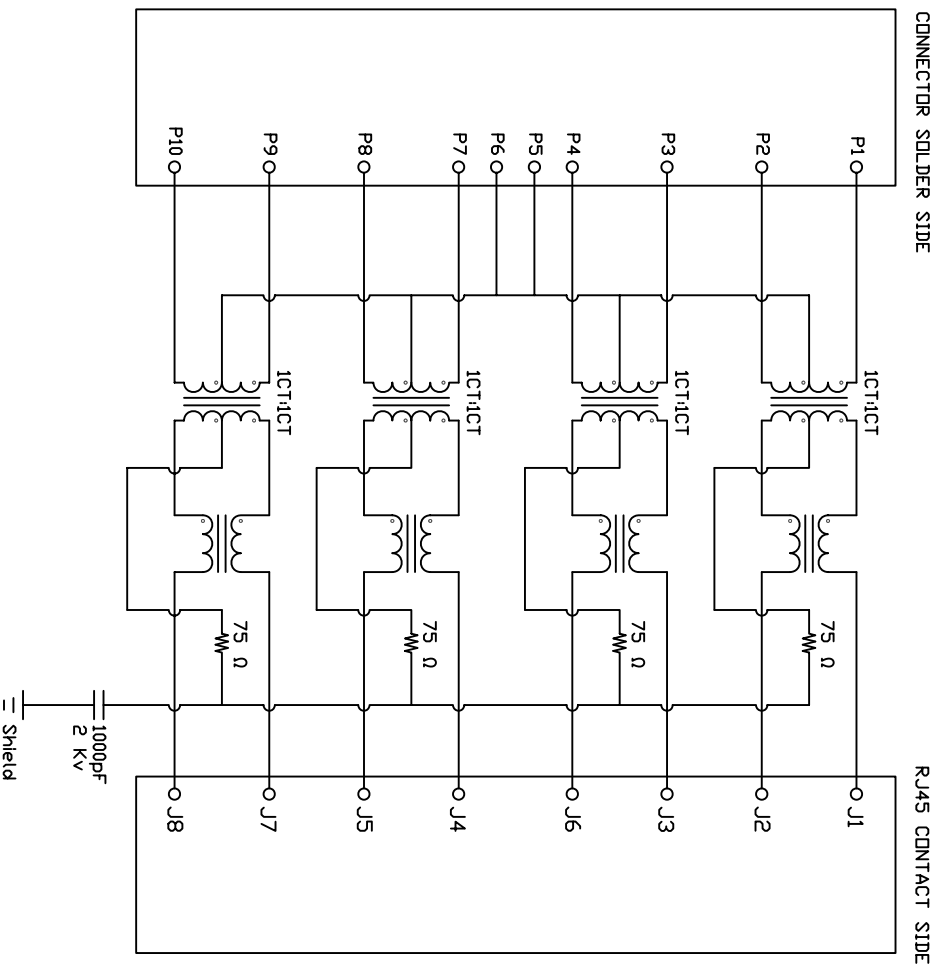


EDAC INC
TORONTO, ONTARIO
CANADA

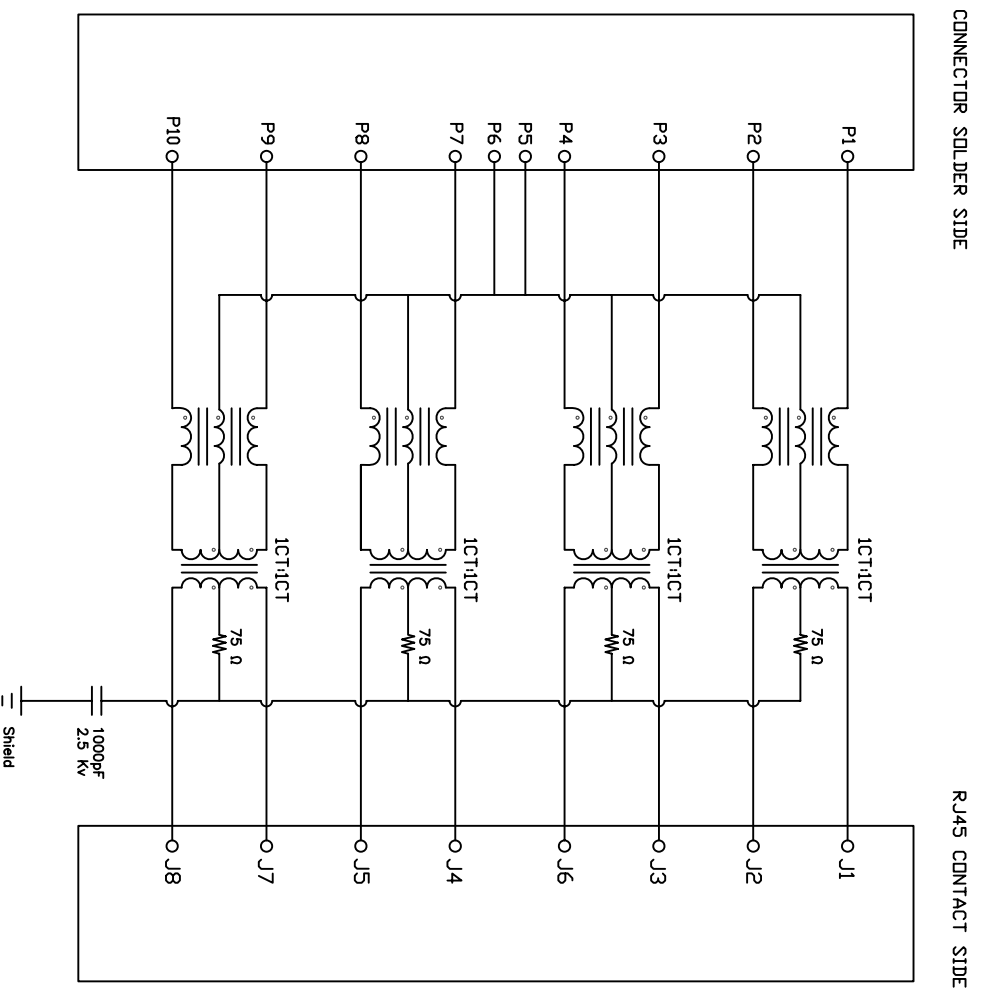
YOUR CONNECTION TO QUALITY & SERVICE

STANDARD RJ45 MAGNETIC JACKS ELECTRICAL CIRCUIT TYPE

11 TYPE



14 TYPE



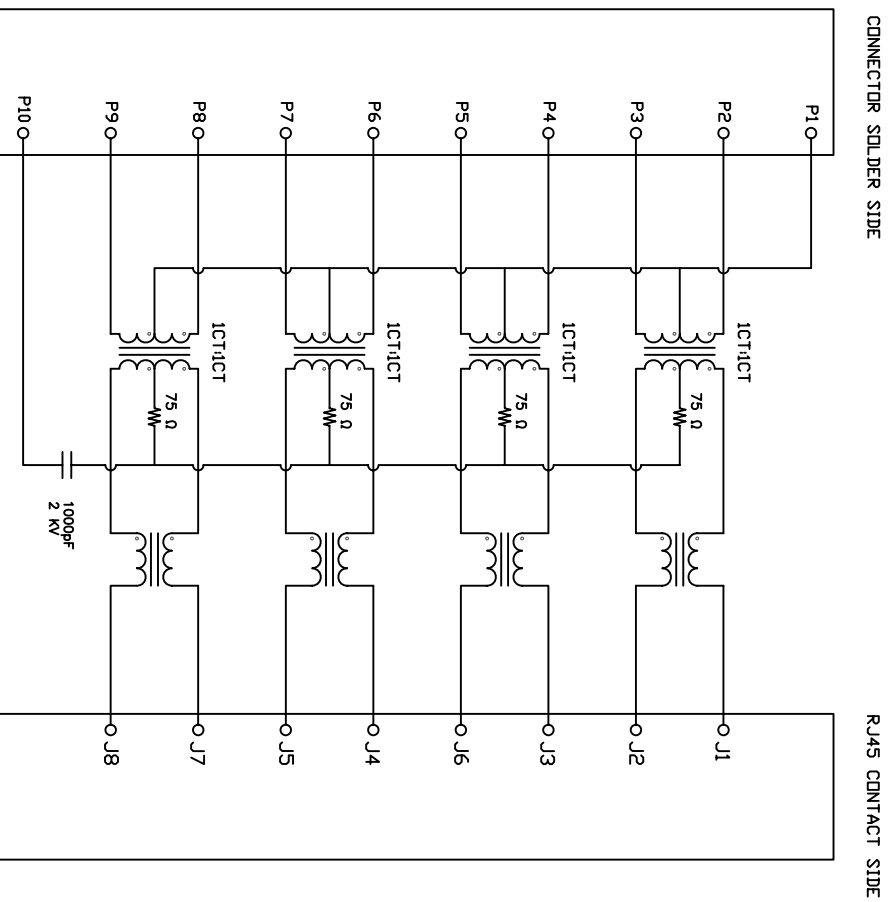


EDAC INC
TORONTO, ONTARIO
CANADA

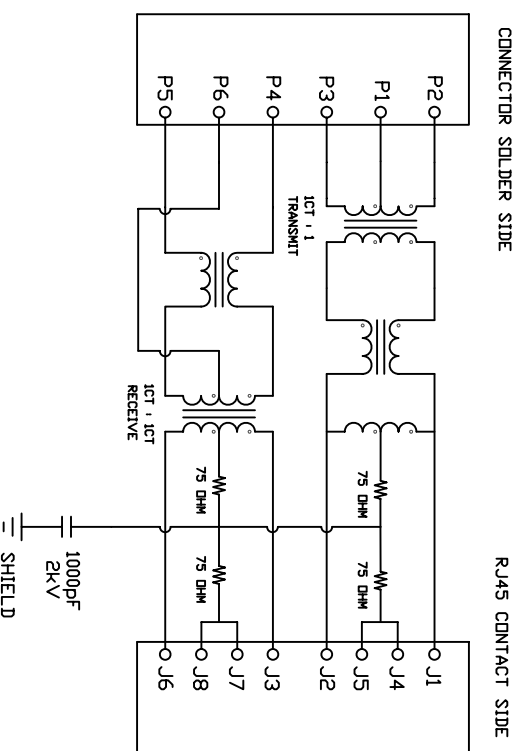
YOUR CONNECTION TO QUALITY & SERVICE

STANDARD RJ45 MAGNETIC JACKS ELECTRICAL CIRCUIT TYPE

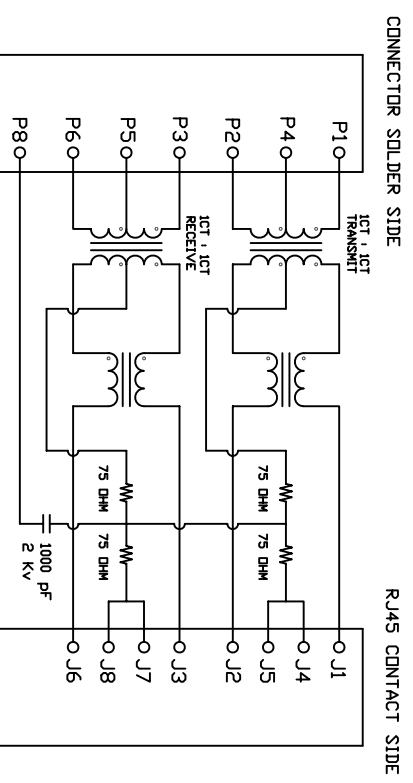
32 TYPE



21 TYPE



22 TYPE



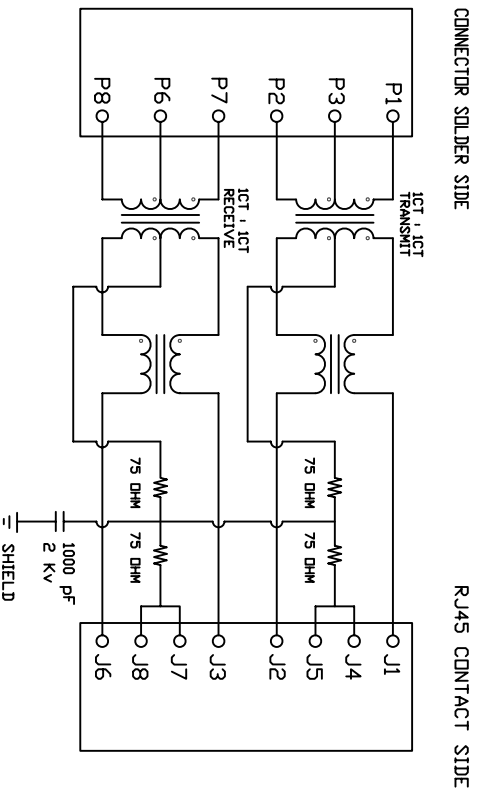


EDAC INC
TORONTO, ONTARIO
CANADA

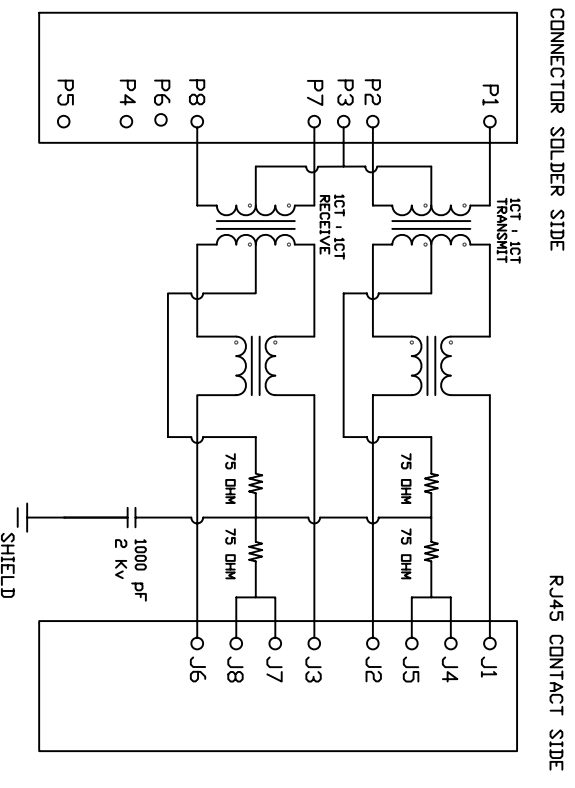
YOUR CONNECTION TO QUALITY & SERVICE

STANDARD RJ45 MAGNETIC JACKS ELECTRICAL CIRCUIT TYPE

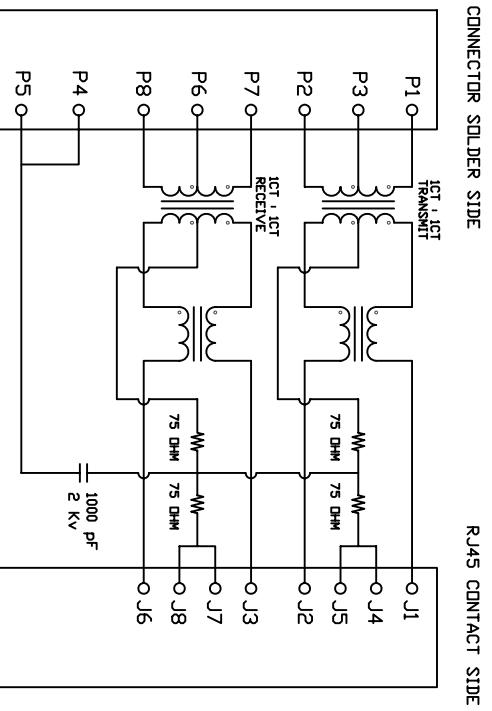
31 TYPE



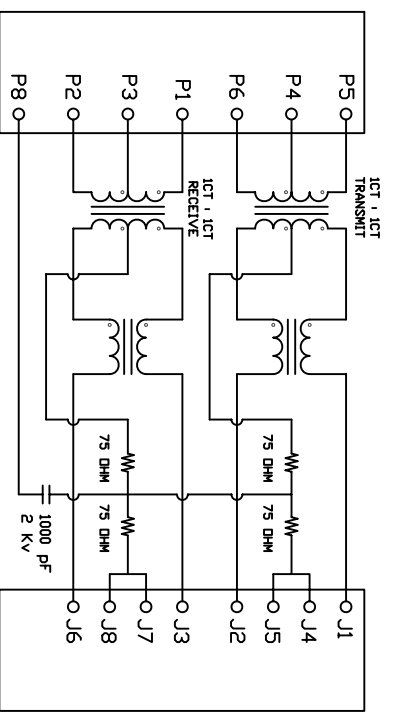
61 TYPE



35 TYPE



91 TYPE



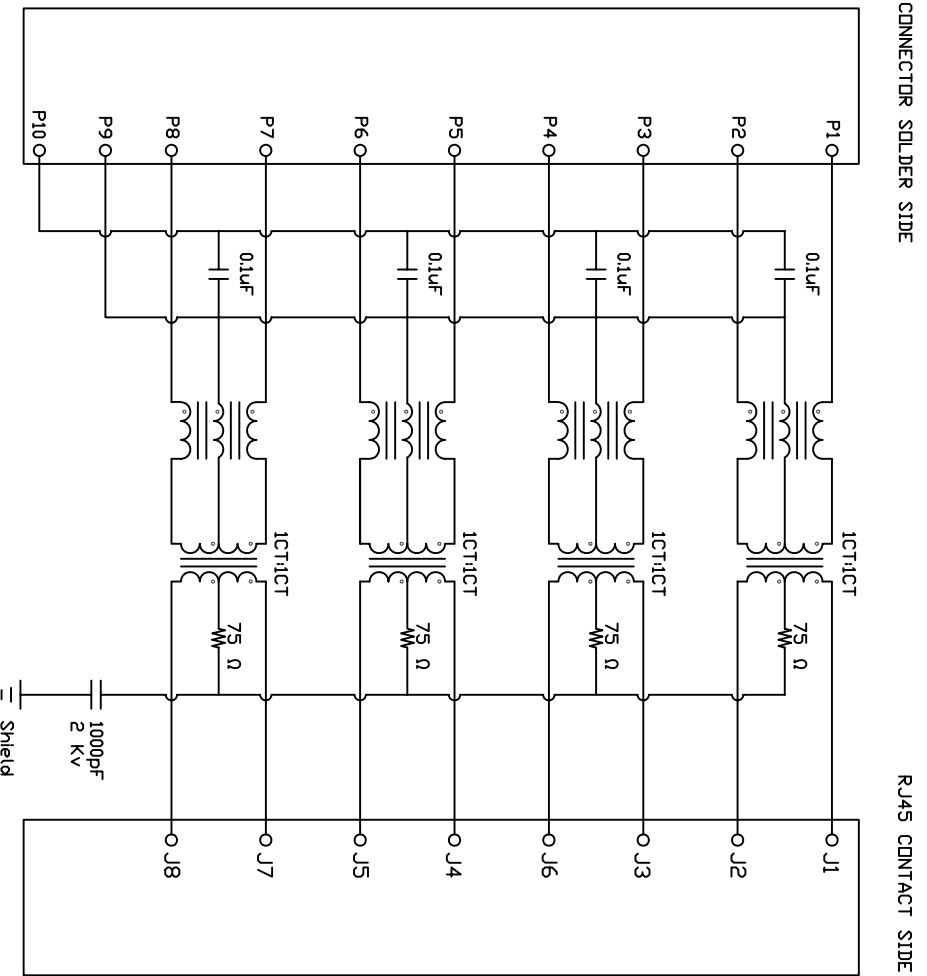


EDAC INC
TORONTO, ONTARIO
CANADA

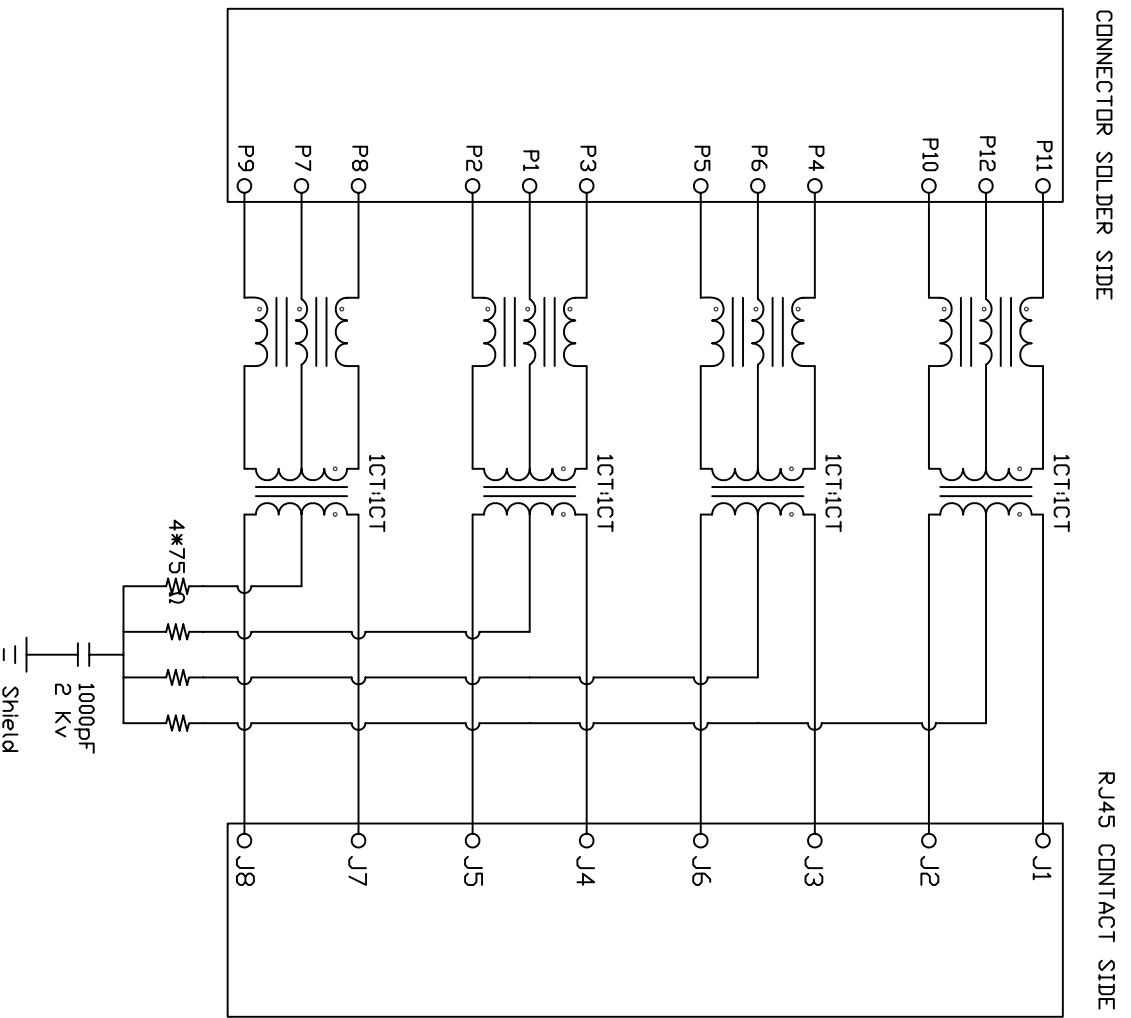
YOUR CONNECTION TO QUALITY & SERVICE

STANDARD RJ45 MAGNETIC JACKS ELECTRICAL CIRCUIT TYPE

62 TYPE



Z1 TYPE





EDAC INC
TORONTO, ONTARIO
CANADA

YOUR CONNECTION TO QUALITY & SERVICE

STANDARD RJ45 MAGNETIC JACKS ELECTRICAL CIRCUIT TYPE

39 TYPE: POWER OVER ETHERNET

