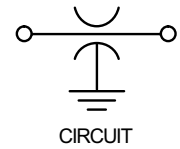
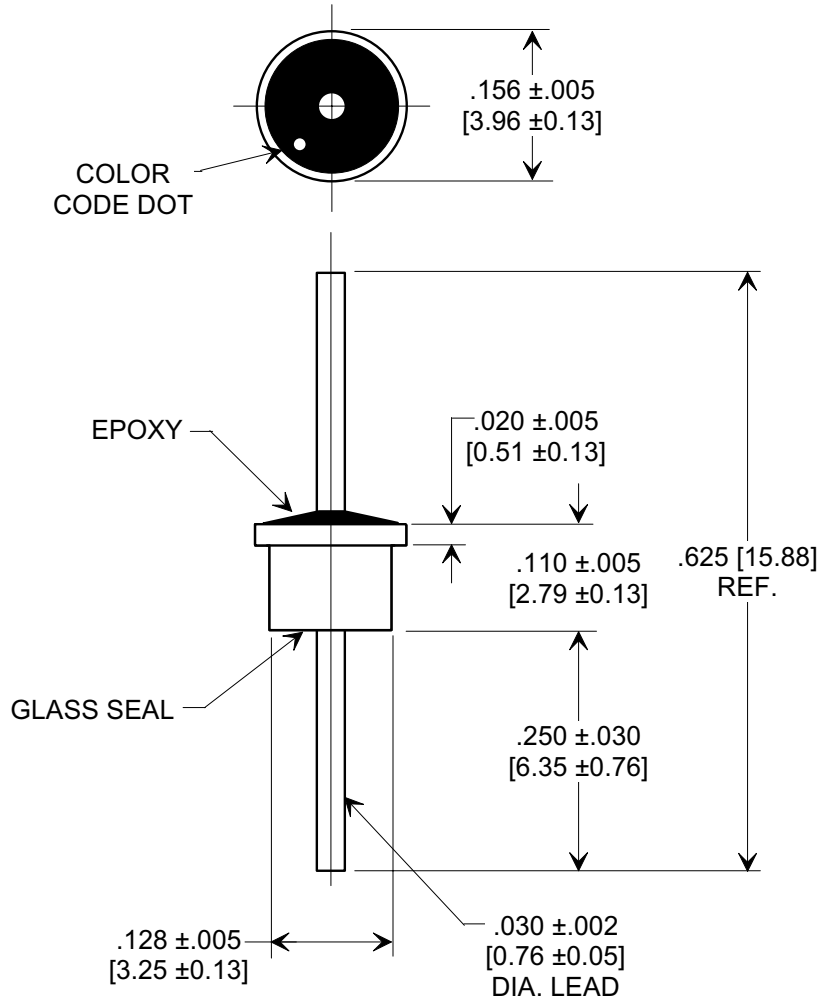
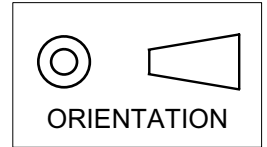


MARKETING SALES DRAWING
 DIMENSIONS IN INCHES - DO NOT SCALE THIS DRAWING
 DIMENSIONS IN METRIC - []

Electrical Testing
 per Tusonix standard
 test plans and Mil-Std-202
 Test Methods.



NOTES:

- TUSONIX STANDARD PART NUMBER: 4300-002.
 TUSONIX RoHS COMPLIANT PART NUMBER: 4300-002 LF.
 CUSTOMER MUST SPECIFY STANDARD OR RoHS PART NUMBER WHEN ORDERING.
- RoHS COMPLIANT PART MARKED WITH DARK GREEN DOT FOR IDENTIFICATION.

Cx (pF)	TOL.	DC WORKING VOLTAGE		CURRENT	IR (MIN.) @ 100 VDC	DWW	MIN. NO LOAD INSERTION LOSS (dB) @ 25° C PER MIL-STD-220					COLOR CODE
		+85°C	+125°C				1 MHz	10 MHz	100 MHz	1GHz	10 GHz	
1200	GMV	300	200	5 A	10 G	500 VDC	---	5	20	35	45	WHITE

REVISION RECORD Original Release C.O. 4984 RDN TO COMP FMP. STYLE DWG SPLIT FOR EACH VAR. S.M. 06-19-02 20020604-3-03 ADDED NOTES 1 & 2. S.M. 05-23-05 20050511-2-08	0	--TOLERANCES-- Unless Otherwise Specified DECIMAL ± ANGLES ±	Title SOLDER MOUNT EMI FILTER
	Drawn S.M. 06-19-02 Scale 5 X		
	A		

X-2015 Rev-0