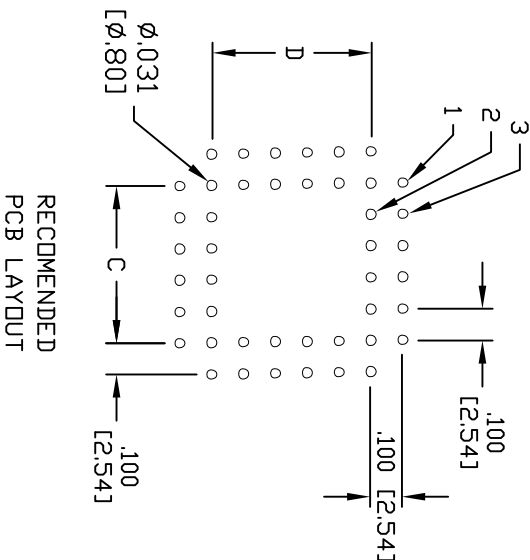
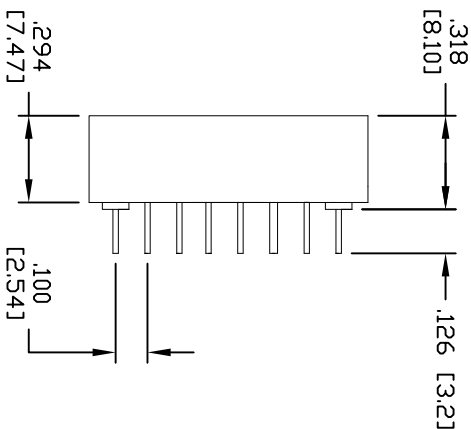
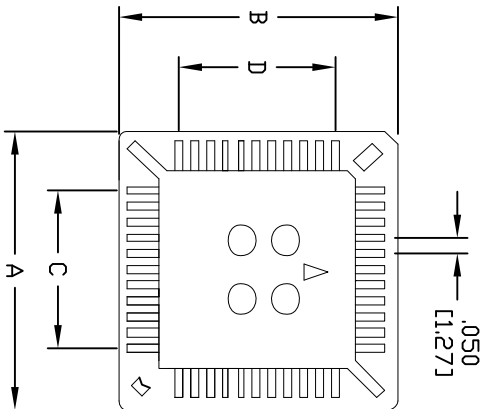


APPROVED: _____
 DATE: _____ TITLE: _____

Rev	AWO #	Description	Date	Appr
-		RELEASED	11/8/04	
A		ADDED PLATING THICKNESS	01/07/14	



POSITIONS	A		B		C		D	
	INCHES	MM	INCHES	MM	INCHES	MM	INCHES	MM
20	0.610	15.50	0.610	15.50	0.200	5.08	0.200	5.08
28	0.710	18.03	0.710	18.03	0.300	7.62	0.300	7.62
32	0.710	18.03	0.810	20.57	0.300	7.62	0.400	10.16
44	0.925	23.50	0.925	23.50	0.500	12.70	0.500	12.70
52	1.018	25.88	1.018	25.88	0.600	15.24	0.600	15.24
68	1.245	31.60	1.245	31.60	0.800	20.32	0.800	20.32
84	1.445	36.70	1.445	36.70	1.000	25.40	1.000	25.40

SPECIFICATIONS:
 Material: Insulator: PBT, glass reinforced, rated UL 94V-0
 Insulator color: Black
 Contacts: Phosphor Bronze
 Plating: Tin 80u"~100u" over Copper 50u" min. underplate overall

Electrical:
 Operating voltage: 250 VAC max
 Current rating: 1 Amp max
 Contact resistance: 30 mohms max
 Insulation resistance: 1000 Mohms min
 Dielectric withstanding voltage: 500 VAC for 1 minute
 Temperature Rating: Operating temperature: -55°C to +105°C
 Environmental: Lead free, RoHS compliant.



ADAM TECH

909 Railway Avenue, Union, NJ 07083
 Phone: 908-687-5000 Fax: 908-687-5710

PLCC SOCKET, 20 ~ 84 POSITION, PCB

UNLESS OTHERWISE SPECIFIED ALL DIMENSIONS ARE INCHES [MM] TOLERANCES: EXCEPT AS NOTED INCHES Holes X ±.10 ØXX ±.10 .XX ±.020 ØXXX ±.015 .XXX ±.015 ØXXXX ±.010		DATE		TITLE	
APPROVALS	DATE	11/8/04		PLCC SOCKET, 20 ~ 84 POSITION, PCB	
DRAWN	SS	SIZE	PART NO.	REV.	
CHECKED		X	PLCC-XX-AT	A	
APPROVED		REF:	SCALE: NTS	SHEET 1 OF 1	