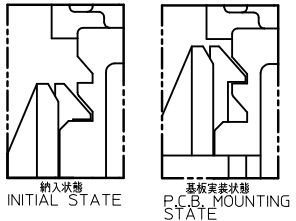
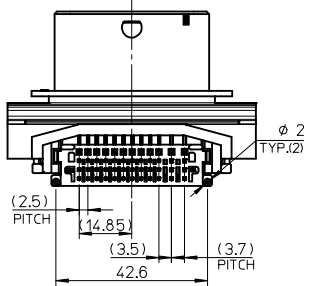


基板穴推奨寸法 (部品実装面)  
RECOMMENDED PCB LAYOUT (COMPONENT SIDE)

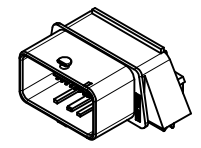


ガイドプレート位置  
GUIDE PLATE POSITION

DETAIL D  
Scale 5:1

注記  
NOTES

- ハウジング, ガイドプレート材料: PBT-GF30% (黒色)  
HOUSING, GUIDE PLATE MATERIAL: PBT-GF30% (BLACK)
- 端子(025,060)材料: 銅合金  
CONTACT(025,060) MATERIAL: COPPER ALLOY
- 端子(025,060)のめっき処理: 錫めっき(接点部, テール部), 下地Niめっき  
CONTACT(025,060) PLATING: Sn PLATING (CONTACT, SOLDERING AREA), OVER Ni PLATING
- 推奨基板厚: 1.6±0.1mm  
RECOMMENDED P.C.B. THICKNESS: 1.6±0.1mm
- 製品仕様書: PS-64319-001参照  
PRODUCT SPECIFICATION: REFER TO PS-64319-001



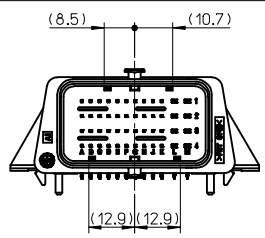
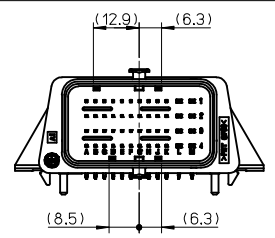
KEY OPTION

BLACK

BROWN

500762-0481

500762-0483



GENERAL TOLERANCES (UNLESS SPECIFIED)

10 UNDER	±0.2
10 OVER 30 UNDER	±0.25
30 OVER	±0.3
ANGULAR	±2 °
DRAFT WHERE APPLICABLE MUST REMAIN WITHIN DIMENSIONS	

REVISED  
EC NO: A  
DRAWN: INOUE02  
CHKD: SANDO  
APPR: YAMAMOTO  
2013/08/23  
2013/08/29  
2014/04/30

DIMENSION STYLE  
MM ONLY

SCALE  
1:1

DESIGN UNITS  
METRIC

THIRD ANGLE PROJECTION

DRAWN BY H. TANAKA	DATE 2006/5/22
CHECKED BY MA. YAMAMOTO	DATE 2006/5/22
APPROVED BY A. KANESHIGE	DATE 2006/5/22

TITLE  
CMC HEADER 48PIN

**molex**

SEE TABLE  
MATERIAL NO. SD-500762-001  
DOCUMENT NO. SHEET NO. 1 OF 1

THIS DRAWING CONTAINS INFORMATION THAT IS PROPRIETARY TO MOLEX INCORPORATED AND SHOULD NOT BE USED WITHOUT WRITTEN PERMISSION