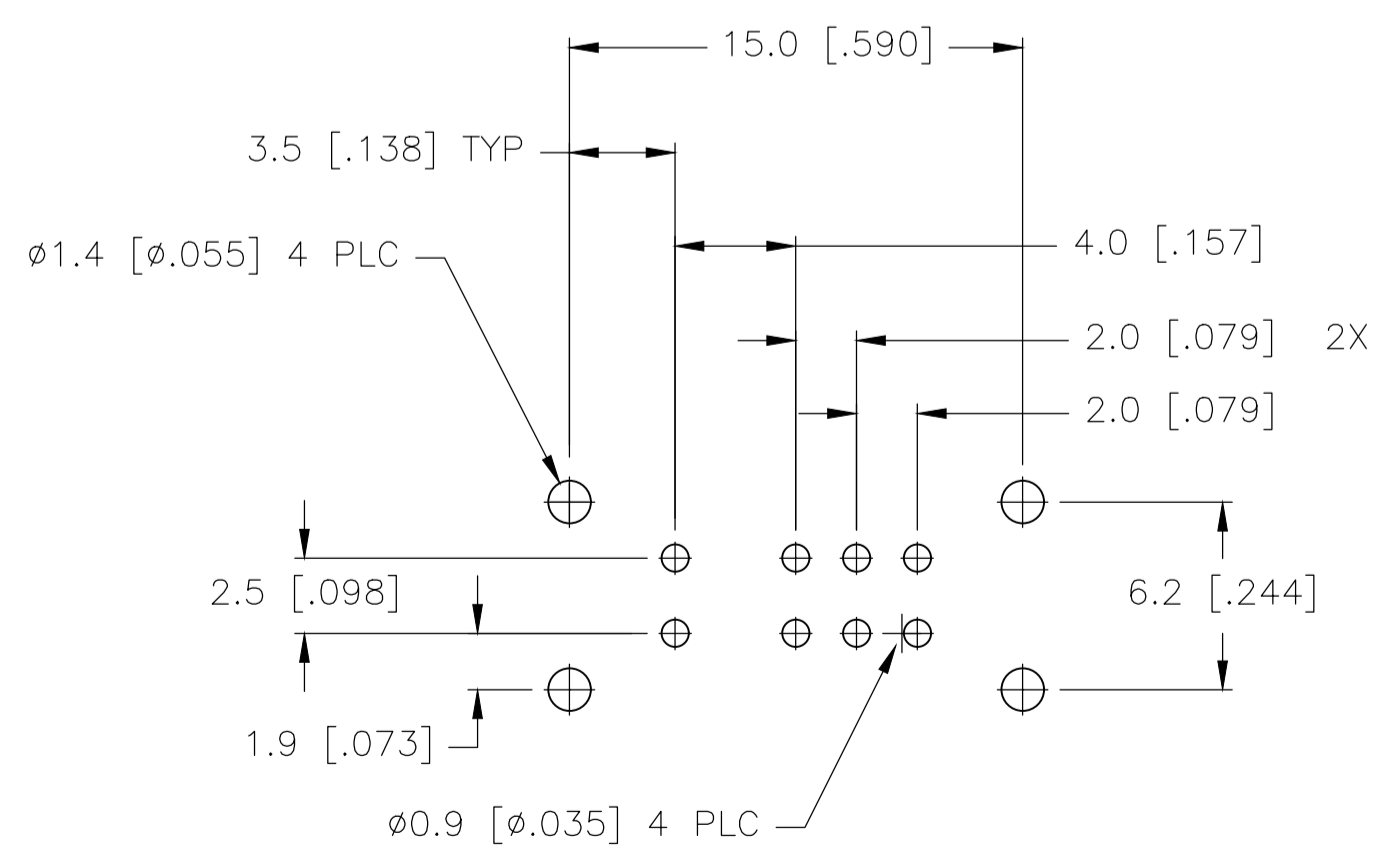
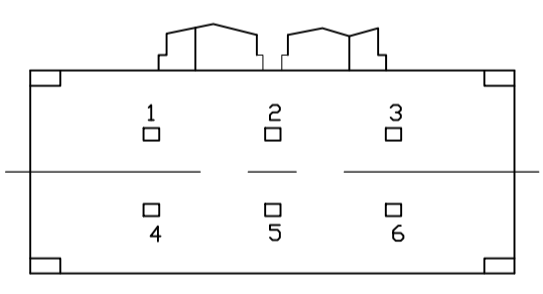
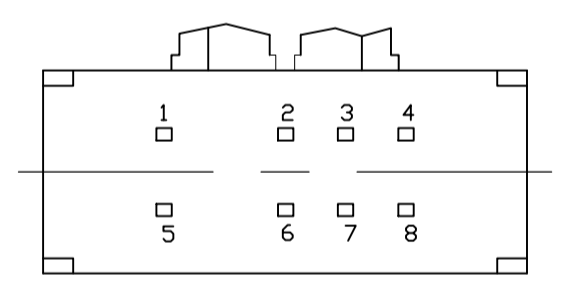
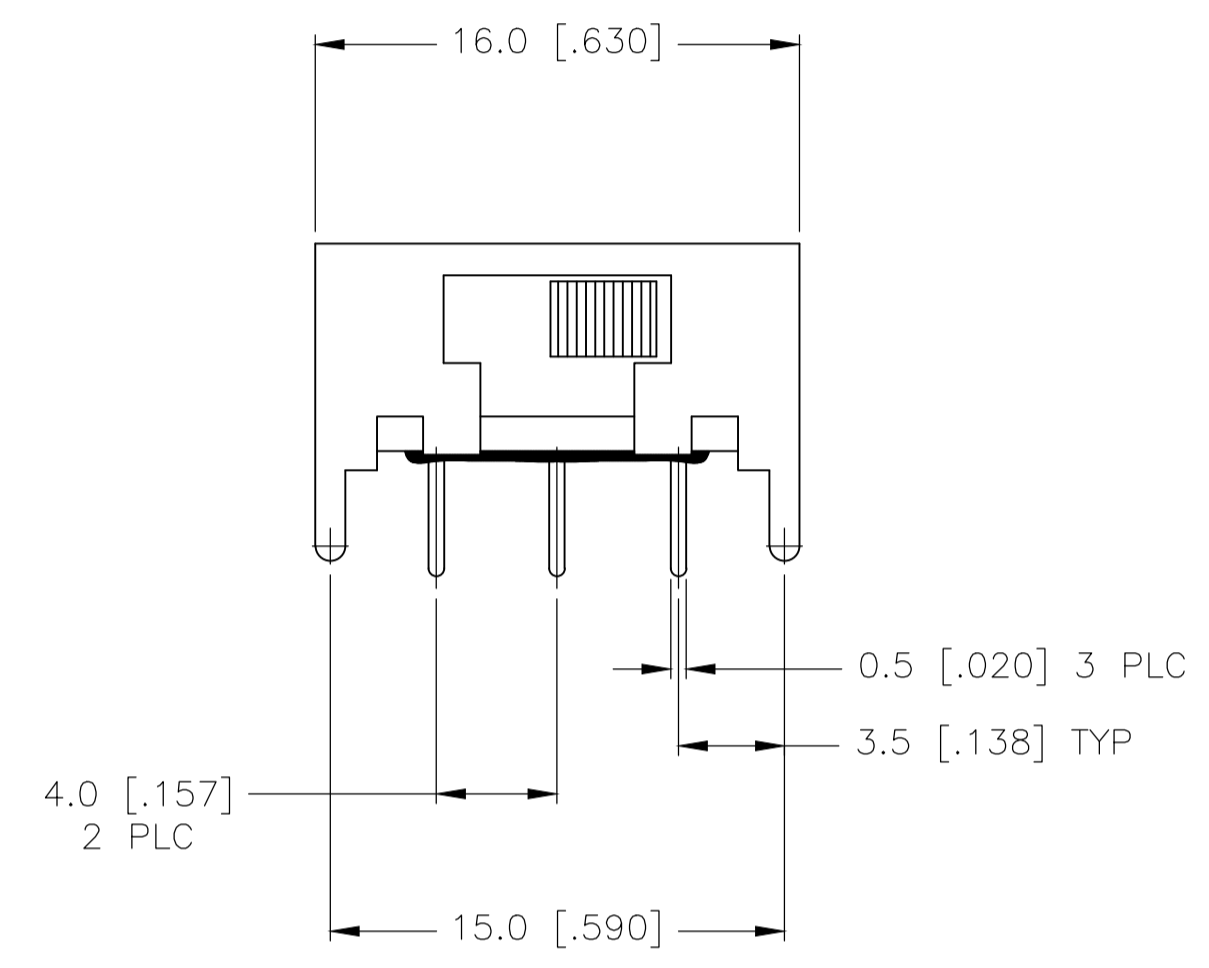
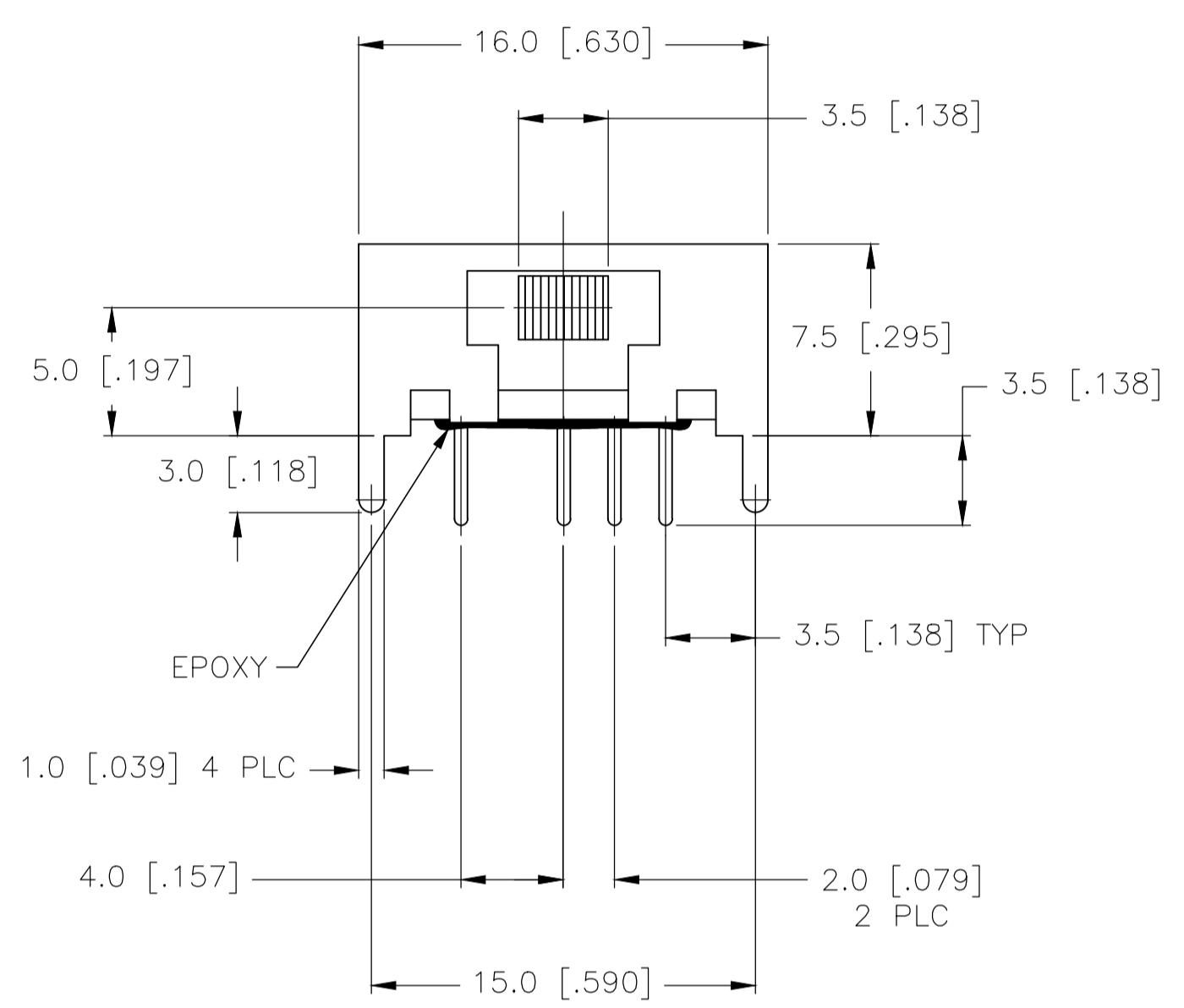
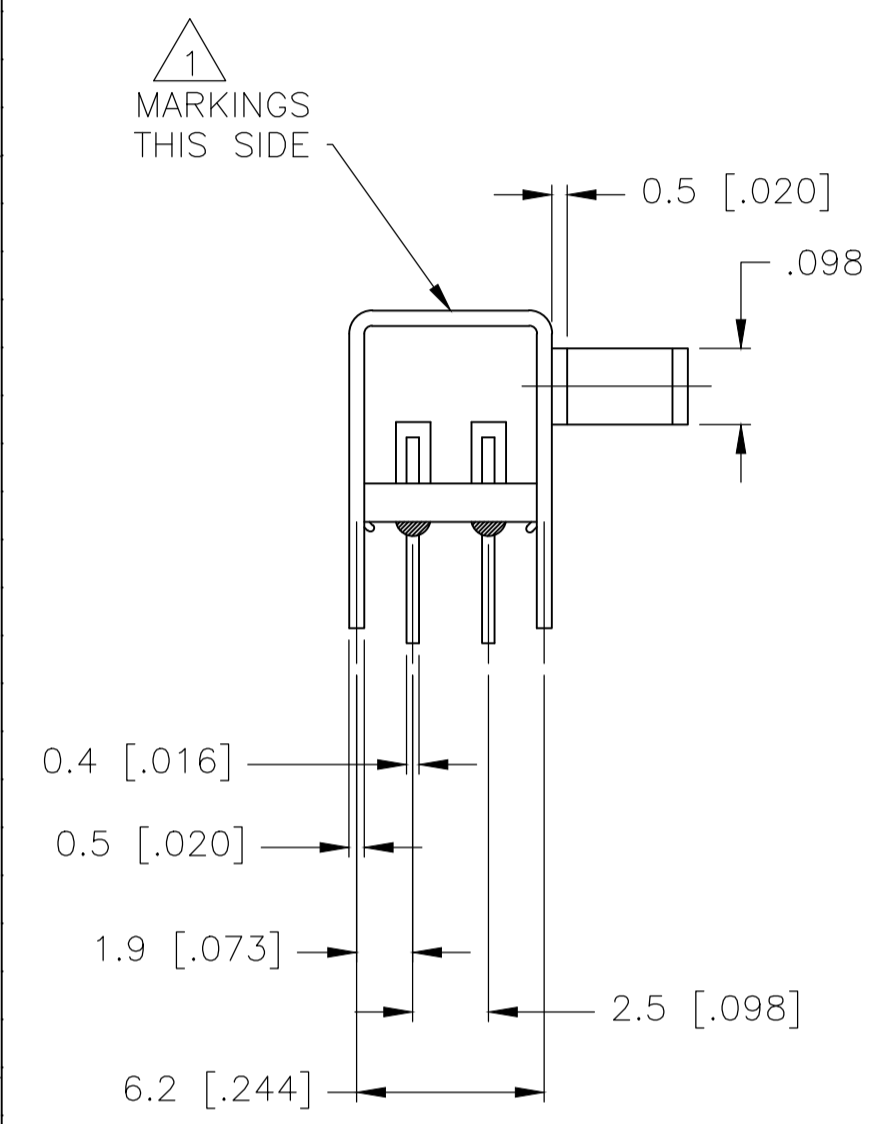
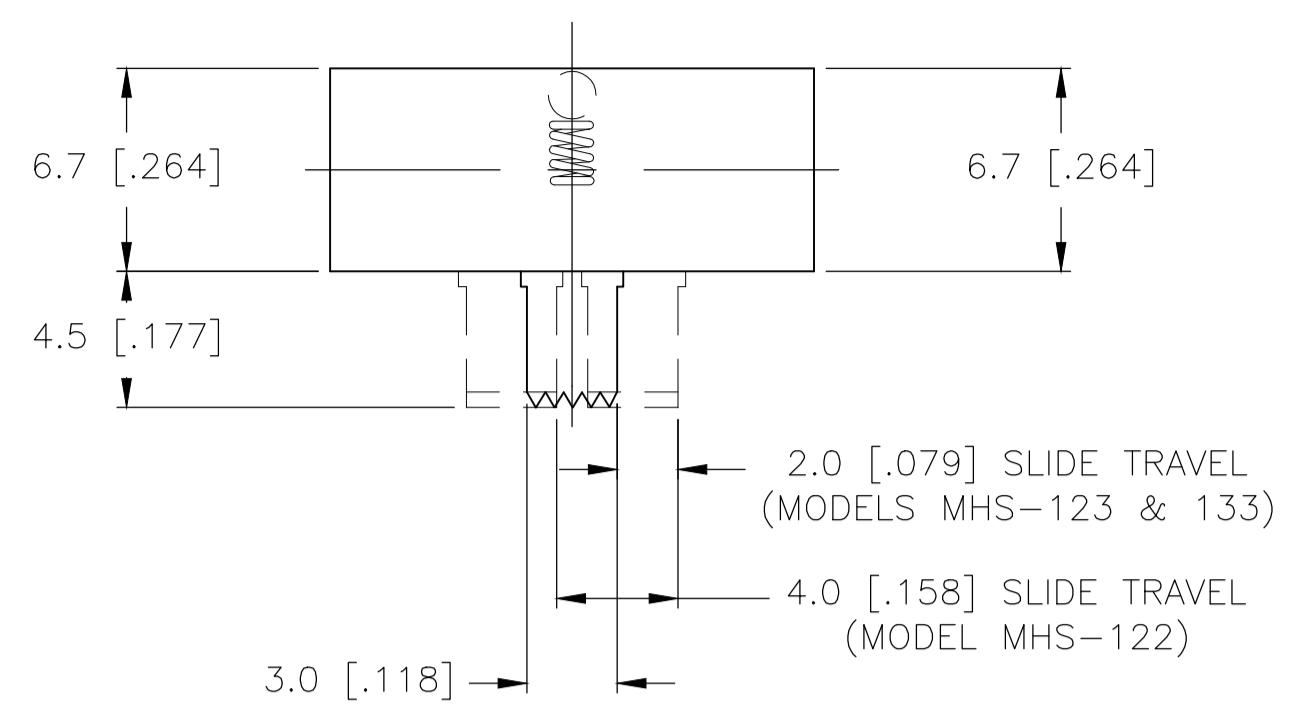
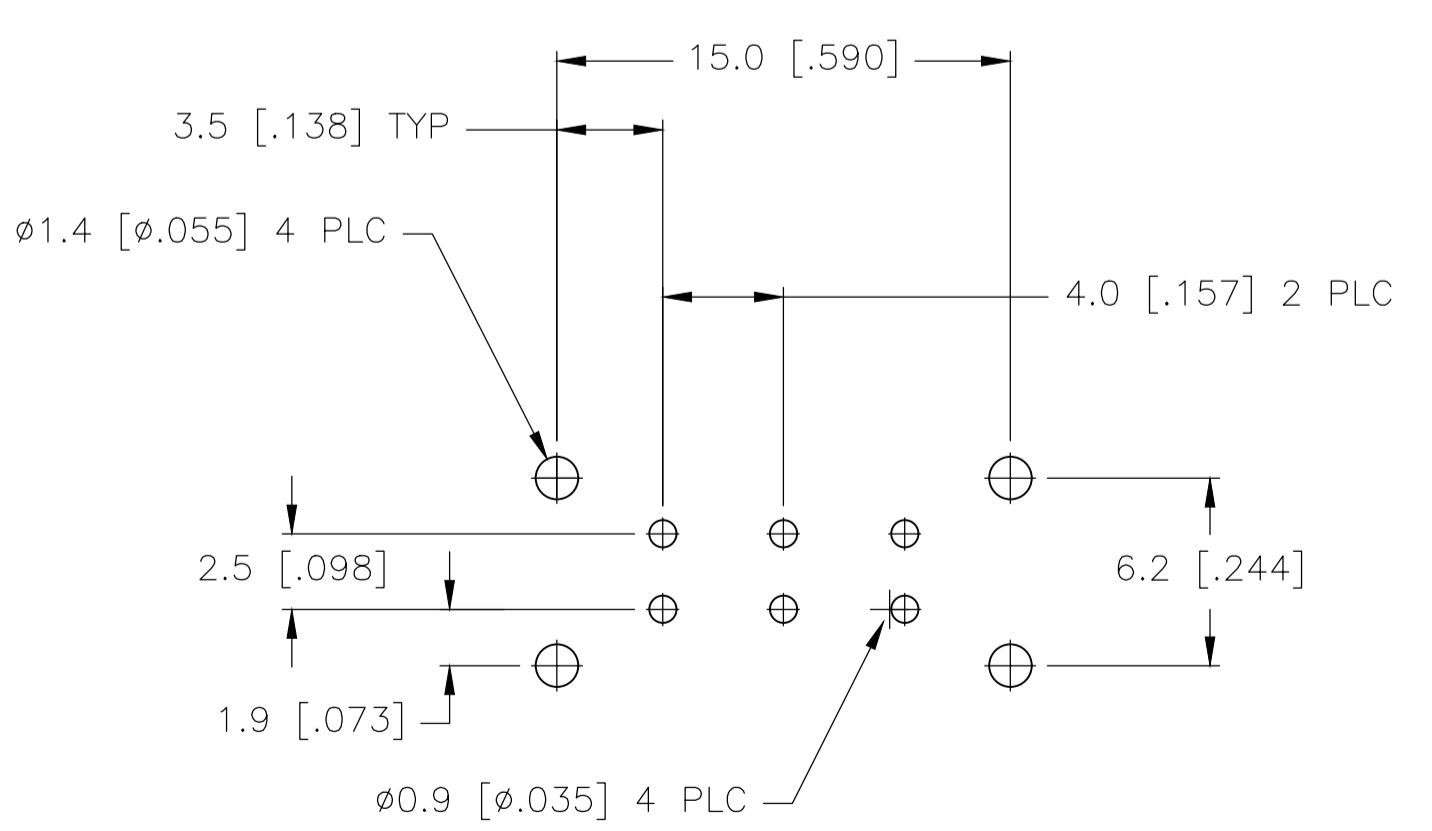


REVISIONS					
P	LTR	DESCRIPTION	DATE	DMN	APVD
A3		REVISED PER ECR-19-007953	23MAY2019	SR	PO



RECOMMENDED BOARD LAYOUT
PC LAYOUT TOLERANCE: ±.002

MHS233 SERIES SWITCH



RECOMMENDED BOARD LAYOUT
PC LAYOUT TOLERANCE: ±.002

MHS222 & 223 SERIES SWITCH

SPECIFICATIONS
BREAK-BEFORE-MAKE

MATERIALS:
ACTUATOR- POM, UL94HB BLACK
TERMINAL BOARD- PHENOLIC LAMINATED SHEET, UL94HB, NATURAL
FRAME- STEEL, NICKEL PLATE
TERMINAL/FIXED CONTACT- COPPER ALLOY, GOLD OR SILVER OVER NICKEL PLATE
MOVING CONTACT- COPPER ALLOY, GOLD OR SILVER OVER NICKEL PLATE
DETENT BALL- STEEL
COIL SPRING- GALVANIZED SPRING WIRE
SEAL- EPOXY

ELECTRICAL:
CONTACT RATING- .4VA@20VDC OR PEAK AC (GOLD); 300mA@125V AC (SILVER)
INITIAL CONTACT RESISTANCE- 30 milliohm max.
FINAL CONTACT RESISTANCE- 100 milliohm max. (AFTER TEST)
INSULATION RESISTANCE- 1,000 Megohms min.
DIELECTRIC STRENGTH- 500V RMS@SEA LEVEL
LIFE EXPECTANCY- 15,000 CYCLES MIN.

MECHANICAL:
ACTUATION FORCE- 600+/-300 GRAMS
TRAVEL- SEE P/N TABLE

ENVIRONMENTAL:
OPERATING TEMPERATURE- -20 TO +85 DEGREES C
STORAGE TEMPERATURE- -40 TO +100 DEGREES C
RESISTANCE TO SOLDER HEAT PER 109-202, CONDITION B
SOLDERABILITY PER EIA-364-52, CLASS 2, CATEGORY 1, 95% MIN COVERAGE

- 1 COUNTRY OF ORIGIN AND TE LOGO LOCATED APPROXIMATELY AS SHOWN
- 2 ALL MATERIALS AND FINISHES SHALL COMPLY WITH EU DIRECTIVE 2002/95/EC OF 27JAN2003 (ROHS)
- 3 ANTI SOLDER WICK SEAL AT TERMINAL TO BOARD INTERFACE
- 4 ALL PERFORMANCE TESTING WAS DONE IN ACCORDANCE TO TE SPECIFICATION 102-2469

TE PART NO.	T&B PART NO.	TYPE	TRAVEL	CONTACT	1	2	3	4	5	6	7	8
1825290-1	MHS222RA04	DPDT	4.00	SILVER	5-4 2-1	-	NONE	-	6-5 3-2	-	-	-
1825290-2	MHS223RA04	DPDT	2.00	SILVER	5-4 2-1	-	OFF	-	6-5 3-2	-	-	-
1825290-3	MHS233RA04	DP3T	2.00		-	6-5 2-1	-	7-6 3-2	-	8-6 4-2	-	-
1825290-4	MHS222GRA04	DPDT	4.00	GOLD	5-4 2-1	-	NONE	-	6-5 3-2	-	-	-
1825290-5	MHS223GRA04	DPDT	2.00	GOLD	5-4 2-1	-	OFF	-	6-5 3-2	-	-	-
1825290-6	MHS233GRA04	DP3T	2.00		-	6-5 2-1	-	7-6 3-2	-	8-6 4-2	-	-
					1 1 1 1 1 2 3 4 5 6	1 1 1 1 1 2 3 4 5 6 7 8	1 1 1 1 1 2 3 4 5 6	1 1 1 1 1 2 3 4 5 6 7 8	1 1 1 1 1 2 3 4 5 6	1 1 1 1 1 2 3 4 5 6 7 8		

TERMINALS CONNECTED WHEN SLIDE IS IN POSITION SHOWN.

THIS DRAWING IS A CONTROLLED DOCUMENT. DIN R BROWN 21DEC05. CHK M SARVER 21DEC05. APVD M SARVER 21DEC05. NAME: SLIDE SWITCH, MHS SERIES, DOUBLE POLE, RIGHT ANGLE. PRODUCT SPEC: APPLICATION SPEC: SIZE: A1. CAGE CODE: 00779. DRAWING NO: 1825290. WEIGHT: RESTRICTED TO: CUSTOMER DRAWING. SCALE: 4:1. SHEET: 1 OF 1. REV: A3.