

Printed-circuit board connector - FKCT 2,5/ 4-ST BU - 1700342

Please be informed that the data shown in this PDF Document is generated from our Online Catalog. Please find the complete data in the user's documentation. Our General Terms of Use for Downloads are valid (<http://phoenixcontact.com/download>)

Plug component, Nominal current: 12 A, Number of positions: 4, Pitch: 5 mm, Connection method: Push-in spring connection, Contact surface: Tin

Key Commercial Data

| | |
|--------------------------------------|----------|
| Packing unit | 1 pc |
| Weight per Piece (excluding packing) | 6.8 g |
| Custom tariff number | 85366990 |
| Country of origin | Germany |

Technical data

Dimensions

| | |
|-------------|---------|
| Pitch | 5.00 mm |
| Dimension a | 15 mm |

General

| | |
|----------------------------------|---------------------|
| Range of articles | FKCT 2,5/..-ST |
| Rated voltage (III/3) | 250 V |
| Connection in acc. with standard | EN-VDE |
| Nominal current I_N | 12 A |
| Nominal cross section | 2.5 mm ² |
| Number of positions | 4 |

Connection data

| | |
|---|----------------------|
| Conductor cross section solid min. | 0.2 mm ² |
| Conductor cross section solid max. | 2.5 mm ² |
| Conductor cross section flexible min. | 0.2 mm ² |
| Conductor cross section flexible max. | 2.5 mm ² |
| Conductor cross section flexible, with ferrule without plastic sleeve min. | 0.25 mm ² |
| Conductor cross section flexible, with ferrule without plastic sleeve max. | 2.5 mm ² |
| Conductor cross section flexible, with ferrule with plastic sleeve min. | 0.25 mm ² |
| Conductor cross section flexible, with ferrule with plastic sleeve max. | 2.5 mm ² |
| Conductor cross section AWG min. | 24 |
| Conductor cross section AWG max. | 12 |
| 2 conductors with same cross section, stranded, TWIN ferrules with plastic sleeve, min. | 0.5 mm ² |

Printed-circuit board connector - FKCT 2,5/ 4-ST BU - 1700342

Technical data

Connection data

| | |
|---|---------------------|
| 2 conductors with same cross section, stranded, TWIN ferrules with plastic sleeve, max. | 1.5 mm ² |
| Minimum AWG according to UL/CUL | 26 |
| Maximum AWG according to UL/CUL | 12 |

Classifications

eCl@ss

| | |
|------------|----------|
| eCl@ss 4.0 | 272607xx |
| eCl@ss 4.1 | 27260701 |
| eCl@ss 5.0 | 27260701 |
| eCl@ss 5.1 | 27260701 |
| eCl@ss 6.0 | 27260704 |
| eCl@ss 7.0 | 27440402 |
| eCl@ss 8.0 | 27440309 |

ETIM

| | |
|----------|----------|
| ETIM 3.0 | EC001121 |
| ETIM 4.0 | EC002638 |
| ETIM 5.0 | EC002638 |

UNSPSC

| | |
|---------------|----------|
| UNSPSC 6.01 | 30211810 |
| UNSPSC 7.0901 | 39121409 |
| UNSPSC 11 | 39121409 |
| UNSPSC 12.01 | 39121409 |
| UNSPSC 13.2 | 39121409 |

Approvals

Approvals

Approvals

CSA / VDE Gutachten mit Fertigungsüberwachung / IECCE CB Scheme / CCA / EAC / cULus Recognized


Ex Approvals


Printed-circuit board connector - FKCT 2,5/ 4-ST BU - 1700342


Approvals

Approvals submitted

Approval details

| | | |
|---|-------|-------|
| CSA  | | |
| | B | D |
| mm ² /AWG/kcmil | 24-12 | 24-12 |
| Nominal current I _N | 12 A | 10 A |
| Nominal voltage U _N | 300 V | 300 V |

| | |
|---|---------|
| VDE Gutachten mit Fertigungsüberwachung  | |
| | |
| mm ² /AWG/kcmil | 0.2-2.5 |
| Nominal current I _N | 12 A |
| Nominal voltage U _N | 250 V |

| | |
|---|---------|
| IECEE CB Scheme  | |
| | |
| mm ² /AWG/kcmil | 0.2-2.5 |
| Nominal current I _N | 12 A |
| Nominal voltage U _N | 250 V |

| | |
|--------------------------------|---------|
| CCA | |
| | |
| mm ² /AWG/kcmil | 0.2-2.5 |
| Nominal current I _N | 12 A |
| Nominal voltage U _N | 250 V |

| |
|-----|
| EAC |
|-----|

Printed-circuit board connector - FKCT 2,5/ 4-ST BU - 1700342

Approvals

| cULus Recognized | | |
|--------------------------------|-------|-------|
| | B | D |
| mm ² /AWG/kcmil | 26-12 | 26-12 |
| Nominal current I _N | 10 A | 10 A |
| Nominal voltage U _N | 300 V | 300 V |