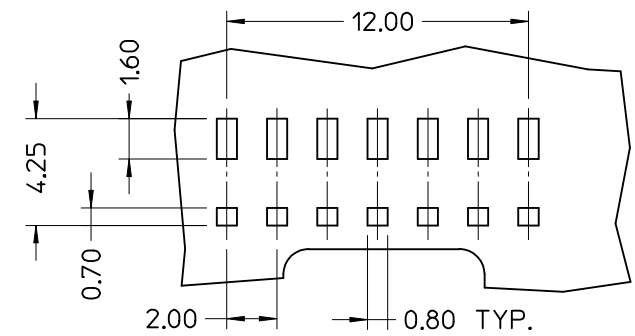
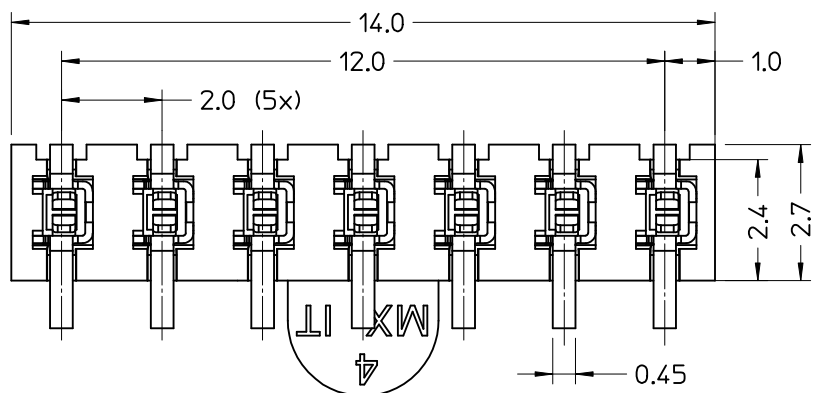
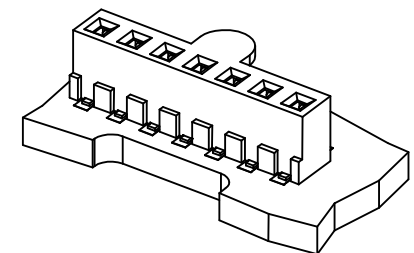
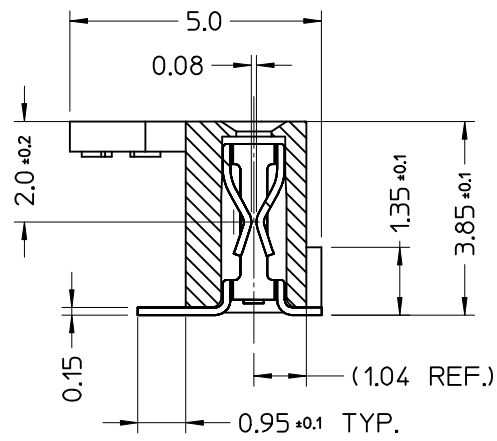
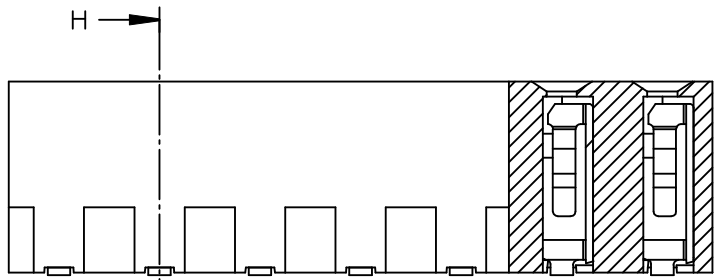


10 9 8 7 6 5 4 3 2 1

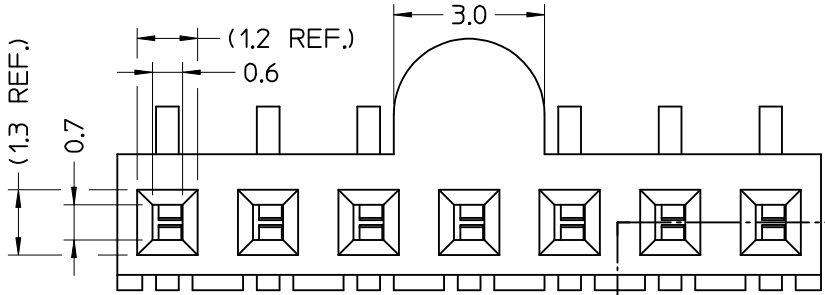


SECTION H-H

RECOMMENDED PCB LAYOUT
(VIEW FROM COMPONENT SIDE)
SCALE 5:1



SECTION G-G



- NOTES
- 1) MATERIALS:
 - HOUSING: BLACK PA 46, 30 % GF, UL 94 V0
 - TERMINALS: 4 um PRETINNED PhBz
 - 2) SMT LEADS COPLANARITY: 0.15 mm MAX
 - 3) PACKAGING: IN TAPE & REEL
 - 4) SPQ: 16800 pcs/BOX (2400 pcs/REEL - 7 REELS/BOX)
 - 5) PRODUCT CHARACTERISTICS: ACCORDING TO PS-94103-005

Std. Descr.: SIP SOCKET SMT 7 CKT

EC NO: Z2015-0115 DRWN: SBARBIER 2015/03/13 CHKD: LSANTESSO2015/03/16 APPR: PZANGIORO2015/03/16	QUALITY SYMBOLS	GENERAL TOLERANCES (UNLESS SPECIFIED)	SCALE 10:1	DESIGN UNITS METRIC	FIRST ANGLE PROJECTION	REVISE ON CAD ONLY	
	▼ -0 ∇ -0	mm	INCH	DIMENSION STYLE MM ONLY		TITLE 7 CKT SIP SOCKET SMT VERSION	
		4 PLACES	± ---	± ---	DRAWN BY SBARBIERI		DATE 2007/05/09
		3 PLACES	± ---	± ---	CHECKED BY LSANTESSO		DATE 2007/05/09
	2 PLACES	± 0.05	± ---	APPROVED BY FBISELLO	DATE 2007/05/09	MOLEX INCORPORATED MATERIAL NO. 94103-5007 DOCUMENT NO. SD-94103-003 SHEET NO. 1 OF 1	
	1 PLACE	± 0.10	± ---	DRAFT WHERE APPLICABLE MUST REMAIN WITHIN DIMENSIONS		THIS DRAWING CONTAINS INFORMATION THAT IS PROPRIETARY TO MOLEX INCORPORATED AND SHOULD NOT BE USED WITHOUT WRITTEN PERMISSION	

9 8 7 6 5 4 3 2 1