

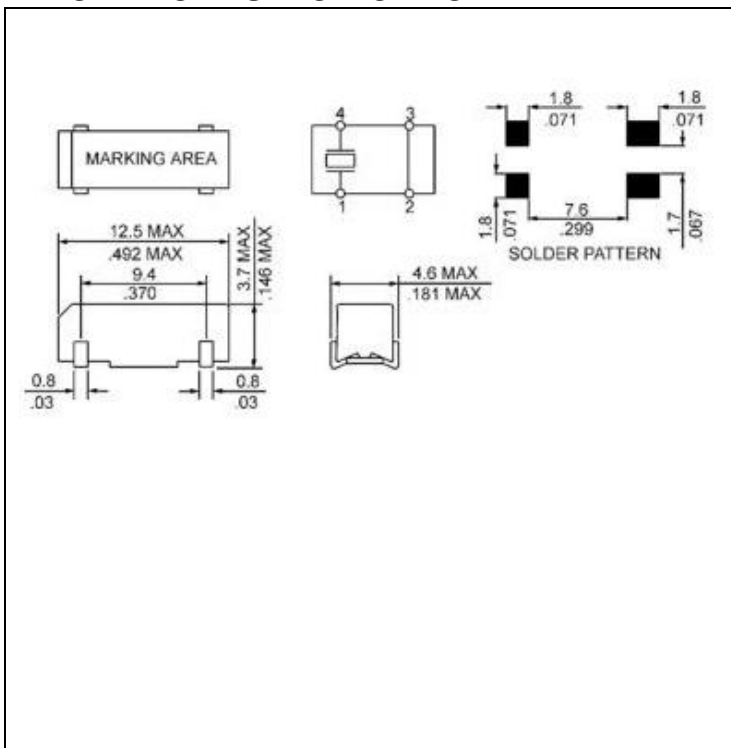
## SPECIFICATIONS

PARAMETER	VALUE
FREQUENCY RANGE	24.000 MHz
MODE OF OSCILLATION	FUNDAMENTAL
FREQUENCY TOLERANCE AT 25°C	±50 PPM MAX
FREQUENCY STABILITY OVER TEMPERATURE	±50 PPM MAX
OPERATING TEMPERATURE RANGE	-10°C TO +60°C
STORAGE TEMPERATURE RANGE	-40°C TO +90°C
AGING	±5 PPM/YEAR MAX
LOAD CAPACITANCE	10 pF
EQUIVALENT SERIES RESISTANCE	50 Ω
SHUNT CAPACITANCE	5 pF MAX
DRIVE LEVEL	10 μW TYP, 100 μW MAX
REFLOW CONDITIONS	260°C ±5°C for 10s MAX

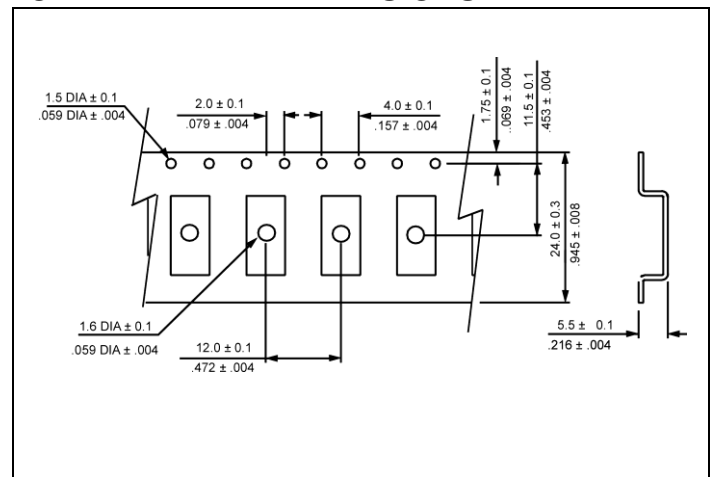


Photo is not actual part

## MECHANICAL SPECIFICATION



## CARRIER TAPE DIMENSIONS

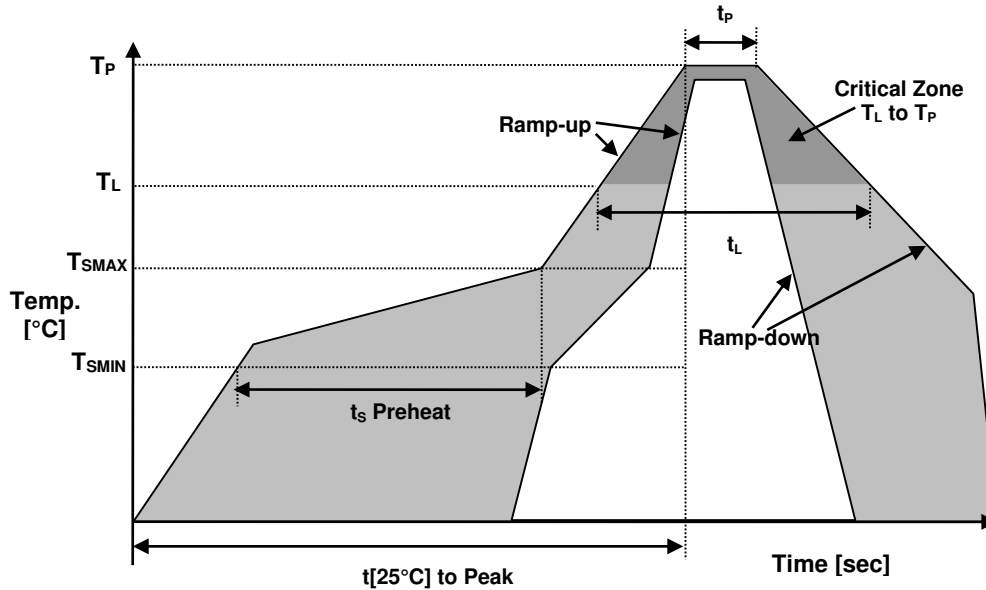


NOTE: REFER TO EIA-481 FOR DIMENSIONS

### ● PACKAGING

178 mm REEL DIAMETER  
24 mm TAPE WIDTH, 4 mm PITCH  
QUANTITY: 1000 PIECES PER REEL  
IN ACCORDANCE WITH EIA-481

● REFLOW PROFILE



Reflow profile		
Temperature Min Preheat	$T_{SMIN}$	150°C
Temperature Max Preheat	$T_{SMAX}$	200°C
Time ( $T_{SMIN}$ to $T_{SMAX}$ )	$t_s$	60-180 sec.
Temperature	$T_L$	217°C
Peak Temperature	$T_P$	260°C
Ramp-up rate	$R_{UP}$	3°C/sec max.
Ramp-down rate	$R_{DOWN}$	6°C/sec max.
Time within 5°C of Peak Temperature	$t_p$	10 sec.
Time $t[25°C]$ to Peak Temperature	$t[25°C]$ to Peak	480 sec.
Time	$t_L$	60-150 sec.

● ENVIRONMENTAL

PARAMETER	VALUE
MOISTURE SENSITIVITY LEVEL	1
RoHS-2	6/6 COMPLIANT & LEAD FREE
REACH SVHC	COMPLIANT
HALOGEN-FREE	COMPLIANT
ESD CLASSIFICATION LEVEL	N/A
TERMINATION FINISH	Sn



## • MARKING

R240xxKyw

x – Internal Production ID code  
y – Year code  
w – Week code

YEAR CODE	
Year	Code
2011	1
2012	2
2013	3
2014	4
2015	5
2016	6
2017	7
2018	8
2019	9

ALPHA WEEK CODE TABLE					
Week	Code	Week	Code	Week	Code
1	a	19	s	37	K
2	b	20	t	38	L
3	c	21	u	39	M
4	d	22	v	40	N
5	e	23	w	41	O
6	f	24	x	42	P
7	g	25	y	43	Q
8	h	26	z	44	R
9	i	27	A	45	S
10	j	28	B	46	T
11	k	29	C	47	U
12	l	30	D	48	V
13	m	31	E	49	W
14	n	32	F	50	X
15	o	33	G	51	Y
16	p	34	H	52	Z
17	q	35	I		
18	r	36	J		

## • APPROVAL

DRAWN BY:	KJackson, August 24, 2015
APPROVED BY:	KJackson, August 24, 2015
REVISION:	A, Initial Release