
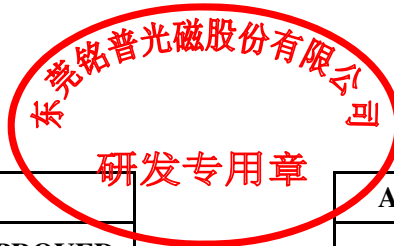


Product Specification for Approval

WE ARE PLEASED IN SUBMITTING OUR SAMPLES WITH SPECIFICATION TO YOU FOR APPROVAL.

CUSTOMER	:		
DESCRIPTION	:	100/1000BASE-T TRANSFORMER (POE+)	
MNC P/N	:	G2462CE	
VERSION	:	A0	
CUSTOMER P/N	:		
ISSUED DATE	:	2020/04/27	
PHOTO OF PRODUCT	:		
WEIGHT	:		2.22g
MADE IN	:		CHINA



APPROVED BY MNC			APPROVED BY CUSTOMER
PREPARED BY	CHECKED BY	APPROVED BY	SIGNATURE OR STAMP
研发部 2020-04-27 符晶晶	研发部 2020-04-27 肖明华	研发部 2020-04-27 何校民	

1. PLEASE SEND BACK US A COPY OF THE SPECIFICATION WITH YOUR STAMP OR SIGNATURE ONCE THE SAMPLES APPROVED.
2. IT WILL BE DEEMED THE SAMPLES TO BE APPROVED IF NO FEEDBACK.

东莞铭普光磁股份有限公司
 Add: Shipai Town, Dongguan City, Guangdong Province, China

TEL: +86-769-86921000
 FAX: +86-769-81701563



东莞铭普光磁股份有限公司
Dongguan Mentech Optical & Magnetic Co., Ltd.

HISTORY FOR REVISED SPECIFICATION

Part No. G2462CE

INDEX

1. INDEX	-----	1
2. CHANGE RECORD	-----	1
3. MECHANICAL	-----	2
4. SCHEMATIC	-----	3
5. PACKING	-----	4
6. MATERIAL LIST	-----	5
7. RECOMMENDED SOLDERING PROFILE	-----	6

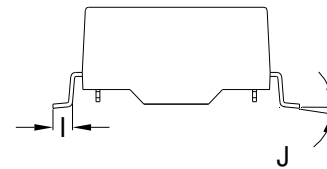
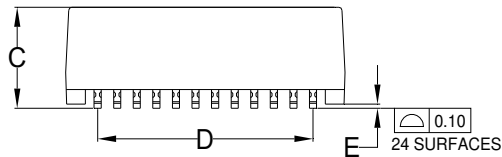
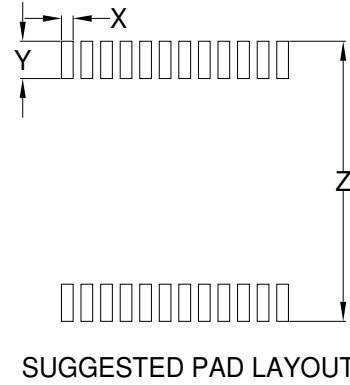
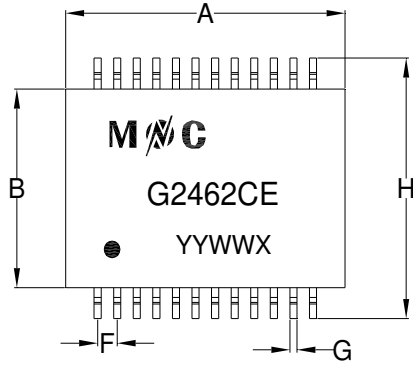
CHANGE RECORD

REV.	DESCRIPTION (Content or Reason For Change)	DATE	REVISOR
A0	INITIAL RELEASE	2020-04-27	Jingjing Fu

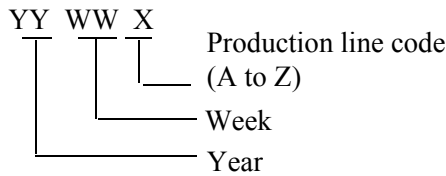
SPECIFICATION

Part No. G2462CE

A. MECHANICAL :

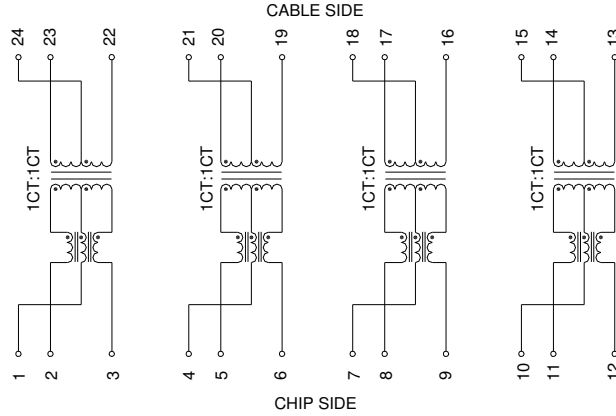


Note: Laser printing marking

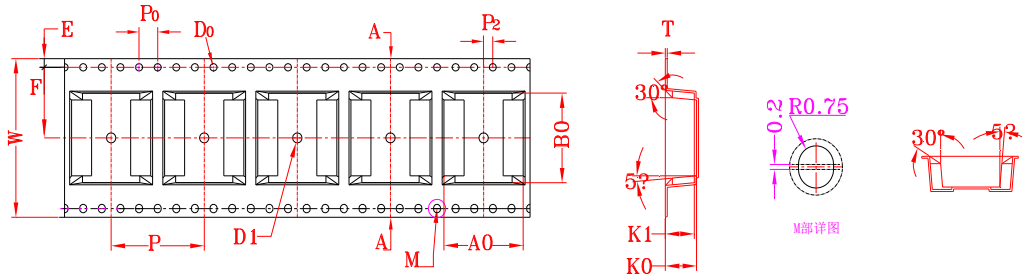


1. UNITS: mm/inch.
2. UNLESS OTHERWISE SPECIFIED ALL TOLERANCES ARE: TYPICAL
3. PIN LENGTH DON'T INCLUDE SOLDER POINT

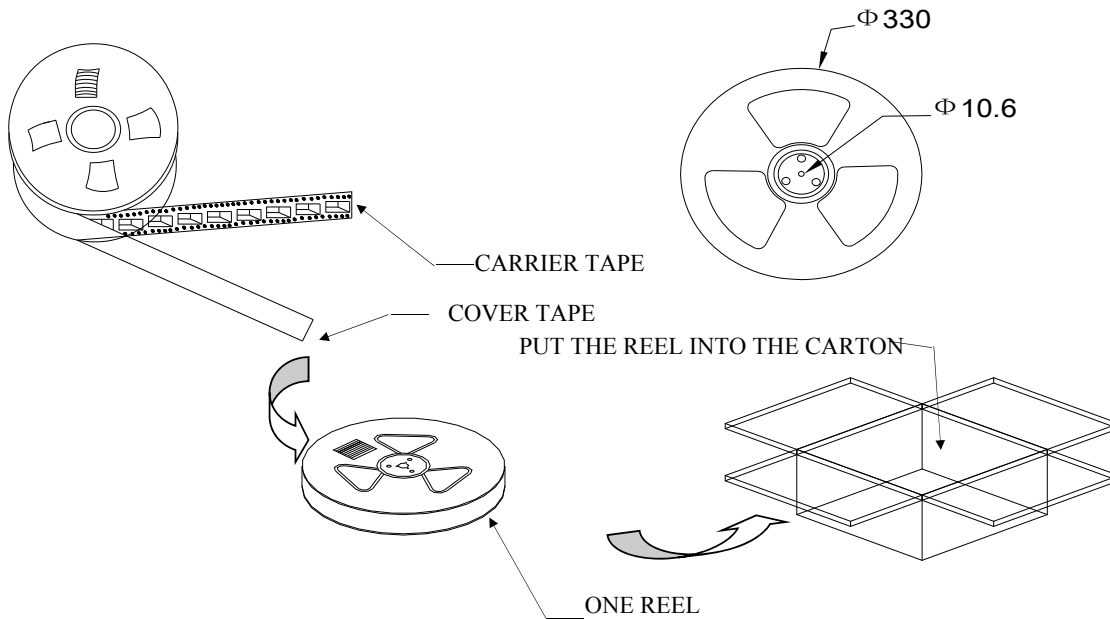
DIM	MILLIMETERS			INCHES		
	MIN	NOM	MAX	MIN	NOM	MAX
A	17.63	18.13	18.63	0.694	0.714	0.733
B	11.70	12.20	12.70	0.461	0.480	0.500
C	/	/	6.80	/	/	0.268
D	13.47	13.97	14.47	0.530	0.550	0.570
E	0.15	0.30	0.45	0.006	0.012	0.018
F	1.17	1.27	1.37	0.046	0.050	0.054
G	0.36	0.46	0.56	0.014	0.018	0.022
H	15.50	16.00	16.50	0.610	0.630	0.650
I	/	1.25	/	/	0.049	/
J	0°	/	8°	0°	/	8°
X	/	0.76	/	/	0.030	/
Y	/	2.29	/	/	0.090	/
Z	/	17.20	/	/	0.677	/

SPECIFICATION
Part No. G2462CE
B. SCHEMATIC :

C. ELECTRICAL SPECIFICATION @25°C

ITEM	SPECIFICATION	TEST CONDITION	TEST EQUIPMENT
INDUCTANCE :	300uH MIN.	100KHz 0.2V 21mA DC Bias (-40°C & +85°C)	TH2819XB OR EQU.
	350uH MIN.	100KHz 0.2V 21mA DC Bias (25°C)	
LEAKAGE INDUCTANCE :	0.50uH MAX.	100KHz 0.2V	TH2819XB OR EQU.
INTERWINDING CAPACITANCE :	25pF TYP.	100KHz 0.2V	TH2819XB OR EQU.
DC RESISTANCE : PRI	1.6Ω MAX.	AT 25 °C	TOS 8020 OR EQU.
DC RESISTANCE : SEC	0.8Ω MAX.		
TURNS RATIO :	1CT:1CT±5%		TH2819XB OR EQU.
POLARITY :	2-23,5-20,8-17,11-14 IN-PHASE		
INSERTION LOSS :	-0.2-0.002* f ^{1.4} dB MAX.	1-125 MHz	E5061A OR EQU.
RETURN LOSS :	-16dB MIN.	1-40MHz	E5061A OR EQU.
	-10+20*log(f/80 MHz)dB MIN.	40-100MHz	
CROSS TALK :	-50dB MIN.	1MHz	E5061A OR EQU.
	-55+22*log(f/10)dB MIN.	10-100MHz	
CMRR :	-50dB MIN.	2MHz	E5061A OR EQU.
	-15+20*log(f/200)dB MIN.	30-200MHz	
HI-POT: PRI TO SEC	1500VAC	1mA,60S	7152AB OR EQU.
	1650VAC	1mA,6S	
OPERATING TEMPERATURE	-40°C TO 85°C		

PACKAGE
Part No. G2462CE
D. PACKING:
a. PACKAGING AS BELOW (ONLY FOR A REFERENCE):


ITEM	W	A ₀	B ₀	K ₀	K ₁	P	F	E	D ₀	D ₁	P ₀	P ₂	T
DIM	32.00 ^{+0.30} _{-0.30}	17.0 ^{+0.10} _{-0.10}	18.10 ^{+0.10} _{-0.10}	6.70 ^{+0.10} _{-0.10}	6.20 ^{+0.10} _{-0.10}	20.00 ^{+0.10} _{-0.10}	14.2 ^{+0.10} _{-0.10}	1.75 ^{+0.10} _{-0.10}	1.50 ^{+0.10} _{-0.10}	2.00 ^{+0.10} _{-0.10}	4.00 ^{+0.10} _{-0.10}	2.00 ^{+0.10} _{-0.10}	0.40 ^{+0.05} _{-0.05}
ALTERNATE													


b. Q'TY:

400 PCS PER REEL
 6 REELS PER CARTON
 2400 PCS PER CARTON

c. LABEL:

REMARK:

ABOVE PACKING IS FOR YOUR REFERENCE ONLY, WHICH MIGHT BE CHANGED WITHOUT NOTICE.

MATERIAL LIST
Part No. G2462CE
E.BOM

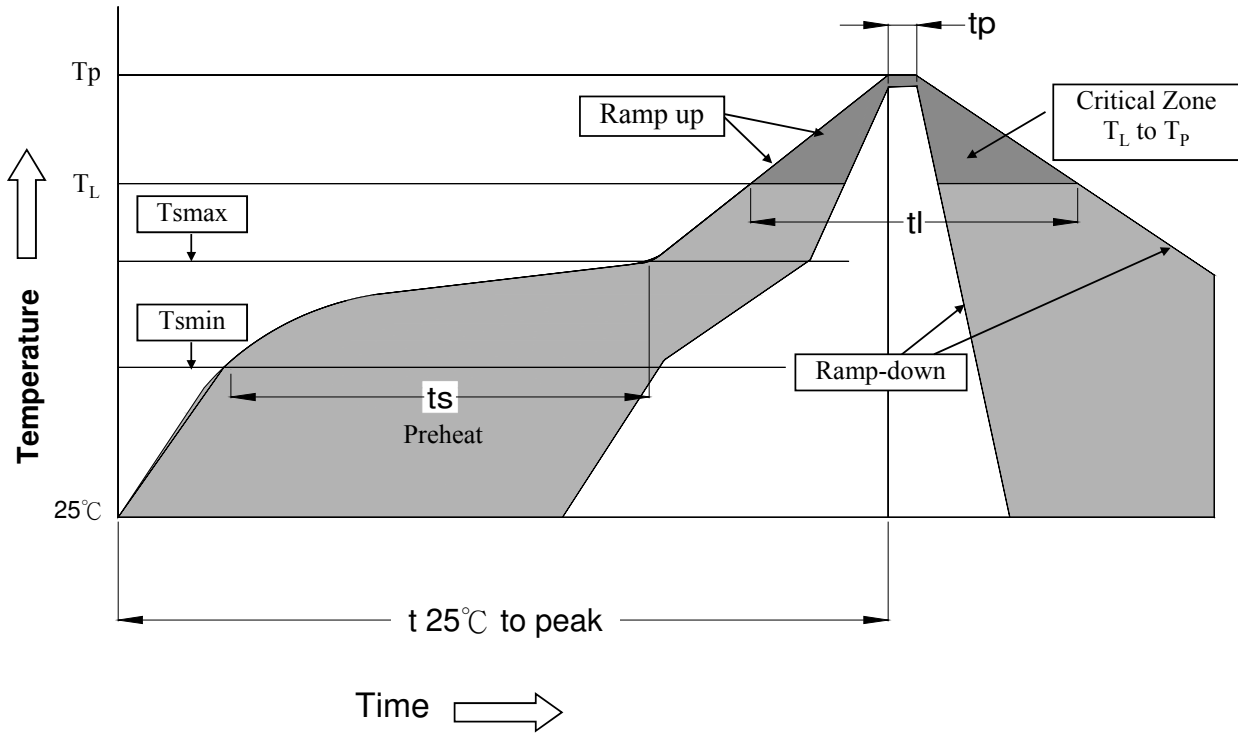
MATERIAL LIST					
NO.	ITEM	MATERIAL	RATING	SUPPLIER OF MATERIAL	UL
1	CORE	Mn-Zn	-----	YEAN SHING	N/A
			-----	ZHONGSHAN CRC ELECTRONICS FACTORY	N/A
		Ni-Zn	-----	YEAN SHING	N/A
			-----	ZHONGSHAN CRC ELECTRONICS FACTORY	N/A
2	COPPER WIRE	QPN180	180℃	ZHUHAI SUNTEK WIRE CO.,LTD	E234867
		Polysol 180	180℃	ELEKTRISOLA(MALAYSIA) SDN.BHD.	E258243
3	CASE	WH-9100	V-0	WAH HONG INDUSTRIAL CORP	E150608
4	PIN	C5191	-----	SHENZHEN MINGSCHIN INDUSTRIAL MATERIAL CO.,LTD	N/A

RECOMMENDED SOLDERING PROFILE

Part No. G2462CE

a. RECOMMENDED REFLOW SOLDERING PROFILE:

below content is only for your reference



- $T_L = 217^\circ\text{C}$
- $T_p = 245^\circ\text{C}$
- $t_s = 60-180\text{s}$ $T_s \text{ max} = 200^\circ\text{C}$ $T_s \text{ min} = 150^\circ\text{C}$
- $t_L = 60-150\text{s}$ $t_p = 20-40\text{s}$ $T_{25^\circ\text{C to peak}} = 8\text{min max}$
- Ramp up rate = 3°C/s max Ramp down rate = 6°C/s max

- *RoHS Compliant
- *Solder Paste SAC 305 Sn 96.5/Ag 3.0/Cu 0.5
- *Silkscreen thickness: 0.15mm Min

b. MOISTURE SENSITIVE LEVEL:

- b.1. LEVEL: 1
- b.2. SHELF LIFE: UNLIMITED
- b.3. STORAGE CONDITION: $\cong 30^\circ\text{C}/85\% \text{ RH}$