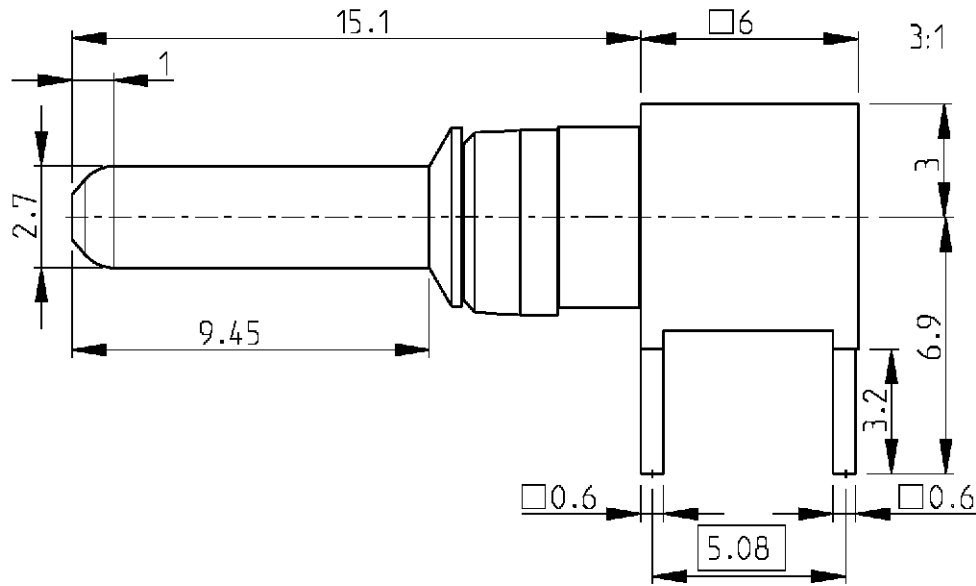
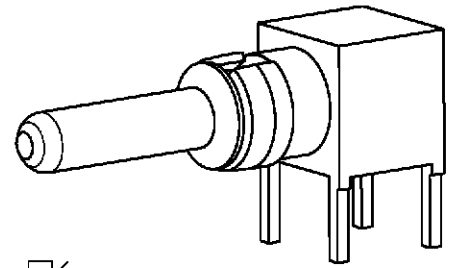
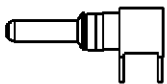


| LOC | DIST | REVISIONS | | | | |
|-----|------|-------------|------|-----------|------|----|
| P | LTR | DESCRIPTION | DATE | DWN | APVD | |
| GW | - | A | - | 18APR2001 | BL | KM |
| | | | | | | |
| | | | | | | |



| Cross reference table | | | | |
|-----------------------|------------------|---------|----------|-------------------------------|
| Old part number | Tyco part number | Current | Material | Plating |
| C42334-A347-A101 | 1-1393589-7 | 25 A | Brass | 1 μm Au or PD in contact area |



1:1

Application DIN 41612 type M male connectors.
All dimensions are maximum unless otherwise specified.

2000

RELEASED FOR PUBLICATION

THIS DRAWING IS UNPUBLISHED.

BY TYCO ELECTRONICS CORPORATION. ALL RIGHTS RESERVED.

© COPYRIGHT 2000

| | | | | | | |
|--|------------------|--------------|--|---------------|--------------|---------------|
| DIMENSIONS: mm | DWN | 18APR2001 | MATERIAL | - | FINISH | - |
| | CHR | 18APR2001 | Tyco Electronics Oostkamp - Belgium | | | |
| TOLERANCES UNLESS OTHERWISE SPECIFIED: | APVD | 18APR2001 | | | | |
| | 0 PLC ± | PRODUCT SPEC | SIZE | CAGE CODE | DRAWING NO | RESTRICTED TO |
| 1 PLC ± | APPLICATION SPEC | A 4 | 00779 | ©=1-1393589-7 | - | |
| 2 PLC ± | WEIGHT | - | SCALE | 5/1 | SHEET 1 OF 1 | REV A |
| 3 PLC ± | CUSTOMER DRAWING | | | | | |
| 4 PLC ± | | | | | | |
| ANGLES ± | | | | | | |