

NV4V31MF

Data Sheet

Blue-Violet Laser Diode
 405 nm Blue-Violet Laser Light Source

R08DS0045EJ0200
 Rev.2.00
 Jun 20, 2013

DESCRIPTION

The NV4V31MF is a blue-violet laser diode with a wavelength of 405 nm. A newly developed LD chip structure achieves a high optical power output of 175 mW (CW) at up to 85°C. The NV4V31MF can provide excellent linearity from low to high output at high temperatures, and reduces the unevenness of beam divergence.

FEATURES

- High optical output power $P_o = 175 \text{ mW @CW}$
- Peak emission wavelength $\lambda_p = 405 \text{ nm TYP.}$
- <R> • Single transverse mode (lateral)
- Wide operating temperature range $T_C = -5 \text{ to } +85^\circ\text{C}$
- $\phi 3.8 \text{ mm}$ small CAN package

APPLICATIONS

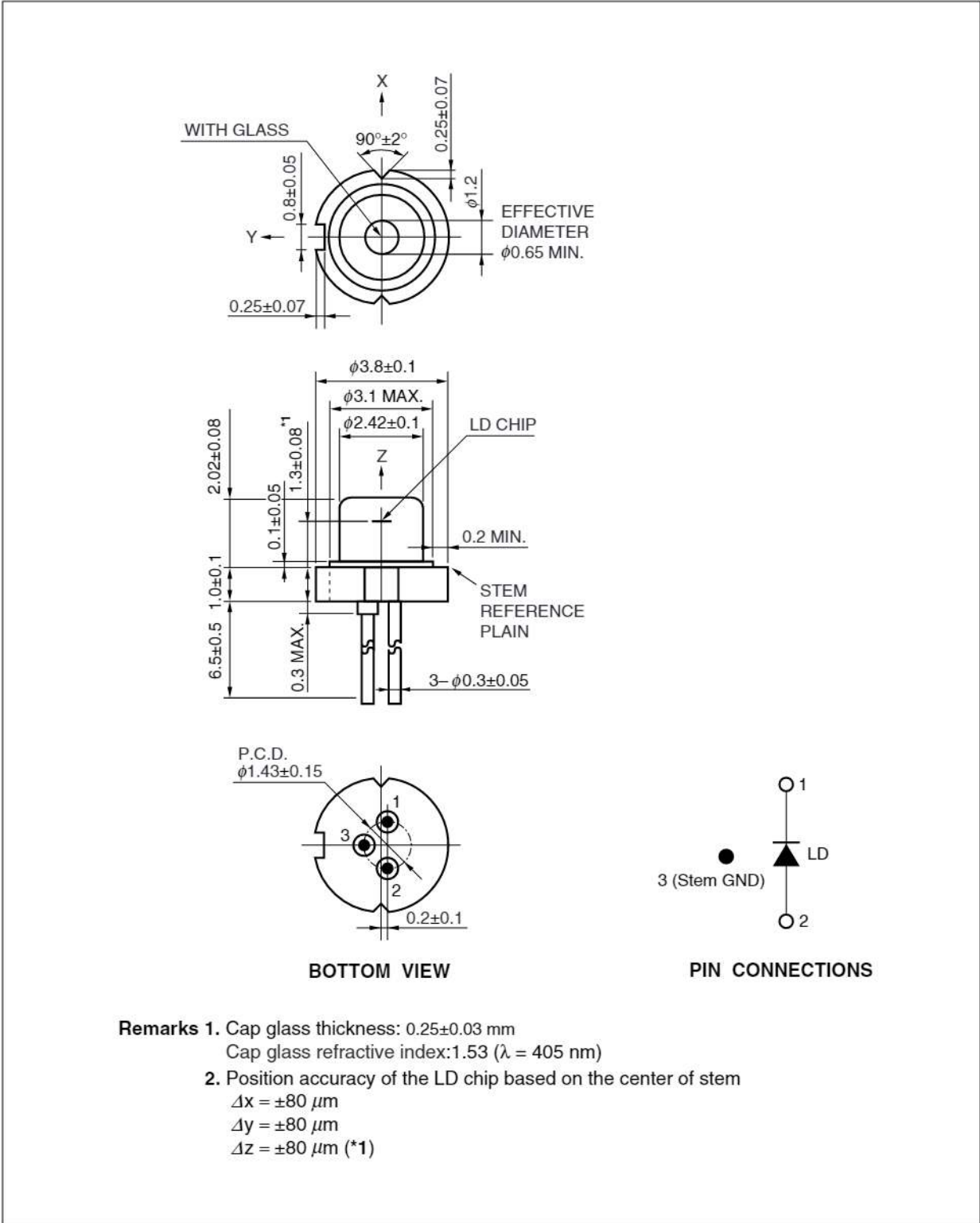
- Blue-violet laser light source



The mark <R> shows major revised points.

The revised points can be easily searched by copying an "<R>" in the PDF file and specifying it in the "Find what:" field.

<R> PACKAGE DIMENSIONS (UNIT: mm)



NV4V31MF

<R> ORDERING INFORMATION

Part Number	Order Number	Rank	Packing Style
NV4V31MF	NV4V31MF-A	GV	Tray Packing (250 p/Tray), Without data
		KV	Individual Packing (for samples), Without data

<R> ABSOLUTE MAXIMUM RATINGS ($T_C = 25^\circ\text{C}$, unless otherwise specified)

Parameter	Symbol	Ratings	Unit
Optical Output Power (CW)	P_o	180	mW
Reverse Voltage of LD	V_R	2	V
Operating Case Temperature	T_C	-5 to +85	$^\circ\text{C}$
Storage Temperature	T_{stg}	-40 to +85	$^\circ\text{C}$

RECOMMENDED OPERATING CONDITIONS
($T_C = 25^\circ\text{C}$, unless otherwise specified)

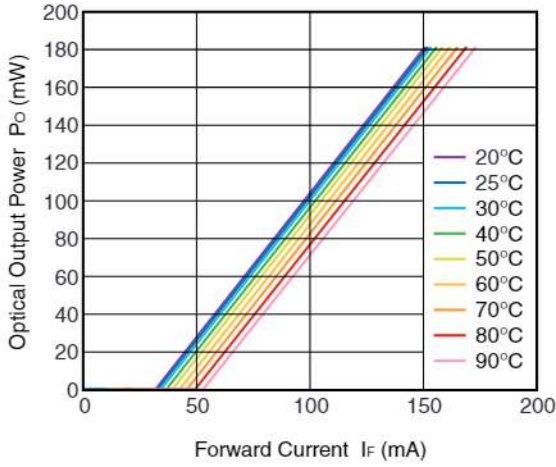
Parameter	Symbol	MAX.	Unit
Optical Output Power (CW)	P_o	175	mW

ELECTRO-OPTICAL CHARACTERISTICS
($T_C = 25^\circ\text{C}$, unless otherwise specified)

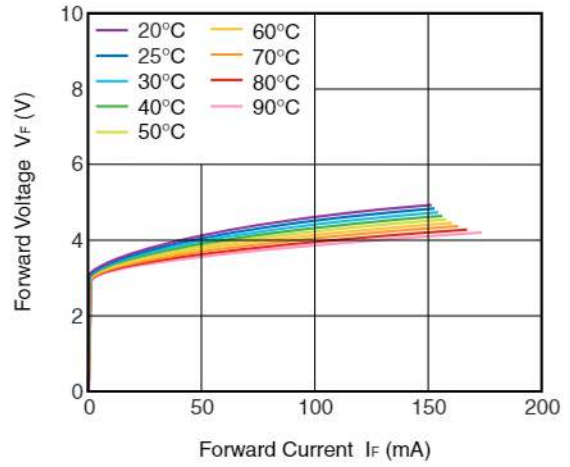
Parameter	Symbol	Conditions	MIN.	TYP.	MAX.	Unit
Threshold Current	I_{th}	CW		35	55	mA
Operating Current	I_{op}	CW, $P_o = 175$ mW		150	200	mA
Optical Voltage	V_{op}	CW, $P_o = 175$ mW		5.0	6.5	V
Slope Efficiency	η_d	CW, $P_o = 20$ mW, 175 mW	1.1	1.55		W/A
Peak Wavelength	λ_p	CW, $P_o = 175$ mW	400	405	415	nm
Beam Divergence (lateral)	θ_l	CW, $P_o = 175$ mW	6	9	12	deg.
Beam Divergence (vertical)	θ_\perp		15	20	25	
Position Accuracy Angle (lateral)	$\Delta\theta_l$	CW, $P_o = 175$ mW	-3	0	3	deg.
Position Accuracy Angle (vertical)	$\Delta\theta_\perp$		-3	0	3	

<R> **TYPICAL CHARACTERISTICS ($T_C = 25^\circ\text{C}$, unless otherwise specified)**

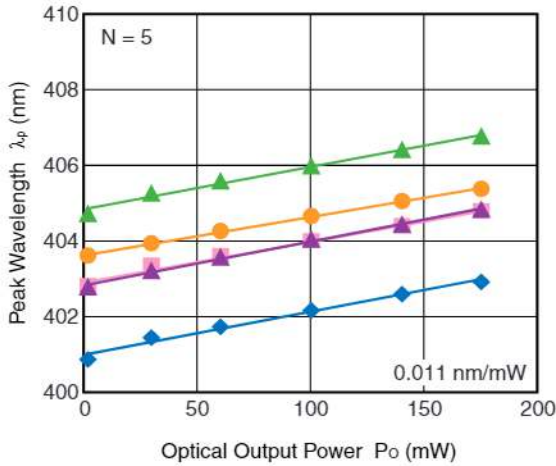
OPTICAL OUTPUT POWER vs. FORWARD CURRENT



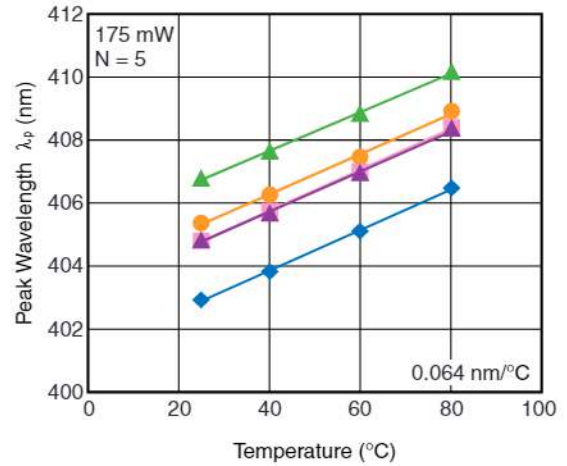
FORWARD VOLTAGE vs. FORWARD CURRENT



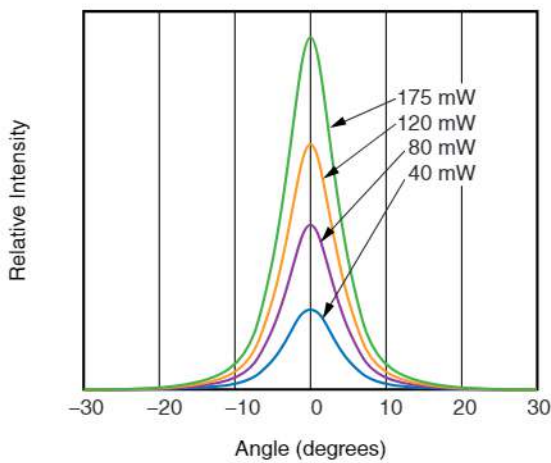
POWER DEPENDENCE OF PEAK WAVELENGTH



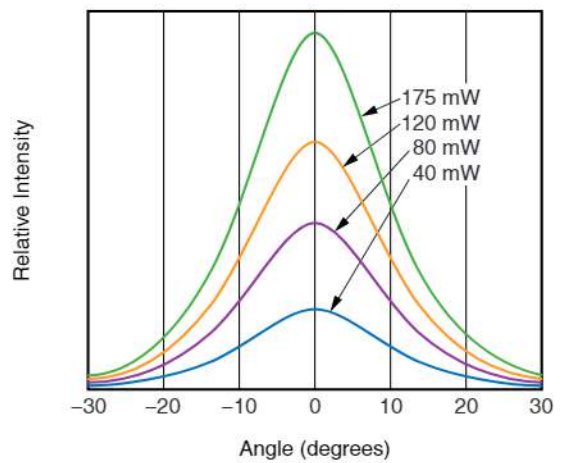
TEMPERATURE DEPENDENCE OF PEAK WAVELENGTH



FFP (LATERAL)

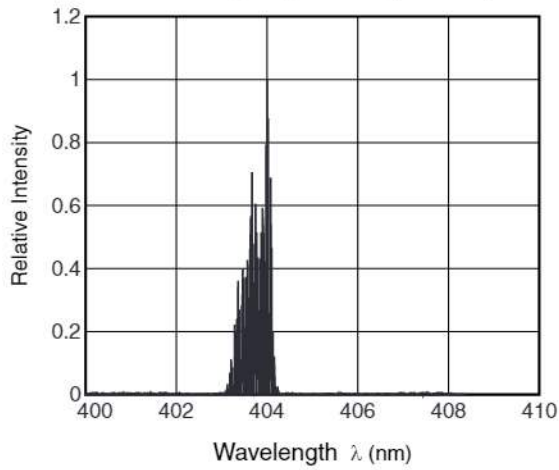


FFP (VERTICAL)

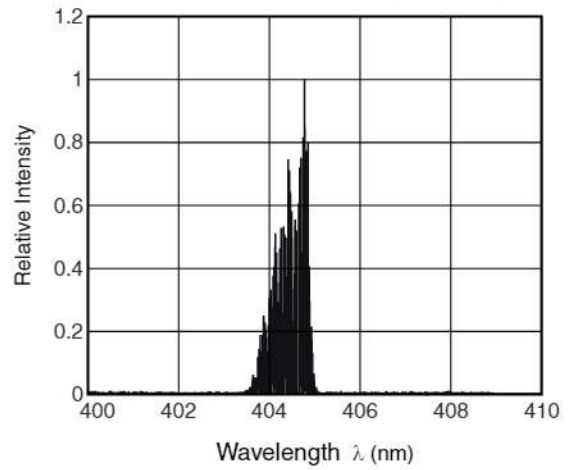


Remark The graphs indicate nominal characteristics.

Wavelength Spectrum (100 mW)



Wavelength Spectrum (175 mW)



Remark The graphs indicate nominal characteristics.

<R> NOTES ON HANDLING

1. Recommended soldering conditions

- Peak Temperature $\leq 350^{\circ}\text{C}$
- Time ≤ 3 seconds
- Soldering of leads should be made at the point 2.0 mm from the root of the lead
- This device cannot be mounted using reflow soldering.

2. Usage cautions

(1) Take the following steps to ensure that the device is not damaged by static electricity.

- Wear an antistatic wrist strap when soldering the device.
We recommend a strap with a 1 M Ω resistor.
- Make sure that the work table and soldering iron are grounded.
- Make sure that the soldering iron does not leak.

(2) Do not subject the package to undue stress.

The package has a tensile strength of 1N or less.

Do not exceed this rating. Also, avoid bending the leads as much as possible.

If the leads must be bent, bend them only once, making sure to anchor the stem base of the lead.

(3) Do not allow the cap glass of the package to become scratched or dirty.

Also, do not subject the cap glass to external force.

(4) Be sure to attach a heat sink to sufficiently dissipate heat.

(5) Use the device as soon as possible after opening the bag.

SAFETY INFORMATION ON THIS PRODUCT

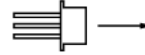
<R>



VISIBLE LASER RADIATION
AVOID EYE OR SKIN EXPOSURE TO
DIRECT OR SCATTERED RADIATION

OUTPUT POWER 3W MAX
WAVELENGTH 400 to 680nm
CLASS IV LASER PRODUCT

SEMICONDUCTOR LASER



AVOID EXPOSURE-Invisible
Laser Radiation is emitted from
this aperture

<p>Warning Laser Beam</p>	<p>A laser beam is emitted from this diode during operation. If the laser beam or its reflection enters your eye, it may cause injury to the eye or loss of eyesight. (Note that, depending on the wavelength of the beam, the laser beam might not be visible.)</p> <ul style="list-style-type: none"> • Do not look directly into the laser beam. • Avoid exposure to the laser beam, any reflected or collimated beam.
----------------------------------	---

Revision History

NV4V31MF Data Sheet

Rev.	Date	Description	
		Page	Summary
0.01	Sep 08, 2011	–	First edition issued
1.00	Mar 05, 2012	Throughout	Preliminary Data Sheet -> Data Sheet
		p.3	Modification of ORDERING INFORMATION
		p.4, 5	Addition of TYPICAL CHARACTERISTICS
2.00	Jun 20, 2013	p.1	Modification of FEATURES
		p.2	Modification of PACKAGE DIMENSIONS
		p.3	Modification of ORDERING INFORMATION
			Modification of ABSOLUTE MAXIMUM RATINGS
		p.4	Modification of TYPICAL CHARACTERISTICS
		p.6	Modification of NOTES ON HANDLING
		p.7	Modification of SAFETY INFORMATION ON THIS PRODUCT

Notice

1. Descriptions of circuits, software and other related information in this document are provided only to illustrate the operation of semiconductor products and application examples. You are fully responsible for the incorporation of these circuits, software, and information in the design of your equipment. Renesas Electronics assumes no responsibility for any losses incurred by you or third parties arising from the use of these circuits, software, or information.
 2. Renesas Electronics has used reasonable care in preparing the information included in this document, but Renesas Electronics does not warrant that such information is error free. Renesas Electronics assumes no liability whatsoever for any damages incurred by you resulting from errors in or omissions from the information included herein.
 3. Renesas Electronics does not assume any liability for infringement of patents, copyrights, or other intellectual property rights of third parties by or arising from the use of Renesas Electronics products or technical information described in this document. No license, express, implied or otherwise, is granted hereby under any patents, copyrights or other intellectual property rights of Renesas Electronics or others.
 4. You should not alter, modify, copy, or otherwise misappropriate any Renesas Electronics product, whether in whole or in part. Renesas Electronics assumes no responsibility for any losses incurred by you or third parties arising from such alteration, modification, copy or otherwise misappropriation of Renesas Electronics product.
 5. Renesas Electronics products are classified according to the following two quality grades: "Standard" and "High Quality". The recommended applications for each Renesas Electronics product depends on the product's quality grade, as indicated below.
"Standard": Computers; office equipment; communications equipment; test and measurement equipment; audio and visual equipment; home electronic appliances; machine tools; personal electronic equipment; and industrial robots etc.
"High Quality": Transportation equipment (automobiles, trains, ships, etc.); traffic control systems; anti-disaster systems; anti-crime systems; and safety equipment etc.
Renesas Electronics products are neither intended nor authorized for use in products or systems that may pose a direct threat to human life or bodily injury (artificial life support devices or systems, surgical implants etc.), or may cause serious property damages (nuclear reactor control systems, military equipment etc.). You must check the quality grade of each Renesas Electronics product before using it in a particular application. You may not use any Renesas Electronics product for any application for which it is not intended. Renesas Electronics shall not be in any way liable for any damages or losses incurred by you or third parties arising from the use of any Renesas Electronics product for which the product is not intended by Renesas Electronics.
 6. You should use the Renesas Electronics products described in this document within the range specified by Renesas Electronics, especially with respect to the maximum rating, operating supply voltage range, movement power voltage range, heat radiation characteristics, installation and other product characteristics. Renesas Electronics shall have no liability for malfunctions or damages arising out of the use of Renesas Electronics products beyond such specified ranges.
 7. Although Renesas Electronics endeavors to improve the quality and reliability of its products, semiconductor products have specific characteristics such as the occurrence of failure at a certain rate and malfunctions under certain use conditions. Further, Renesas Electronics products are not subject to radiation resistance design. Please be sure to implement safety measures to guard them against the possibility of physical injury, and injury or damage caused by fire in the event of the failure of a Renesas Electronics product, such as safety design for hardware and software including but not limited to redundancy, fire control and malfunction prevention, appropriate treatment for aging degradation or any other appropriate measures. Because the evaluation of microcomputer software alone is very difficult, please evaluate the safety of the final products or systems manufactured by you.
 8. Please contact a Renesas Electronics sales office for details as to environmental matters such as the environmental compatibility of each Renesas Electronics product. Please use Renesas Electronics products in compliance with all applicable laws and regulations that regulate the inclusion or use of controlled substances, including without limitation, the EU RoHS Directive. Renesas Electronics assumes no liability for damages or losses occurring as a result of your noncompliance with applicable laws and regulations.
 9. Renesas Electronics products and technology may not be used for or incorporated into any products or systems whose manufacture, use, or sale is prohibited under any applicable domestic or foreign laws or regulations. You should not use Renesas Electronics products or technology described in this document for any purpose relating to military applications or use by the military, including but not limited to the development of weapons of mass destruction. When exporting the Renesas Electronics products or technology described in this document, you should comply with the applicable export control laws and regulations and follow the procedures required by such laws and regulations.
 10. It is the responsibility of the buyer or distributor of Renesas Electronics products, who distributes, disposes of, or otherwise places the product with a third party, to notify such third party in advance of the contents and conditions set forth in this document, Renesas Electronics assumes no responsibility for any losses incurred by you or third parties as a result of unauthorized use of Renesas Electronics products.
 11. This document may not be reproduced or duplicated in any form, in whole or in part, without prior written consent of Renesas Electronics.
 12. Please contact a Renesas Electronics sales office if you have any questions regarding the information contained in this document or Renesas Electronics products, or if you have any other inquiries.
- (Note 1) "Renesas Electronics" as used in this document means Renesas Electronics Corporation and also includes its majority-owned subsidiaries.
(Note 2) "Renesas Electronics product(s)" means any product developed or manufactured by or for Renesas Electronics.



SALES OFFICES

Renesas Electronics Corporation

<http://www.renesas.com>

Refer to "<http://www.renesas.com/>" for the latest and detailed information.

California Eastern Laboratories, Inc.
4590 Patrick Henry Drive, Santa Clara, California 95054, U.S.A.
Tel: +1-408-919-2500, Fax: +1-408-988-0279

Renesas Electronics Europe Limited
Dukes Meadow, Millboard Road, Bourne End, Buckinghamshire, SL8 5FH, U.K
Tel: +44-1628-651-700, Fax: +44-1628-651-804

Renesas Electronics Europe GmbH
Arcadiastrasse 10, 40472 Düsseldorf, Germany
Tel: +49-211-65030, Fax: +49-211-6503-1327

Renesas Electronics (China) Co., Ltd.
7th Floor, Quantum Plaza, No.27 ZhichunLu Haidian District, Beijing 100083, P.R.China
Tel: +86-10-8235-1155, Fax: +86-10-8235-7679

Renesas Electronics (Shanghai) Co., Ltd.
Unit 204, 205, AZIA Center, No.1233 Lujiazui Ring Rd., Pudong District, Shanghai 200120, China
Tel: +86-21-5877-1818, Fax: +86-21-6887-7858 / -7898

Renesas Electronics Hong Kong Limited
Unit 1601-1613, 16/F., Tower 2, Grand Century Place, 193 Prince Edward Road West, Mongkok, Kowloon, Hong Kong
Tel: +852-2886-9318, Fax: +852 2886-9022/9044

Renesas Electronics Taiwan Co., Ltd.
13F, No. 363, Fu Shing North Road, Taipei, Taiwan
Tel: +886-2-8175-9600, Fax: +886 2-8175-9670

Renesas Electronics Singapore Pte. Ltd.
80 Bendemeer Road, Unit #06-02 Hyflux Innovation Centre Singapore 339949
Tel: +65-6213-0200, Fax: +65-6213-0300

Renesas Electronics Malaysia Sdn.Bhd.
Unit 906, Block B, Menara Amcorp, Amcorp Trade Centre, No. 18, Jln Persiaran Barat, 46050 Petaling Jaya, Selangor Darul Ehsan, Malaysia
Tel: +60-3-7955-9390, Fax: +60-3-7955-9510

Renesas Electronics Korea Co., Ltd.
11F., Samik Lavied' or Bldg., 720-2 Yeoksam-Dong, Kangnam-Ku, Seoul 135-080, Korea
Tel: +82-2-558-3737, Fax: +82-2-558-5141